

# WhyCry<sup>®</sup> Mini

## Baby Cry Analyzer

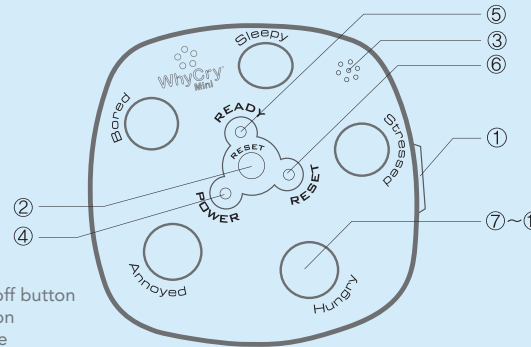


Serene Baby Products, Inc., Anaheim, California, USA

A newborn baby's healthy physical and emotional development starts with its parents. Fast, effective and simple to use, WhyCry<sup>®</sup> Mini Baby Analyzer helps you recognize why your baby is crying and respond to your baby quickly. When used in conjunction with the Body Movements Table (Figure A) and the Advice Chart (Figure B), you will soon become an expert at understanding your baby's only form of communication – its cry.

Your child gains security and confidence and you gain peace of mind knowing your baby is happy and comfortable!

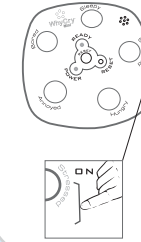
### Product Description



- ① Power on/off button
- ② Reset button
- ③ Microphone
- ④ Power/Low Battery indicator
- ⑤ Ready indicator (specifies when device is ready to analyze)
- ⑥ Reset indicator
- ⑦-⑪ Prognosis buttons (indicates whether the baby is Hungry, Bored, Annoyed, Sleepy, Stressed)

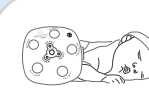
### How WhyCry<sup>®</sup> Works

WhyCry<sup>®</sup> Mini operates easily, picking up all of your baby's sounds. Just slide the switch (①) to the ON position and place WhyCry<sup>®</sup> Mini near the baby at the specified distance (See below). When WhyCry<sup>®</sup> Mini is turned on, the Power indicator (④) and the Ready indicator (⑤) will turn a steady green. The lights will turn off when the device is powered down.

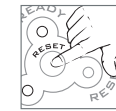


- When the crying is weaker or stronger than average, place the WhyCry<sup>®</sup> Mini closer or farther from your baby. WhyCry<sup>®</sup> Mini provides optimal results when there is no other background noise.

Baby's weight	Recommended distance
Up to 9 lbs (4kg)	20 in (50 cm)
From 9 to 13 lbs (6kg)	40 in (100 cm)
From 13 to 15 lbs (7kg)	60 in (150 cm)
More than 15 lbs (7kg)	80 in (200 cm)



- When WhyCry<sup>®</sup> Mini detects your baby's cry, the Ready indicator (5) will blink. This means that WhyCry<sup>®</sup> Mini is performing a cry analysis. The analysis takes approximately ten seconds to complete. During this time, please make sure to care for and supervise your baby.



- Should WhyCry<sup>®</sup> Mini fail to complete an analysis, the Reset indicator (6) will blink red. Press the Reset button (2) to start the analysis again. Make sure there is minimal background noise and the WhyCry<sup>®</sup> Mini is set at the correct distance.



- Install new batteries into WhyCry<sup>®</sup> Mini when the Power/Low Battery indicator (4) blinks green.

### For a More Accurate Analysis

WhyCry<sup>®</sup> Mini is a highly reliable device and extremely useful during the period when a baby cannot talk, i.e. approximately the first ten months. Use in a quiet environment as background noise in the room may cause a false reading or an incomplete analysis. The final results of the analysis should be used as a reference and compared with the Body Movements Table (Figure A) and the Advice Chart (Figure B) contained in this manual.

Figure (A): Body Movements Table

	SHAKES HEAD	SHAKES ARMS	KICKS	TIGHTENS FISTS	LOOKS FOR FOOD	SUCKS FISTS	STIFFENS BODY	GAS AND NOISES
<b>Hungry</b>	YES	YES	GENTLY	YES	YES	YES	NO	NO
<b>Bored</b>	YES	GENTLY	GENTLY	NO	NO	NO	NO	NO
<b>Annoyed</b>	YES	YES	YES	YES	YES	YES	YES	YES
<b>Sleepy</b>	NO	GENTLY	GENTLY	NO	NO	NO	NO	NO
<b>Stressed</b>	YES	YES	YES	YES	YES	YES	YES	YES

### Advice Chart

Figure (B): Advice Chart

<b>Hungry</b>	Usually a high-pitched, demanding energetic cry. Your baby is hungry.
<b>Bored</b>	Usually crying will stop when you play with the baby. Stimulate your baby. Talk softly to him/her. Rub your hand on your baby's tummy.
<b>Annoyed</b>	Usually starts with a long moan followed by a long pause without a breath. Check for a wet diaper, teething or tight clothing. If the baby has gas, massage your baby's tummy. Check for constipation.
<b>Sleepy</b>	Usually crying will increase when you try to stimulate the baby. Change position. Speak softly or rock your baby. Lay the baby on your chest so it can hear your heartbeat. Your soft voice will sooth the baby to sleep. Check room temperature and general comfort.
<b>Stressed</b>	Usually a short cry that slowly drops and then rises again. Find a quiet place with low light. Pick the baby up and gently rock in silence. Walk with the baby then lay your baby down again when the crying stops. Speak softly to your child so you can comfort it with the sound of your voice.

\*WhyCry<sup>®</sup> Mini has been clinically certified with an accuracy rating of more than 87% using light indicators and 98% when used with the symptoms table in Figure (A).

### WARNINGS:

This WhyCry<sup>®</sup> Mini baby cry analyzer is not intended to replace appropriate adult supervision. WhyCry<sup>®</sup> Mini must not be used as a medical device or in place of appropriate medical supervision. This product is not intended for use with infants with existing serious medical conditions.

WhyCry<sup>®</sup> Mini does not detect a baby's silent activity. Keep out of children's reach.

Make sure WhyCry<sup>®</sup> Mini is correctly ventilated.

Do not use if product has been exposed to or is near heat source or open flame.

Do not use near water or if product has been exposed to water.

Use only four 1.5V AAA batteries. (Included)

### FULL NINETY (90) DAY WARRANTY

Serene Baby Products, Inc. warrants each new WhyCry<sup>®</sup> Mini baby cry analyzer against defects in materials or workmanship for a period of ninety (90) days from the date of purchase, and agrees to repair or replace any defective product without charge.

**IMPORTANT:** This warranty does not cover damage resulting from accident, misuse or abuse, lack of reasonable care, or the affixing of or to, any attachment not provided with the product. **NO RESPONSIBILITY TO ANYONE IS ASSUMED FOR ANY SPECIAL INCIDENTAL OR CONSEQUENTIAL DAMAGES.** The Purchaser's sole remedy shall be to obtain a replacement of the product free of charge from Serene Baby Products, Inc.

The warranty above is in lieu of all other warranties, expressed or implied; including but not limited to all WARRANTIES OF MERCHANTABILITY OR OF FITNESS FOR A PARTICULAR PURPOSE.

### TO OBTAIN WARRANTY SERVICE

Mail the defective product and the original purchase receipt showing retailer contact information, purchase date and product description, with prepaid return postage to: Serene Baby Products, Inc., P.O. Box 27340, Anaheim Hills, CA 92809-0111

Package must be insured both ways and contain adequate packaging to prevent in transit damage.