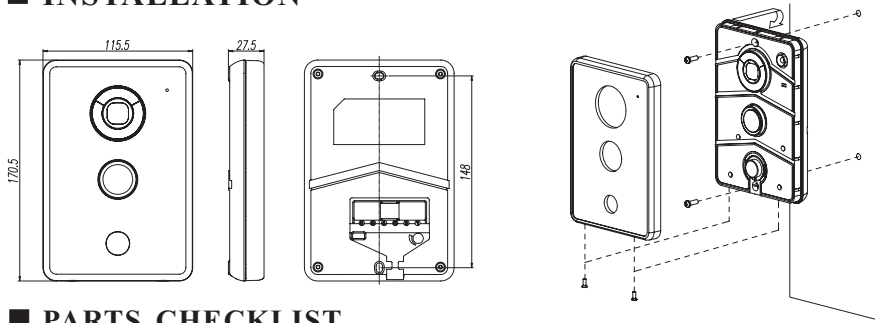


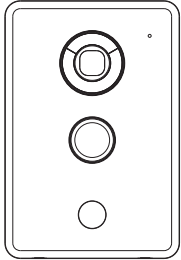



■ SPECIFICATIONS

Model No.	A2-M7CS
Color Camera	1/3" CCD, 1.5lux; Angle 62 ~ 90°
Connecting Means	2 wires
Power Supply	DC18V/1.5A
Consumption	Standby≤0.7W; Work≤15W
Communication Distance	≤50m--AWG18; ≤100m--AWG16
Call Time	90S
Talk/Monitor Time	60s
Communication	Handsfree
Power Output of Lock	12V/1A~0.35A
Ringtone	Recall Function available
Ambient Environment	-10 ~ +50℃
Installing Means	Surface Mount
Dimensions	170.5mm×115.5mm×27.5mm

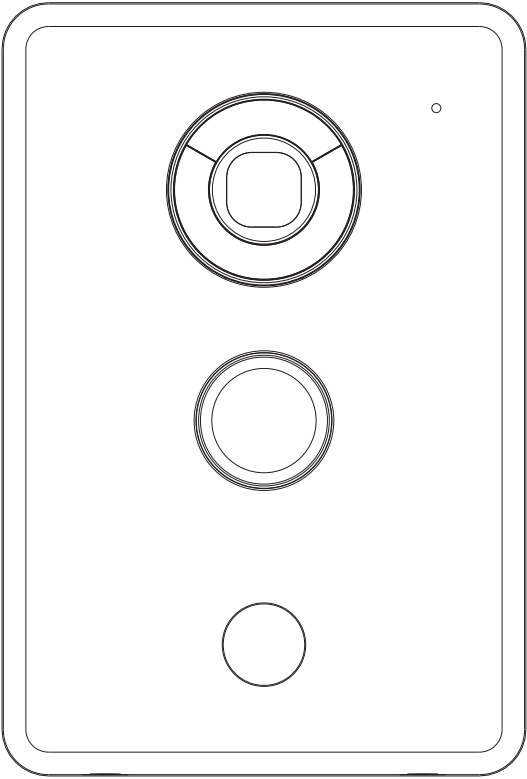
■ INSTALLATION



■ PARTS CHECKLIST

		User Manual	1
		Screw (M4×30mm)	2
		Plastic wall plug	2
OUTDOOR CAMERA	1		

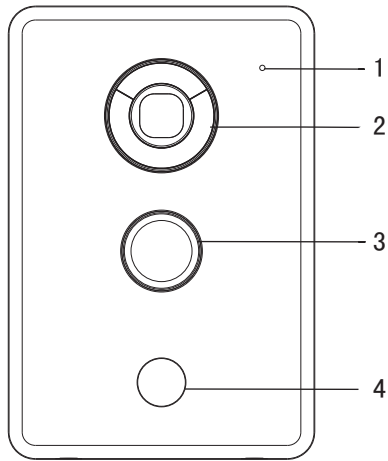
OUTDOOR CAMERA



A2-M7CS

■ FEATURE

FRONT VIEW



1. Mic

Highly sensitive condensed microphone.

2. Camera Lens

3. Speaker

Provides a high quality audio to the visitor.

4. Call Button

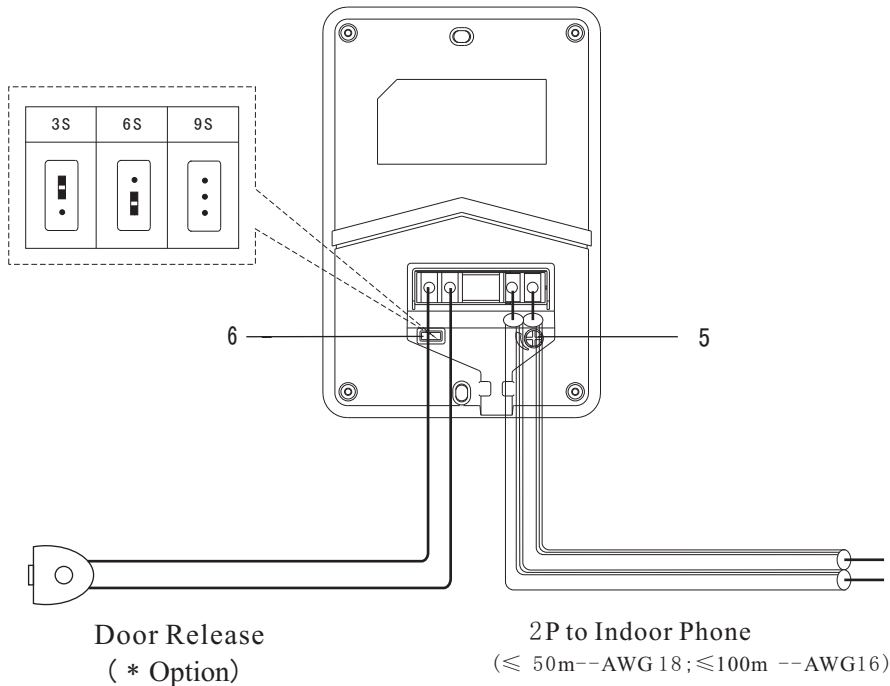
Activates the monitor and chime, alerting you and showing the picture of the visitor automatically.

5. When squeaking comes, you may turn "VOL" to adjust the voice to the normal.

6. You may set the "unlocking duration" as per your request according to the bellowing Diagram :

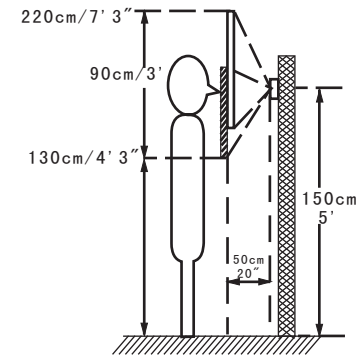
* The time delay is defaulted to be 3 seconds.

BACK VIEW

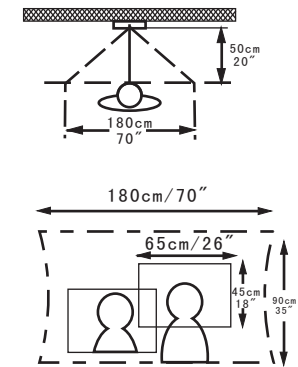


■ VIEW RANGE

Vertical on side view

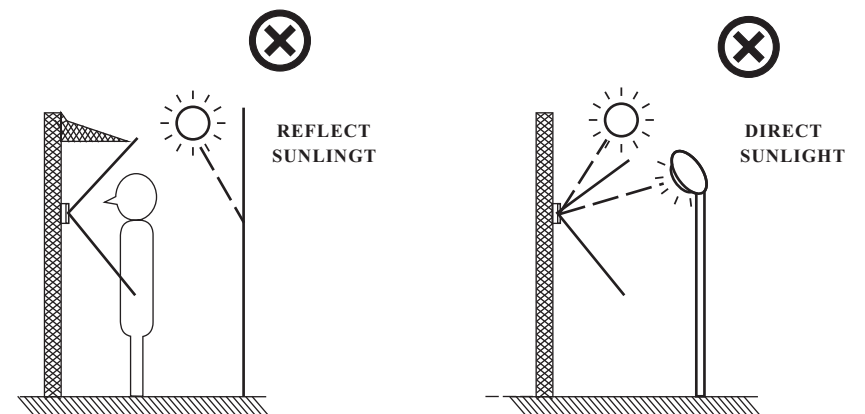


Front view



Note: The range we show above is for your reference it may change up to the surrounding

■ INSTALLATION CONDITION



1. Try to avoid to install in such condition: freezing, high temperature (over 40°C) , humidity , chemical corrosion and etc.
2. Avoid to install it in the place which the sunlight can direct or reflect shine.
3. Avoid to install in the condition which is easily subjected to rain or moisture.