



ThermalStrike ***Heated Luggage***



User Manual

- Product Features**
- Product Safety and Operation**
- Heat Sensitive Items**
- Warranty**

ThermalStrike Luggage:

ThermalStrike Heated Luggage is specifically designed to kill all life-stages of bed bugs and their eggs. By raising the handle and simply plugging the unit into a traditional wall socket you begin the automatic process of treating your belongings.



Heat Treatment Process:

1. Remove any items that may be damaged at high temperatures. A list appears on the back cover.
2. The luggage should be closed and in the upright position.
3. Plug the unit in to begin the heat treatment. The indicator light will illuminate while the integrated heating elements of the unit gradually raise the core temperature to 140°F.
4. The system will automatically shut-off and the light will turn off after the core temperature has exceeded lethal temperatures.


Indicator Light:



On - Unit is Heating



Off - Process Complete



ATTENTION: This suitcase was designed to be an effective tool in the prevention of bed bugs while providing maximum convenience. To be used effectively, please review this manual for packing guidelines and operation.



Heating Cycle Orientation

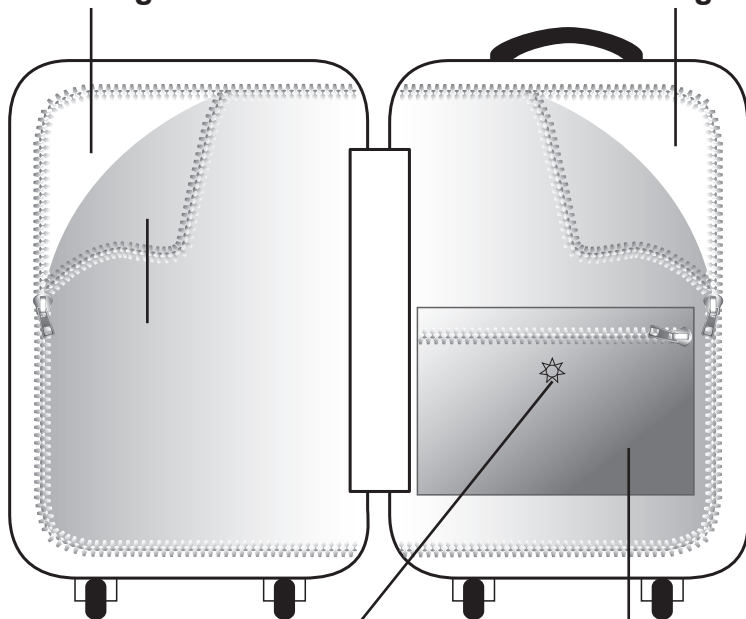
The heating cycle should always be done with the suitcase standing upright on its wheels. Do not operate the suitcase laying down or covered with additional insulation.

Packing for Treatment

This suitcase was designed to be easy to use while providing convenience and protection. To be used effectively, please review this section for packing guidelines and operation.

Lid Packing Area

Base Packing Area



**Center Core Thermometer
(located under pocket)**

**Quick Access
Pocket**

This suitcase is equipped with a thermometer positioned in the center of the suitcase to monitor temperature during the heat cycle. If one side is fully packed and the other is empty, the center temperature will reach the shutoff temperature (158F) before the treatment has been completed.

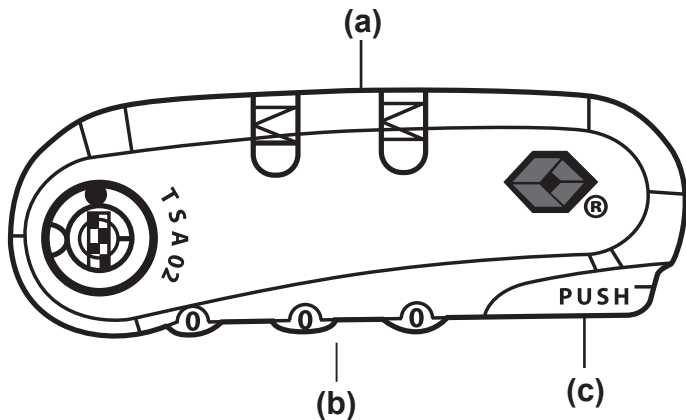
When packing the suitcase, each packing area should be equally filled and spread out

Compartment partitions should be utilized to limit the mobility and escape of bed bugs during transport or a heat treatment. All contents for heat treatment should be closed off behind the compartment partitions.

The quick access pocket is included to provide a safe storage area for electronics, cosmetics, or other items which may be damaged during heat. These items should be removed prior to treatment and may be inspected or cleaned separately.

For more information or our Frequently Asked Questions, please visit our website at **www.thermalstrike.com**

Integrated TSA Security Lock (TS-371)



TSA-371 INSTRUCTIONS

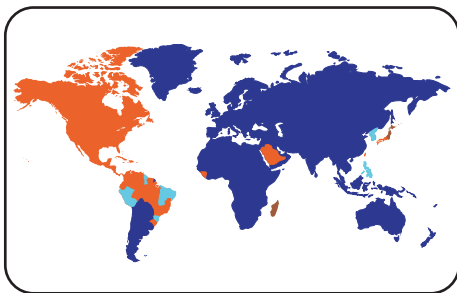
The factory default number is 0-0-0. To set your personal combination, follow these steps:

1. Put the dials at the original number 0-0-0;
2. Press down the reset button (a) with a tool until you hear the “click” sound.
3. Set your combination by turning the dials (b), for example 8-8-8.
4. Push the button (c) towards the direction of the arrow and the reset button (a) will be back when you hear the “click” sound.

Now you have finished setting your personal combination. Please remember your combination by heart. Please repeat the above steps to reset the numbers.

Traveling Abroad:

A voltage converter rated for a minimum of 300 watts is required when traveling outside North America. Do not plug unit directly in to 220-240VAC. Please check with a local agency to find additional information on the converter and wall adapter required.



220-240V/50Hz



220-240V/60Hz



100-127V/60Hz



100-127V/50Hz



IMPORTANT PRODUCT SAFETY INSTRUCTIONS

PLEASE READ AND FOLLOW ALL INSTRUCTIONS BEFORE YOU OPERATE THIS DEVICE TO PROTECT YOURSELF AND OTHERS.

- Save these instructions
- Unit contains no user servicable parts. Refer service to an authorized repairman
- Device must be connected to a protected branch circuit rated 20 amps or less
- **Do NOT** modify device or add insulation around unit
- **Do NOT** immerse or use the product if visibly wet
- **Do NOT** operate the unit laying on its side
- Maintain a minimum clearance of 4 inches around the product
- Product intended for indoor use / Temperatures 60°F - 100°F

WARNING:

To reduce the risk of injury, **DO NOT** permit children to use this device. **DO NOT** leave the device unattended when children are present.

IMPORTANT

HEAT SENSITIVE ITEMS



Some items may become damaged or even hazardous when heated. The user is responsible for ensuring that items may be heat treated.

DO NOT treat the following items:

- Chocolates or bottled liquids
 - Sensitive electronics
 - Valuable artwork, paintings & photos
 - Any combustible items
 - Candles, wax and cosmetics
 - Medicines and vitamins
 - Optical media (CDs / DVDs)
 - Aerosol cans or oily rags
- The appliance is not to be used by persons (including children) with reduced physical, sensory or mental capabilities, or lack of experience and knowledge, unless you have been given supervision or instruction.
- Children being supervised not to play with the appliance.

5-YEAR LIMITED PRODUCT WARRANTY

Limited Warranty: PAB Two, LLC warrants that, under normal use, this product will be free from defects in material and workmanship for FIVE (5) Years from the date of purchase. The limited warranty does not cover damage resulting from accident, misuse, water damage, or modification. The foregoing limited warranty is the sole warranty provided in connection with this product and is in lieu of all other warranties expressed or implied. No oral or written information or advice given by PAB Two, LLC (or ANY of their respective suppliers, dealers, distributors, agents or employees) shall create a warranty or in any way increase the scope of this limited warranty.

The user is responsible to ensure that items placed into the unit are acceptable for heat treatment. In no event shall PAB Two, LLC accept any liability for any damages to you or any other person that exceed the price paid for this product, regardless of any form of the claim.

For Questions or Service: support@thermalstrike.com

© 2012 PAB Two, LLC. US & Foreign Patent Pending.

Distributed by PAB Two, LLC, 1500 S. Wolf Road, Wheeling, IL 60090