

USER MANUAL

PA-Series

PA-1200

PA-900

PA-600



PHAROS Inc.

IMPORTANT SAFEGUARDS

Follow the safeguards listed below and throughout this manual when using this product.

READ ALL INSTRUCTIONS BEFORE OPERATING THIS HUMIDIFIER.



To reduce the Risk of Fire, Electric Shock, or Injury:

- Do not use humidifier on wet surfaces!
- Unplug the humidifier when not in use and before servicing the unit.
- Humidifier is not a toy! Exercise caution when children are present.
- Do not use if power cord or humidifier is damaged. If damage has occurred to the unit or it no longer operates as designed, consult an authorized service department.
- The power cord is not a handle. Do not carry the unit by the power cord! Keep cord away from heat or an open flame. Do not pull on cord. Do not pinch cord or pull it around sharp corners or objects.
- To prevent cord damage, do not allow objects to be pulled over the cord. Do not place loose rugs or similar covers over the cord.
- Turn off all controls before unplugging the humidifier.
- Do not pull on the cord to unplug it. Grasp the plug and disconnect cord from the power supply.
- Do not handle plug, power cord, or humidifier with wet hands or gloves.
- Do not put any objects into the humidifier.
- Keep hair, loose clothing, fingers, and all body parts away from the humidifier during operation.
- Do not use or place the humidifier inside a house.
- Do not put any burning or smoking materials such as cigarettes, matches, or hot ashes into the unit.
- Use extra caution when operating this machine.
- If humidifier is used in a dusty or dirty environment, clean the filter, tank, and humidifier regularly.
- Keep work area around the humidifier well lit.
- Do not use other electrical equipment when running this humidifier.
- Do not disassemble this humidifier.
- Verify that voltage of electrical supply matches the requirements of the humidifier.
- Contact a qualified electrician for all electrical questions.

Safety Instructions

Please follow all safety instructions to avoid damage and injury.



WARNING

Warning: Death and serious injury hazard.



CAUTION

Caution: Injury and damage hazard.



Prohibit: Action not allowed.



Do not disassemble.



Do not touch.



Keep instructions.



Disconnect plug from power.

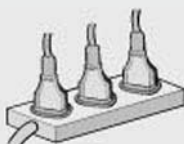


WARNING

To prevent overheating and fire, do not use extension cords or multi-plug adapters.



Prohibit



Do not crush, bend, or pull on the power cord!



Prohibit



Do not pull on cord to disconnect from outlet!



Prohibit



To prevent shock, do not handle the power cord with wet hands or gloves!



No not touch!



Do not disassemble the humidifier.



Do not disassemble!

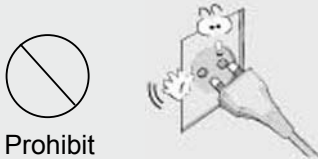


Use only 110 volt system! Consult an electrician for all electrical questions.




! CAUTION

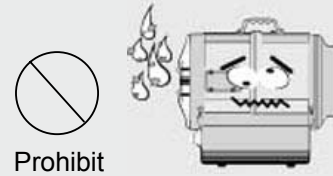
To prevent fire or electrical shock, do not unplug during operation!




To prevent damage to the humidifier, exercise caution when moving the unit.




Use clean, potable water in the humidifier tank.



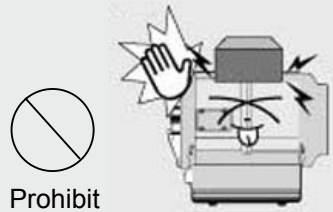
Do not move the unit during operation.




Prevent foreign material from entering the humidifier and water tank.



To prevent damage to the unit, do not place heavy objects on the housing.



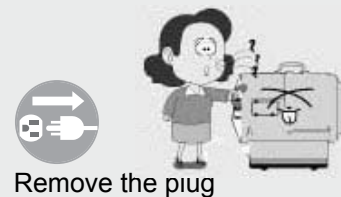
To prevent damage to the unit, keep it away from direct heat sources.



A level surface is required for the humidifier! Do not operate on a slanted surface.



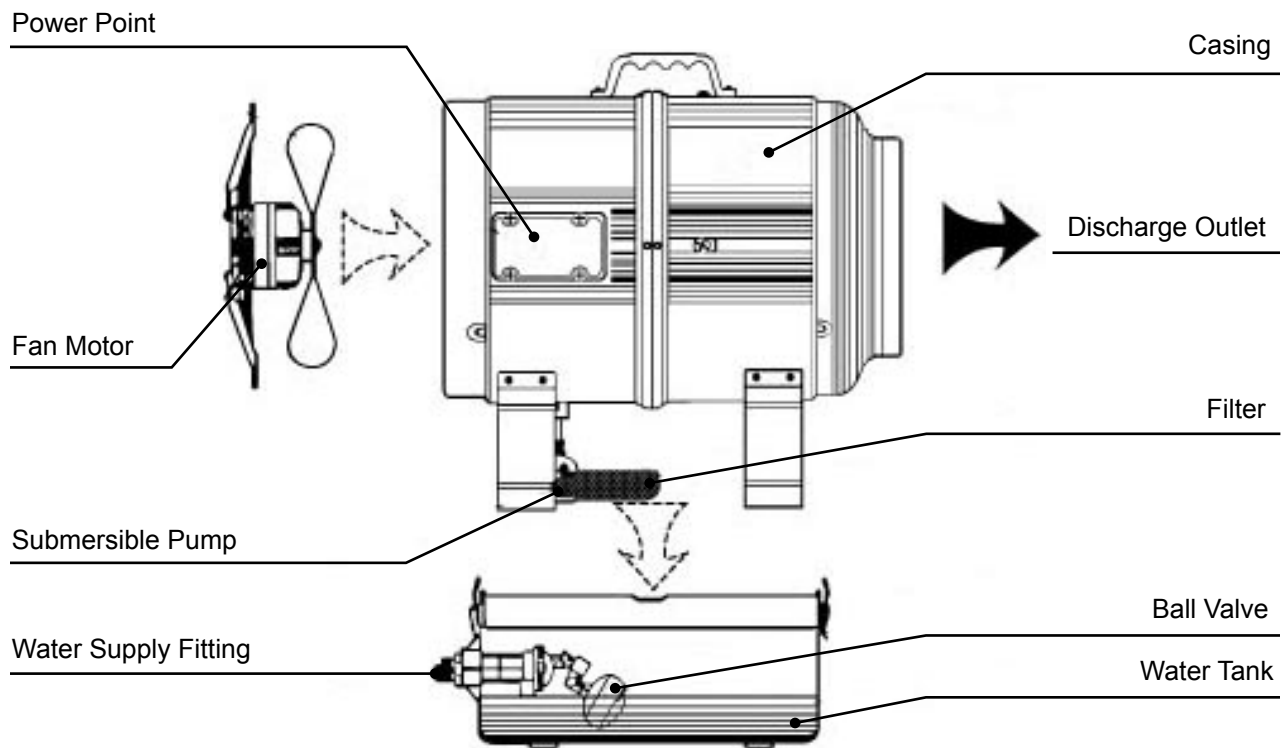
Disconnect from the power supply if unit emits unfamiliar sounds or odors and contact a service technician.



Instruction Guide

• Fill tank with water *before* operating! •

► Part Identification



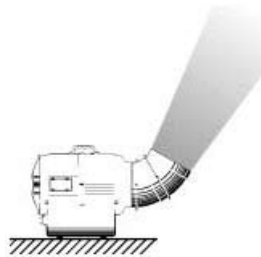
► Operating Guide

- Operating voltage is 110v.
- Do not disassemble the casing.
- Clean the filter a minimum of 3-4 times each month. Depending on the environment, filter may need cleaned more often. Disconnect unit from the power supply, remove the filter from housing, and clean.
- Clean the inside of the water tank each time the filter is cleaned. Inspect for debris and sediment buildup.
- Humidifier is equipped with a main water supply fitting and valve. Connect a water line to the water supply fitting, turn on the water, and test the ball valve to ensure the water shuts off when the tank fills. Ball valve must float freely to ensure proper operation.
- Unit can be connected to a humidity control unit and timer if desired. Consult the services of a qualified technician when connecting these and other controls.

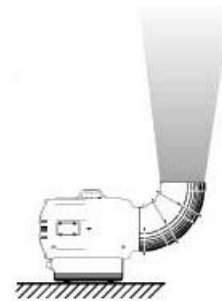
► Setup Guide



No Elbow on Discharge Outlet: This option forces treated air straight out of humidifier. At the discharge site, cover the floor with water-resistant material to prevent water damage to the surface.



Two (2) 30° Elbows Installed: When setup as shown, treated air is directed up in a specific direction.



Three (3) 30° Elbows Installed: This option directs treated air up at 90° to provide uniform air treatment to an area.

► Additional Components



▲ 30 Degree Elbow (3)



▲ Hose Nipple (1)



▲ Hose Clamp (1)



▲ Flexible Hose (1)



▲ User Manual (1)

► Specifications

MODEL	PA-1200	PA-900	PA-600
Humidification	4.6 gal/hour	3.5 gal/hour	2.3 gal/hour
Input voltage	AC110V, 60Hz (Products-on-demand is always available.)		
Power consumption	350W	320W	320W
Humidification System	Centrifugal force		
Function	Humidification, Convection, and Cooling		
Water pressure	15.4lb/cm ³		
Discharge diameter	7.6 inches		
Size (inches)	19.6(L) x 14(W) x 19.6(H)		
Protection	Protect device from excessive temperature (drive motor (239°F), ventilation motor (239°F), and submersible pump (176°F)) using flat switch.		
Where to use	Poultry farm, hatchery, mushroom and orchid cultivation, vegetable and fruit storage, flowering grass, fiber factories, pigpens, barn, timber mill, printing house, paper mill, laboratory, large-sized ventilator, office, and other places where humidified air is needed.		This product, developed as a better alternative to a supersonic humidifier, can control moisture at the ultra fine particle level with its humidified particle.

THE PHAROS LIMITED WARRANTY

What this warranty covers

Your pharos humidifier is warranted to be free from all defects in material and workmanship in normal use for a period of one year. The warranty is granted only to the original purchaser and members of his or her immediate household. The warranty is subject to the following provisions.

What is warranty does not cover

- Parts of this machine that require replacement under normal use, such as consumption parts.
- Damages or malfunctions caused by negligence, abuse, or use not in accordance with instruction guide.
- Defects or damages caused by unauthorized service or the use of other than genuine pharos parts.

What the pharos will do

The Pharos Inc. will, at its option, repair or replace a defective machine and main (motor, fan etc.) parts that is covered by this warranty. As a matter of warranty policy, the Pharos Inc. will not refund the consumer's purchase price.

Warranty Registration

Please fill out and return the warranty registration card accompanying your machine.

Obtaining Warranty Service

To obtain warranty service you must return the defective machine or part along with proof of purchase to any Pharos Authorized Warranty Station. You will find the dealer nearest your location. For the location of the dealer nearest your area or service information, telephone:

USA : 479-750-9920

If you prefer, you can write to the Pharos Inc. 1008 Clayton st. Springdale AR 72762.

If it is necessary to ship the machine outside your community to obtain warranty repair, you must pay the shipping charges to the Pharos Inc. Return shipping charges will be paid by Pharos Inc. When returning parts for repair, please include the model, type and serial number from the data plate on the machine.

Further Limitations and Exclusions

Any warranty that may be implied in connection with your purchase or use of the machine, including any warranty of Merchantability or any warranty for Fitness For A Particular Purpose is limited to the duration of this warranty. Some states do not allow limitation on how long an implied warranty last, so the above limitation may not apply to you.

You relied for the breach of this warranty is limited to the relief expressly provided above. In no event shall Pharos be liable for any consequential or incidental damages you may incur in connection with your purchase or use of the machine. Some states do not allow the exclusion or limitation of incidental or consequential damages, so the above limitation or exclusion may not apply to you.

This warranty gives you specific legal rights. You may also have other rights that vary by states.

PHAROS INC.

1008 Clayton ST. Springdale AR 72762

