

vtech[®]

User's Manual

Kiss & Care Cows[™]



© 2012 VTech
Printed in China
91-002680-007 US/CA

Dear Parent,

Ever notice the look on your baby's face when they learn something new through their own discovery? These self-accomplished moments are a parent's greatest reward. To help fulfill them, **VTech**® created the **Infant Learning**® series of toys.

These unique interactive learning toys directly respond to what children do naturally – play! Using innovative technology, these toys react to baby's interactions, making each play experience fun and unique as they learn age-appropriate concepts like first words, numbers, shapes, colors and music. More importantly, **VTech**®'s **Infant Learning**® toys develop baby's mental and physical abilities by inspiring, engaging and teaching.

At **VTech**®, we know that a child has the ability to do great things. That's why all of our electronic learning products are uniquely designed to develop a child's mind and allow them to learn to the best of their ability. We thank you for trusting **VTech**® with the important job of helping your child learn and grow!

Sincerely,


Your friends at **VTech**®

To learn more about the **Infant Learning**® series and other **VTech**® toys, visit www.vtechkids.com

INTRODUCTION

Thank you for purchasing the **VTech® Kiss & Care Cows™** learning toy!

Kiss & Care Cows™ is a fun, educational toy that teaches your little one about nurturing and feelings. When the mommy and baby cows are moved together, they give a kiss, teaching your child about emotions. The light-up button teaches the time of day through phrases and sounds. The mommy cow has musical wheels for rolling play to develop motor skills and cause and effect concepts.



INCLUDED IN THIS PACKAGE

- One VTech® Kiss & Care Cows™ learning toy



- One instruction manual

WARNING:

All packing materials, such as tape, plastic sheets, packaging locks and tags are not part of this toy, and should be discarded for your child's safety.

ATTENTION

Pour la sécurité de votre enfant, débarrassez-vous de tous les produits d'emballage tels que rubans adhésifs, feuilles de plastique, attaches et étiquettes. Ils ne font pas partie du jouet.


NOTE:

Please keep this instruction manual as it contains important information.

INSTRUCTIONS

BATTERY INSTALLATION

1. Make sure the unit is turned **OFF**.
2. Locate the battery cover on the back of the unit. Use a screwdriver to loosen the screw.
3. Install 2 new 'AAA' (AM-4/LR03) batteries following the diagram inside the battery box. (The use of new alkaline batteries is recommended for maximum performance.)
4. Replace the battery cover and tighten the screw to secure.



BATTERY NOTICE

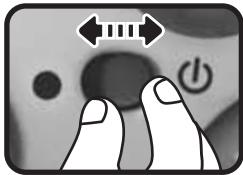
- Use new alkaline batteries for maximum performance.
- Use only batteries of the same or equivalent type as recommended.
- Do not mix different types of batteries: alkaline, standard (carbon-zinc) or rechargeable (Ni-Cd, Ni-MH), or new and used batteries.
- Do not use damaged batteries.
- Insert batteries with the correct polarity.
- Do not short-circuit the battery terminals.
- Remove exhausted batteries from the toy.
- Remove batteries during long periods of non-use.
- Do not dispose of batteries in fire.
- Do not charge non-rechargeable batteries.
- Remove rechargeable batteries from the toy before charging (if removable).
- Rechargeable batteries are only to be charged under adult supervision.

PRODUCT FEATURES

1. ON/OFF BUTTON

Sliding the **ON/OFF SWITCH** to **ON** (⏻) enters into gameplay.

Sliding the **ON/OFF SWITCH** to **OFF** (●) turns off the unit.




2. AUTOMATIC SHUT-OFF

To preserve battery life, the **VTech® Kiss & Care Cows™** will automatically power-down after approximately 30 seconds without input. The unit can be turned on again by pressing any button or rolling the wheels of the mommy cow.


ACTIVITIES

1. To turn the unit on, slide the **ON/OFF SWITCH** to the **ON** (⏻) position. The green button will flash when the sounds play.

To turn the unit **OFF**, slide the **ON/OFF SWITCH** to the **OFF** (●) position.



2. Touch mom's and baby's mouths together to hear a fun response as they share a sweet kiss!



3. Press the **DAY TIME / PLAY TIME / NIGHT TIME BUTTONS** to hear fun responses, melodies, and encourage nurturing.



4. Roll mommy and baby cow along to hear a variety of melodies, visit farm friends, or head for home!



MELODY LIST:

1. Home Sweet Home
2. Shoo Fly
3. Frere Jacques (Are You Sleeping?)
4. Hey Diddle Diddle
5. Home on the Range
6. Rocking, Rolling
7. Baa Baa Black Sheep
8. Happy Farmer
9. Mary Had a Little Lamb
10. The Farmer in the Dell

MOM LULLABY LYRICS

Let me call you sweetheart, I'm in love with you.
Let me hear you whisper that you love me too.
Let me call you sweetheart, I'm in love with you!

CARE & MAINTENANCE

1. Keep the unit clean by wiping it with a slightly damp cloth.
2. Keep the unit out of direct sunlight and away from any direct heat source.
3. Remove the batteries when the unit is not in use for an extended period of time.
4. Do not drop the unit on a hard surface and do not expose the unit to moisture or water.

TROUBLESHOOTING

If for some reason the program/activity stops working or malfunctions, please follow these steps:

1. Turn the unit **OFF**.
2. Interrupt the power supply by removing the batteries.
3. Let the unit stand for a few minutes, then replace the batteries.
4. Turn the unit **ON**. The unit should now be ready to play again.
5. If the product still does not work, replace with an entire set of new batteries.

If the problem persists, please call our Consumer Services Department at 1-800-521-2010 in the U.S. or 1-877-352-8697 in Canada, and a service representative will be happy to help you.

IMPORTANT NOTE:

Creating and developing **Infant Learning** products is accompanied by a responsibility that we at **VTech®** take very seriously. We make every effort to ensure the accuracy of the information which forms the value of our products. However, errors sometimes can occur. It is important for you to know that we stand behind our products and encourage you to call our Consumer Services Department at 1-800-521-2010 in the U.S., or 1-877-352-8697 in Canada with any problems and/or suggestions that you might have. A service representative will be happy to help you.

NOTE:

This equipment has been tested and found to comply with the limits for a Class B digital device, pursuant to Part 15 of the FCC Rules. These limits are designed to provide reasonable protection against harmful interference in a residential installation. This equipment generates and uses radio frequency energy and if not installed and used in accordance with the manufacturer's instructions, may cause interference to radio communications. However, there is no guarantee that interference will not occur in a particular installation. If this equipment does cause interference with radio or television reception, which can be determined by turning the equipment on and off, the user is encouraged to try to correct the interference by one or more of the following measures:

- Reorient the receiving antenna.
- Increase the separation between the equipment and receiver.
- Connect the equipment into an outlet on a circuit different from that to which the receiver is connected.
- Consult the dealer or an experienced radio/TV technician for help.

Caution: changes or modifications not expressly approved by the party responsible for compliance could void the user's authority to operate the equipment.

THIS DEVICE COMPLIES WITH PART 15 OF THE FCC RULES. OPERATION IS SUBJECT TO THE FOLLOWING TWO CONDITIONS:

- (1) THIS DEVICE MAY NOT CAUSE HARMFUL INTERFERENCE, AND
- (2) THIS DEVICE MUST ACCEPT ANY INTERFERENCE RECEIVED, INCLUDING INTERFERENCE THAT MAY CAUSE UNDESIRE OPERATION.

THIS CLASS B DIGITAL APPARATUS COMPLIES WITH CANADIAN ICES-003.

CET APPAREIL NUMÉRIQUE DE LA CLASSE B EST CONFORME À LA NORME NMB-003 DU CANADA.

