



36" LCR Speaker Bar

Warranty Information

Dayton Audio® products are constructed by industry experts, and are thoroughly tested before shipment. Dayton Audio® products are warranted for the period of five years. This warranty is limited to manufacturer defects, either in materials or workmanship. Dayton Audio® is not responsible for any consequential or inconsequential damage to any other unit or component or the cost for installation or extraction of any component of the audio system. In the rare case of a product failure, please contact your place of purchase or call our Customer Support Department at (937) 743-8248.

Warranty Limitations

There are no other warranties, either express or implied, which extend the foregoing, and there are no warranties of merchantability or fitness for any particular purpose. The warranty will not cover incidental or consequential damage due to defective or improper use of products. This includes but is not limited to burnt voice coils, overheating, bent frames, holes in the cone, or broken lead wires.

This warranty gives you specific legal rights and you may also have other rights which vary from state to state.

Non-Warranty Service: If non-warranty service is required, the product may be sent to the Company for repair/replacement, transportation prepaid, by calling (937) 743-8248 for details, complete instructions, and service fee charges.



Model: BS36

User's Manual

Thank you for purchasing the Dayton Audio® BS36 LCR (Left, Center, Right) Speaker Bar. This small-but-mighty speaker bar combines left, center and right channel speakers into a single convenient mountable bar that can be positioned above or below a wall mounted flat panel display or sit free-standing. When combined with a pair of Dayton Audio® SAT-BK satellite speakers and a powered sub, like the Dayton Audio® SUB-80, you'll have created a big sound, compact-sized surround sound experience that will impress family and friends.

Key Features


The BS36 uses long-excursion 3-3/4" paper cone woofers for superb dynamic impact and bass extension. Three 5/8" aluminum tweeters provide superb, realistic highs. High gloss black lacquer finish adds style to any décor. Easy installation. Packaged with a pair of rubber speaker feet for table top mounting.

Note: Keyhole slots and M5 threaded inserts (spaced for 16" on-center studs) provide additional mounting options. Wall mounting hardware sold separately.


Specifications:

- Three 3-3/4" paper cone woofers
- Three 5/8" aluminum tweeters
- Power handling: 50 watts RMS/80 watts max
- Impedance: 8 ohms
- Frequency response: 100-20,000 Hz
- SPL: 87 dB 1W/1m
- Dimensions: 4-3/4" H x 37" W x 4-1/4" D
- Weight: 15 lbs.

Typical wiring of the BS36 LCR speaker bar




Tabletop mounting of BS36 LCR speaker bar



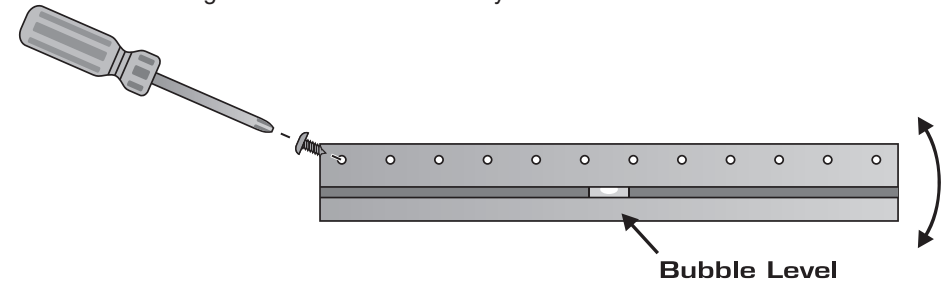
Optional wall mounting of BS36 LCR speaker bar using bracket mounting system (available separately)

Step 1: Attach small bracket to left and right pre-drilled pilot hole positions as shown using supplied screws.

Rear of BS36



Step 2: Identify mounting location and attach wall bracket to the wall using supplied drywall screws. **Do not use nails.** Attach one end first then pivot until bubble is level. Mark holes and install remaining screws. When using the supplied "Wall Dog" screws it is not necessary to locate a wall stud.



Step 3: Attach rubber spacers as shown.

Step 4: Attach speaker wires as shown in Figure A.

Step 5: Remove bubble level and hang BS36 on wall bracket. BS36 can be moved side-to-side for precise positioning.