

Dear Customer,  
Thank you for choosing a Hanna product.  
If you need additional technical information, do not hesitate to e-mail us at [tech@hannainst.com](mailto:tech@hannainst.com).

This instrument is in compliance with the CE directives.

#### SPECIFICATIONS

Range	0.0 to 14.0 pH
Resolution	0.1 pH
Accuracy (@20°C)	±0.2 pH
Calibration	manual, 1 point
Environment	RH 95% max; 0 to 50°C (32 to 122°F)
Batteries	3 x 1.5V alkaline
Life	approx. 150 hours of use
Dimensions	150x30x21 mm (5.9x1.2x0.8")
Weight	70 g (2.5 oz.)

#### ACCESSORIES

HI 70007P	pH 7.01 solution (20 ml sachet, 25 pcs)
HI 7007L	pH 7.01 solution (500 ml)
HI 7007M	pH 7.01 solution (230 ml)
HI 70300L	Storage solution (500 ml)
HI 70300M	Storage solution (230 ml)

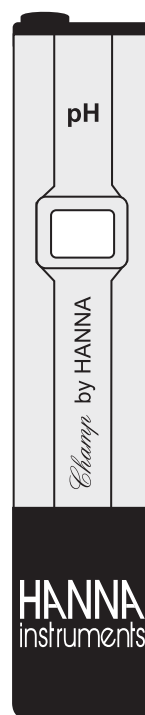
#### WARRANTY

This meter is guaranteed for six months against defects in workmanship and materials when used for its intended purpose and maintained according to instructions. This warranty is limited to repair or replacement free of charge. Damages due to accident, misuse, tampering or lack of prescribed maintenance are not covered. If service is required, contact the dealer from whom you purchased the instrument. If under warranty, report the model number, date of purchase, serial number and the nature of the failure. If the repair is not covered by the warranty, you will be notified of the charges incurred. If the instrument is to be returned to Hanna Instruments, first obtain a Returned Goods Authorization Number from the Customer Service department and then send it with shipment costs prepaid. When shipping any instrument, make sure it is properly packaged for complete protection.

IST96106 12/04

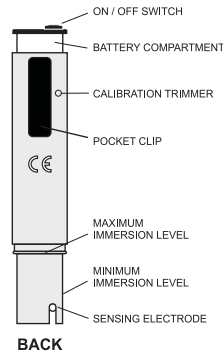
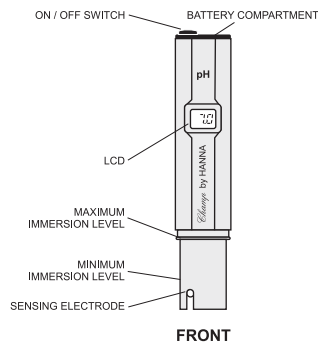
*Champ*®

## HI 96106 Pocket-Sized pH Meter



 **HANNA**®  
instruments

[www.hannainst.com](http://www.hannainst.com)



**OPERATION**

- Remove the protective cap. Do not be alarmed if white crystals appear around the cap. This is normal with pH electrodes and they dissolve when rinsed with water.
- Turn the meter on sliding the switch on the top.
- Immerse into solution up to the max immersion level.
- Stir gently and wait until the display stabilizes.
- After use, rinse the electrode with water to minimize contamination and store it with a few drops of storage (HI70300) or pH 7 (HI 7007) solution in the protective cap.



**DO NOT USE DISTILLED OR DEIONIZED WATER FOR STORAGE PURPOSES.**

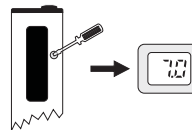
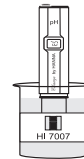
- Large fluctuations in readings could be due to lack of calibration, dry electrode or run-down batteries.

**Recommendations for users**

Before using this product, make sure that it is entirely suitable for the environment in which it is used. Operation of this instrument in residential areas could cause interference to radio and TV equipment. The glass bulb at the end of the pH electrode is sensitive to electrostatic discharge. Avoid touching this glass bulb at all times. Any variation introduced by the user to the supplied equipment may degrade the instrument's EMC performance. To avoid electrical shock, do not use this instrument when voltages at the measurement surface exceed 24 Vac or 60 Vdc. To avoid damage or burns, do not perform any measurement in microwave ovens.

**CALIBRATION**

- Immerse the tester up to the maximum immersion level in pH 7 buffer (HI 7007).
- Allow the reading to stabilize and using a small screwdriver adjust the calibration trimmer to read 7.0.



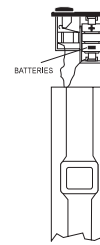
Calibration is now complete.

ALWAYS USE FRESH BUFFERS FOR CALIBRATION.

**BATTERY REPLACEMENT**

When the meter cannot be switched on or the display fades, pull out the battery compartment and replace all three 1.5V batteries, while paying attention to their polarity.

Batteries should only be replaced in a safe area using the battery type specified in this instruction manual.



*Champ* is a registered Trademark of "Hanna Instruments"