

# Sanitrace



Sanitrace Belgie - Sanitrace Belgique - Sanitrace Belgien

Sanitrace Luxembourg - Sanitrace Luxemburg - Sanitrace Letzeburg



Copyright © 2000-2007 FAVV - AFSCA. All Rights Reserved.

This solution conforms to the standards of the EDG Internet and webservicess strategy and is built with the EDS.SystemLib V62005 - release 8.2

## EAI USER MANUAL

Version 1.30 June 2012

## Document History

Version	Date	Change Log
1.0	Aug. 20, 2007	Minimal Version – Movements interface only as part of the Proof of Concept for connecting a Mobile Application to the Sanitel EAI Services
1.1	Oct. 9, 2007	Initial ‘full’ Setup – draft version for discussion and basic implementation based on Slaughtering Structure Interfaces definition table
1.2	Nov. 3, 2007	Initial Design + Discussions VRV / ALV / Internal
1.3	Nov. 16, 2007	Major part of documentation Added some initial examples – a lot of examples still missing either completely or sometimes just missing the namespace definitions
1.4	Nov. 17, 2007	Coding Examples
1.5	Dec. 15, 2007	Feedback + Error Handling
1.6	Jan. 8, 2008	Non-Official copy to some users
1.7	Jan. 24, 2008	Feedback + Extra examples + Added ExportMovementNotificationOverview documentation + Update for new EEC Trasy guideline
1.8	Feb. 15, 2008	Change + Import
1.9	Mar. 15, 2008	FAQ extended Important Change – Animal Numbers in Export Interfaces from now on contain the check digit. To make them clearly visible the checkdigits are surrounded by spaces. E.g. BE 9 52395189 New fields in Export: <ul style="list-style-type: none"> <li>- SanitaryUnitOverviewRequest: FCLT_CDE</li> <li>- SanitaryUnitOverview: TUST_CDE</li> <li>- Party Overview: LNGE_CDE</li> <li>- Party Overview Request: TPH, VAT_NBR, RLM_RGS_NBR</li> <li>- AnimalImport: PPPU_CDE</li> </ul> <b>New Interface:</b> Import Treatment Notification (to register treatments such as bluetongue)

1.10	Apr. 30, 2008	Extra Documentation Web Service Stub Generation
1.11	May 15, 2008	Cosmetics
1.12	Jun. 4, 2008	Erronously named NOTP_ID field has been renamed to NOTF_ID impacting the movement XML structures: <ul style="list-style-type: none"> <li>• AnimalMovementNotificationOverviewExportRequest</li> <li>• AnimalMovementNotificationOverviewExport</li> <li>• ChangeNotificationOverviewExportRequest</li> <li>• ChangeNotificationOverviewExport</li> <li>• MovementNotificationOverviewExportRequest</li> <li>• MovementNotificationOverviewExport</li> </ul>
1.13	Jun. 10, 2008	Improved Example - Treatment Notification
1.14	Aug. 10, 2008	FAQ Question19 added Agreement Overview Export interface Added Notification Status Import Added Additional geographical fields in Facility / San. Unit
1.15	Sep. 1, 2008	PopulationNotificationImport added RetaggingNotificationImport added
1.16	Sep. 17, 2008	LiabilePartyOverviewExport added NotificationMovementImport extended with VRV data
1.17	Oct. 1, 2008	Party Type – PATP missing documentation documentation NOST Code: IVD -> IVLD ExportSanitaryUnit <b>API-Break !!!</b> Replaced the incorrect UPD_DTE_FRM/UPD_DTE_TO fields to the single UPD_DTE field AnimalDisposalType (Rendac) on AnimalImport and MovementNotificationImport Update Date Search on export movement /animal movement VRV fields in import animal Extra animal fields in notification overview export MarkingSeriesImport added Working On Behalf Of functionality
1.18	Oct. 22, 2008	<ul style="list-style-type: none"> <li>• Added the slaughter vignet number (SLG_VGN_NBR) in the Animal Tag of the MovementNotificationImport-XML</li> </ul>

		<ul style="list-style-type: none"> <li>• Completed ANCO codes in the documentation + a rule has been added that in AnimalBirth registrations the SlaughteringCode DEAD cannot be used anymore...</li> <li>• Added SNUN_CDE as search criteria for AnimalMovementNotificationOverview</li> <li>• Added 2 Technical fields in interaction result defining the raw pattern string of the exceptions and the individual arguments. Technical application integration can than check on the pattern string and retrieve certain parameters directly</li> </ul>
1.19	Nov. 5, 2008	<ul style="list-style-type: none"> <li>• New Interface: ExportMarkingSeries</li> <li>• New Interface: ExportRetaggingNotification</li> <li>• Export AnimalOverview <b>API- Break !!!</b> Removal of the incorrect field VRV_IND_CRD_FLG. The correct field VRV_IDN_CRD_FLG remains</li> <li>• “Work On Behalf Of” Functionality added</li> </ul>
1.20	Nov. 25, 2008	<ul style="list-style-type: none"> <li>• Security Documentation added</li> <li>• UserLanguage documentation added</li> </ul>
1.21	Dec. 15, 2008	<ul style="list-style-type: none"> <li>• Birth / Import Examples</li> <li>• Refreshed incomplete drawings</li> <li>• Update FAQ (Animal number formats, Security Token</li> </ul>
1.22	Jan. 7, 2009	<ul style="list-style-type: none"> <li>• ExportProductionUnit Interface</li> </ul>
1.23	Feb. 15, 2009	<ul style="list-style-type: none"> <li>• ExportWaterManureAllocation Interface</li> </ul>
1.24	Mar. 06, 2009	<ul style="list-style-type: none"> <li>• Fix in export XML example</li> <li>• Import Change Notification – Attribute codes re-aligned / extended with online application</li> </ul>
1.25	May 18, 2009	<ul style="list-style-type: none"> <li>• ExportWaterAndManure Interface – extended with Milk production quota</li> </ul>
1.26	June 02, 2009	<ul style="list-style-type: none"> <li>• Changed Sanitrace-references to the more actual Sanitel notation</li> </ul>
1.27	June 26, 2009	<ul style="list-style-type: none"> <li>• Final Documentation Version</li> </ul>
1.28	Jan 20, 2009	<ul style="list-style-type: none"> <li>• ProductionUnitNotificationImport redefined + examples</li> </ul>
1.29	June 2011	<ul style="list-style-type: none"> <li>• Risk, Import Passport, FCI XMLs</li> </ul>
1.30	June 2012	<ul style="list-style-type: none"> <li>• Update all import schema's</li> </ul>

## Table of Contents

Document History .....	2
Table of Contents .....	5
Introduction .....	7
XML and Web Services .....	7
Interface Overview .....	8
Schema Overview .....	9
Schema design conventions .....	11
Schema Definitions .....	13
Coding Schema's Overview .....	14
Main Entity Overview .....	15
Abbreviations .....	16
Coding Schema's Content .....	18
Interface Definition .....	39
Interface EXAN – ExportAnimal .....	39
Interface EXAMN - ExportAnimalMovementNotificationOverview .....	41
Interface EXANO - ExportAnimalOverview .....	44
Interface EXCNO - ExportChangeNotificationOverview .....	49
Interface EXFAO - ExportFacilityOverview .....	51
Interface EXMNO - ExportMovementNotificationOverview .....	53
Interface EXMVN - ExportMovementNotification .....	55
Interface EXPAO - ExportPartyOverview .....	57
Interface EXPUO - ExportProductionUnitOverview .....	61
Interface EXPU - ExportProductionUnit .....	64
Interface EXSU - ExportSanitaryUnit .....	66
Interface EXSUO - ExportSanitaryUnitOverview .....	68
Interface EXAGR - ExportAgreementOverview .....	71
Interface EXMS - ExportMarkingSeriesOverview .....	73
Interface EXRNO - ExportRetaggingNotificationOverview .....	75
Interface EXWMA - ExportWaterManureAllocation .....	77
Interface IMAN - ImportAnimalNotification .....	79
Interface IMCHN - ImportChangeNotification .....	83
Interface IMINN - ImportInventoryNotification .....	86
Interface IMMWN - ImportManureWaterNotification .....	88
Interface IMMVN - ImportMovementNotification .....	89
Interface IMPPN - ImportPopulationNotification .....	94
Interface IMPUN - ImportProductionUnitNotification .....	96
Interface IMRTN - ImportRetaggingNotification .....	99
Interface IMRSN - ImportRiskNotification .....	101
Interface IMTMN - ImportTreatmentNotification .....	104
Interface IMPMS - ImportMarkingSeries .....	106

Interface IMPST - ImportStatusUpdateNotification.....	107
InteractionResult.....	108
Interface IMFCI- ImportFoodChainNotification.....	111
Working On Behalf Of.....	119
Localized Error Messages.....	119
Interfaces – Technical Usage.....	120
Web Application.....	120
Channel 1. upload / download via secured web service.....	121
Channels 2 to 4.....	124
Channel 2 - upload / download via secured streaming page.....	126
Channel 3 - upload / download via unsecured streaming page.....	126
Channel 4 - upload / download via web page.....	127
URL Summary.....	128
The Luxembourg URLs.....	128
Production URLs.....	129
Web Service Security.....	130
Frequently Asked Questions.....	134
Support.....	141

Instructions to test the interfaces:

## **Introduction**

### ***XML and Web Services***

The goal of web services is to allow external applications exchange data with the Sanitel.Net application in a standardized, efficient and transparent manner. The data is formatted as XML and the interaction is in two ways: Information can be imported in the Sanitel.Net-application (e.g. birth notifications, movements,...) and information can be exported / retrieved from the Sanitel.Net application.

Sanitel.Net provides three channels for exchanging XML: Formal SOAP 1.\* web services, XML Streaming and manual XML uploads.

The Web Services are meant to complement other usage of the Sanitel.Net application like online access, reports, etc...

The web services are in principle not meant to synchronize databases, although some possibilities obviously do exist. Please refer to the appendix for more information on synchronization alternatives...

## Interface Overview

For the Sanitel Renewal a number of formal interfaces have been defined for exchange of information (Imports of Movements, Export of Notifications, etc...).

The list underneath gives an overview of a first set of interfaces

Direction	#	Code	Name	Allows an external application to...
Export	S.01	EXAN	ExportAnimal	Retrieve a detailed insight of an animal (All characteristics, risk status, history,...)
Export	S.02	EXAMN	ExportAnimalMovementNotificationOverview	Retrieve an overview of movements (of a certain animal – from /to a certain facility ...)
Export	S.03	EXANO	ExportAnimalOverview	Retrieve an overview of animals and their key characteristics
Export	S.04	EXCNO	ExportChangeNotificationOverview	Retrieve an overview of changes to a Facility, a Sanitary Unit or Animal characteristics
Export	S.05	EXFAO	ExportFacilityOverview	Retrieve a general overview of facilities (name/address infor, reference numbers, liable party details,...)
Export	S.06	EXMVN	ExportMovementNotification	Retrieve a detailed insight in a movement (involved parties, involved facilities, involved animals,...)
Export	S.07	EXMV	ExportMovementNotificationOverview	Retrieve an overview of movements (of a certain animal – from /to a certain facility ...)
Export	S.08	EXPAO	ExportPartyOverview	Retrieve a general overview of Parties (Name/Address, Reference Numbers, Contact Data,...)
Export	S.09	EXPUO	ExportProductionUnitOverview	Retrieve a general overview of which exploitation units are used at which facilities / sanitary units
Export	S.10	EXSU	ExportSanitaryUnit	Retrieve detailed info about a sanitary unit (Location, Address, Sanitary Characteristics, Involved Parties, Production Unit Info, Marking Inventory, Capacity, Population Inventory, Risk Information, History Information...)
Export	S.11	EXSUO	ExportSanitaryUnitOverview	Retrieve a general overview of sanitary units and their key characteristics
Export	S.12	EXSLO	ExportSlaughteringOverview	Retrieve summary statistics of slaughtered animals
Import	S.13	IMANN	ImportAnimalNotification	Submit births or import records
Import	S.14	IMCHN	ImportChangeNotification	Submit changes on an Animal, a Facility, a Sanitary Unit or even a Party
Import	S.15	IMINN	ImportInventoryNotification	Submit marking inventory results
Import	S.16	IMMWN	ImportManureWaterNotification	Submit water/manure consumption statistics / corrections
Import	S.17	IMMVN	ImportMovementNotification	Submit a movement (e.g. Mobile App)
Import	S.18	IMPPN	ImportPopulationNotification	Submit population inventory results
Import	S.19	IMPUN	ImportProductionUnitNotification	Submit assignments of production units (exploitation units) to Sanitary Units
Import	S.20	IMRSN	ImportRiskNotification	Submit risk notifications, laboratory results,...



Import	S.20	IMRSN	ImportTreatmentNotification	Submit a treatment
Import	S.21	IMPST	ImportStatusUpdateNotification	Submit a status update notification – currently limited to treatments but extendable to other notifications
Export	S.22	EXAGR	ExportAgreementOverview	To test if certain parties have certain (active) agreements with certain other parties ;-)
Import	S.23	IMRTN	ImportRetaggingNotification	To import a retagging notification
Export	S.24	EXLPO	ExportLiablePartyOverview	To export information about veterinaries and other liable parties. This interface has limited access only because of privacy concerns
Import	S.25	IMPMS	ImportMarkingSeries	Submit a marking series allocation
Export	S.26	EXMSO	ExportMarkingSeriesOverview	To retrieve an overview of Marking Series / Marking Series Allocations
Export	S.27	EXRNO	ExportRetaggingNotificationOverview	To retrieve an overview of Retagging Notifications
Export	S.28	EXPU	ExportProductionUnit	To retrieve all Animal allocations to any old or current production unit of a certain facility including the from and the to of these allocations
Export	S.29	EXWMA	ExportWaterManureAllocation	To retrieve all WaterManureAnimalAllocations to do a correct calculation of Water / Manure consumption

## Schema Overview

The following table gives, for each interface an overview of the document types used as input and the document type obtained as a result.

Direction	#	Code	Name	Allows an external application to...	Input XML - Schema Name	Result XML - Schema Name
Export	S.01	EXAN	ExportAnimal	Retrieve a detailed insight of an animal (All characteristics, risk status, history...)	AnimalExportRequest	AnimalExport
Export	S.02	EXAMN	ExportAnimalMovementNotificationOverview	Retrieve an overview of movements (of a certain animal - from /to a certain facility ...)	AnimalMovementNotificationOverviewExportRequest	AnimalMovementNotificationOverviewExport
Export	S.03	EXANO	ExportAnimalOverview	Retrieve an overview of animals and their key characteristics	AnimalOverviewExportRequest	AnimalOverviewExport
Export	S.04	EXCNO	ExportChangeNotificationOverview	Retrieve an overview of changes to a Facility, a Sanitary Unit or Animal characteristics	ChangeNotificationOverviewExportRequest	ChangeNotificationOverviewExport
Export	S.05	EXFAO	ExportFacilityOverview	Retrieve a general overview of facilities (name address infor, reference numbers, liable party details...)	FacilityOverviewExportRequest	FacilityOverviewExport
Export	S.06	EXMVN	ExportMovementNotification	Retrieve a detailed insight in a movement (involved parties, involved facilities, involved animals...)	MovementNotificationExportRequest	MovementNotificationExport
Export	S.07	EXMV	ExportMovementNotificationOverview	Retrieve an overview of movements (of a certain animal - from /to a certain facility ...)	MovementNotificationOverviewExportRequest	MovementNotificationOverviewExport
Export	S.08	EXPAO	ExportPartyOverview	Retrieve a general overview of Parties (Name/ Address, Reference Numbers, Contact Data...)	PartyOverviewExportRequest	PartyOverviewExport
Export	S.09	EXPUO	ExportProductionUnitOverview	Retrieve a general overview of which exploitation units are used at which facilities / sanitary units	ProductionUnitOverviewExportRequest	ProductionUnitOverviewExport
Export	S.10	EXSU	ExportSanitaryUnit	Retrieve detailed info about a sanitary unit (Location, Address, Sanitary Characteristics, Involved Parties, Production Unit Info, Marking Inventory, Capacity, Population Inventory, Risk Information, History Information...)	SanitaryUnitExportRequest	SanitaryUnitExport
Export	S.11	EXSUO	ExportSanitaryUnitOverview	Retrieve a general overview of sanitary units and their key characteristics	SanitaryUnitOverviewExportRequest	SanitaryUnitOverviewExport
Export	S.12	EXSLO	ExportSlaughteringOverview	Retrieve summary statistics of slaughtered animals	SlaughteringOverviewExportRequest	SlaughteringOverviewExport
Import	S.13	IMANN	ImportAnimalNotification	Submit births or import records	AnimalNotificationImport	Interaction Result
Import	S.14	IMCHN	ImportChangeNotification	Submit changes on an Animal, a Facility, a Sanitary Unit or even a Party	ChangeNotificationImport	Interaction Result
Import	S.15	IMINN	ImportInventoryNotification	Submit marking inventory results	InventoryNotificationImport	Interaction Result
Import	S.16	IMMWN	ImportManureWaterNotification	Submit water/manure consumption statistics / corrections	ManureWaterNotificationImport	Interaction Result
Import	S.17	IMMVN	ImportMovementNotification	Submit a movement (e.g. Mobile App)	MovementNotificationImport	Interaction Result
Import	S.18	IMPPN	ImportPopulationNotification	Submit population inventory results	PopulationNotificationImport	Interaction Result
Import	S.19	IMPUN	ImportProductionUnitNotification	Submit assignments of production units (exploitation units) to Sanitary Units	ProductionUnitNotificationImport	Interaction Result
Import	S.20	IMRSN	ImportRiskNotification	Submit risk notifications, laboratory results,...	RiskNotificationImport	Interaction Result
Import	S.20	IMRSN	ImportTreatmentNotification	Submit a treatment	RiskNotificationImport	Interaction Result

Export Interfaces always have a ‘request’ document type as input. Import interfaces always return an interaction result as result.

All document types are described in the interface description.



## **Schema design conventions**

As there is no Industry XML-standard for this type of information, we have defined a number of dedicated schema's. We tried to make this structure as consistent as possible and have made the following conventions

The following interface design conventions were followed:

- Full Schema definition in English
- Schema names + Structure names + Steering Attributes: Camel Case, No abbreviations
- Field Names:
  - o Abbreviation Based
  - o Upper Case
  - o 4 character abbreviations refer to a Coding Schema's or to a main Entity
    - E.g. ANTP\_CDE denotes a code from the coding schema ANTP – Animal Type
    - E.g. FCLT\_CDE refers to the code/id/main reference number of a Facility.
  - o Rest 3 (2) character abbreviations
  - o No indication of the type string / number except for dates (\_DTE) or Booleans (\_FLG)
  - o Fields as short as possible without jeopardizing readability
- Coding Schema's optimized for 'maximal stability'
  - o Coding schema's are NOT included in the schema (new codes could be added without change in the interface)
  - o Minimal validation rules in the schema (no input length definitions, no mandatory fields,...) -> All business logic on the Server
  - o Only standard data types: string, decimal (decimal point) , datetime
    - DateTime = YYYY-MM-DDTHH:MM:SS.FFF UCT –
    - Examples: 2007-03-01, 2007-03-01T10:04:12, ....
    - A Null date time can be represented as  
*0001-01-01T00:00:00*
- Best practices
  - o Cardinality and structure complexity
    - 0 to limited rather than minimal 1 and maximal 3
    - Minimal Depth and Redundancy
    - Similar information requirements – Similar field names
  - o Import Interfaces
    - Multiple input records possible
    - Standardized interaction result
  - o Export Interfaces
    - Request = Single Line Search Criteria => but all criteria freely combinable
    - Result = list-result
  - o Standardized Header Info\*
    - All Headers

- Username – name of the user on whose behalf the import is made – this user needs to have the adequate permissions as if he would register this action in the online
- Security Token – Reserved if a stricter security is necessary in case of XML abuse
- Extra Header Info Export Results
  - Return Code – can be negative in case the search failed e.g. missing / incorrect search criteria ... 0 means all OK. A Return code 999 will mean that the result is truncated to the first 1000 results
  - Return Message – specification why the search failed
- Extra Header Info Export Request Steering Parameter
  - Result Index – ReservedPaging parameter in case of multiples of X000 of records (1 = first X000, 2 = second X000,...)

\*) Remark that we use the Header of the MessageType for storing these special information elements. This is a preferred practice over e.g. the use of a special context element for the following reasons:

- Security and routing can be done on just the information in the header of the message without the need to “parse” the full message structure
- The header info can be extended e.g. with message version information again accessible without the need to “parse” the full message structure
- Conceptually the header info is NOT part of the message so it should not be part of a special context element

## ***Schema Definitions***

The attached zip file contains a collection of all schema's.



Schemas.zip

*XSD Schema's*

When discussing channel 1 we also explain how one can retrieve the XSD Schema's online...

## Coding Schema's Overview

The following coding schema's have been used in the XML definition

AAST	AnimalAllocationStatus
AATP	AnimalAllocationType
ABFY	Beefiness
ABSP	AnimalBirthSpecifics
ADPR	AnimalDepartureReason
ADSP	AnimalDeliverySpecifics
AGEC	AgeCategory
AMQL	AnimalMeatQualityLabel
ANCO	AnimalCondition
ANCP	AnimalConception
ANDT	AnimalDisposalType
ANPR	AnimalPremiumCodes
ANRC	AnimalRace
ANRT	AnimalRaceType
ANSB	AnimalSubtype
ANTP	AnimalType
ANVN	Animal VRV name
ANVS	Animal VRV specification
ASRV	AnimalSurvival
BLST	BlockingStatus
CITY	CleaningFacilityType
CTRY	Country
DNAQ	DNA Quality Code
FATP	FacilityType
FLTP	FacilityLocationType
GNDR	Gender
H RTP	Hairtype
LNGE	Language
MSAL	Marking Series Allocation
NFTP	NotificationFacilityType
NOKD	NotificationKind
NORS	NotificationReason (Reserved for later usage)
NOST	NotificationStatus
NOTP	NotificationType
NPTP	NotificationPartyType
NR CR	NotificationRiskChangeReason
OILB	Order Item Label
OISN	Order Item Serie Numbering
OITP	Order Item Type
PATP	Party Type
PBRS	SanitaryUnitPassportBlockingReason
PBST	SanitaryUnitPassportBlockingStatus
PPPR	PassportPrintReason
PPPU	Passport Print Urgency
PRQU	Production Quality
PRWA	Production Ware
PUTP	ProductionUnitType

RIIT	RiskItemType
RIOG	RiskOrigin
RIQR	RiskQualificationReason
RIQU	RiskQualification
RIST	RiskStatus
RITP	RiskType
RSST	RiskCondition
SPTP	SanitaryUnitPartyType
SUHS	Sanitary Unit Housing
SUKD	SanitaryUnitKind
SUTP	SanitaryUnitType
TMLV	Treatment Notification Group level
TMTP	Type of treatment (e.g. Oral, Inoculation,...)
TITP	Type of treatment item (e.g. 1 <sup>st</sup> , 2 <sup>nd</sup> , ...)
TUBR	BlockingReason
TUST	TrackingUnitStatus
UNIT	Unit
VATP	VLMAnimalType
VEOR	Veterinary Organization

### **Main Entity Overview**

The following 4 letter codes refer to a main entity. You have to know their key before you can access them

ANML	Animal
ANPP	AnimalPassport
ATRB	AnimalSanitaryUnitHistory
FALO	FacilityLocation
FCLT	Facility
MACT	MarkingCountryCode
MEDC	Medicine
NORI	NotificationRiskDetail
PATY	Party
PRUN	ProductionUnit
RIIM	RiskItem
SNUN	SanitaryUnit
TRGR	TrackingGroup
VIST	Visit
ORIM	Order Items (e.g. Retagging Earmarks)

## **Abbreviations**

The following abbreviations have been used

ID	Identification	MCP	Municipality	RCV	Receive
TO	AgreementComment	MHR	Mother	RDC	Rendac
AL1	Address Line 1	MLK	Milk	REF	Reference
AL2	Address Line 2	MRK	Marking	RLM	Realm
ALT	Alternate	NAM	Name	RGS	Register
ANA	Analyst	NBR	Number	RQS	Request
ANM	Animal	NEW	New	RSK	Risk
ASG	Assigned	NRS	Nourish	RSP	Responsible
BAG	Bag	NUR	Nursing	SGP	Subgroup
BLO	Block	OCR	Occur	SMP	Sample
BNK	Bank	OLD	Old	SRC	Search
BOX	Box	ORD	Order	STA	Status
BRO	Brood	ORI	Originator	STB	Stable
BTH	Birth	PCR	Producer	STR	Street
CAG	Cage	PLT	Plate	SUC	Surface
CDE	Code	PNT	Print	TOT	Total
CDG	Check Digit	MLK	Milk	TPH	Telephone
CMN	Comment	MLP	Milkproduction	TRS	Transporter
CNT	Count	MRK	Marking	TWO	Two
CRD	Card	M01 ...	Month Jan...	UPD	Update
CRF	Certificate	M12	Month Dec	VAL	Value
CTY	City	NAM	Name	VAT	BTW-TVA
DES	Description	NBR	Number	VGN	Vignette
DLV	Delivery	NER	NR/DR	VLM	VLM
DNA	D.N.A.	NEW	New	VRS	Version
DOC	Document	NRS	Nourish	VRV	V.R.V.
DST	Destination	NUR	Nursing	VTY	Veterinary
DTE	Date	OCR	Occur	WGH	Weight
DTH	Death	OLD	Old	YER	Year
EMA	Email	ORD	Order	ZIP	Postal Code
END	End	ORI	Originator		
EPO	Export	PCR	Producer		
EXT	Extension	PLT	Plate		
FAX	Fax	PNT	Print		
FEM	Female	POP	Population		
FLG	Flag	PPT	Passport		
FRM	From	PUR	Purchase		
FRT	First	QAL	Qualifications		



GRP	Group	RCV	Receive
GSM	GSM	RDC	Rendac
GTC	Genetic	REF	Reference
IDN	Identification	RLM	Realm
IMO	Import	RGS	Register
LBO	Lable	RQS	Request
LIA	Liabilities	RSK	Risk
LIC	License	POP	Population
LMS	Live	PPT	Passport
LST	Last	PUR	Purchase
MAL	Male	QAL	Qualifications

## Coding Schema's Content

The following is a list of accepted/returned user codes. Codes can be recognized as <USERGOU>\_CDE.

e.g. ADSP\_CDE, AGE\_CDE, ...

<b>AATP</b>	<b>Animal Allocation Type</b>
SYS	System created animal allocation
OVR	System created overruling animal allocation
<b>ABFY</b>	<b>Beefiness</b>
MLK	0 Milkcalf
LBFY	1 Low Beefiness
MBFY	2 Normal Beefiness
HBFY	3 Robust Beefiness
FAT	4 Double-muscled
<b>ADPR</b>	<b>Animal Departure Reason</b>
03	Ouderdom   Age
04	Overtollig   Surnuméraire
05	Afgemest/Slachtrijp   Fini/pret à abattre
10	Been/Klauwaandoening   Affection d'un membre ou de l'onglon
11	Voedingsstoornissen   Trouble alimentaire
12	Problemen rond het afkalven   Problème de vêlage
13	Hoog celgetal/Mastitis   D G Z
14	Vruchtbaarheid   Fertilité
19	Overige gezondheid   Autre problème sanitaire
20	Lage productie   Faible production
21	Melkbaarheid   En lactation
22	Slecht exterieur   Mauvais extérieur
23	Gedrag   Comportement
<b>ADSP</b>	<b>Animal Delivery Specifics</b>
EASY	Easily
NRML	Normal
DIFF	Difficult
CSRN	Caesarean
SWD	Sawed Off
OTH	Other Aid
<b>AGEC</b>	<b>Age Category</b>
LT18	Younger than 18 months (SHP, GOAT, DEER)

GE18	18 Months or Older (SHP,GOAT,DEER)
LT6	Younger than 6 months (BOV)
B612	Between 6 and 12 Months (BOV)
B1224	Between 12 and 24 Months (BOV)
GE24	24 Months or Older (BOV)
<b>AGSA</b>	<b>Agreement Status</b>
ACT	Active
STP	Stopped
SUSP	Suspended
DRF	Draft
CAN	Cancelled
IVD	Invalid
REJ	Rejected
AAWP	Active And Awaiting Printing
APRE	Approval Requested
<b>APTP</b>	<b>Agreement Party Type</b>
CVET	Surveillance Veterinary
CVETB	Backup Surveillance Veterinary
ACVT	Guidance Veterinary
ACVTB	Backup Guidance Veterinary
REGP	Registered By Party
AGPA	Authorising Party
ADPA	Authorised Party
RSPS	Responsible Sanitary Unit
RSPF	Responsible Facility
AIPA	Authorised Party Integration
ASPA	Authorised Party SGS
AVPA	Authorised Party VRV
<b>AGTP</b>	<b>Agreement Type</b>
VETA	Veterinary Agreement
MASA	Market Supervision Agreement
RAFI	Read Authorisation
ADMA	Administration Authorisation
<b>AMQL</b>	<b>AnimalMeatQualityLabel</b>
MER	Meritus
PCRVC	Procervic
TERR	Territory product (LU)
VEI	Vei vum Sei (LU)
BIO	Bio (LU)
CACT	Cactus (LU)
DMTR	Demeter (LU)

<b>ANCO</b>	<b>AnimalCondition</b>
ALIVE	Alive
DDMKD	Dead born, marked
DDNOT	Dead born, not marked
DEAD	Dead
DDHUN	Dead by Hunting
TCUT	Throat cut
TCOR	Throat cut and organs removed
<b>ANCP</b>	<b>AnimalConception</b>
NRM	Normal
INV	Transplant
<b>ANDT</b>	<b>Animal Disposal Type (Animal Type Rendac)</b>
PIGL	Piglet
SOWPL	Sowgarbage/Piglet
PIG	Pig
SOWB	Sow/Boar
ACALF	Aborted Calf
CALF	Calf
BOV	Bovine
LAMB	Lamb
SHPG	Sheep/Goat
	<b>Above codes are augmented with the ones underneath used in the Interface by Rendac only. C31-C32 are registered as CALF; C35-C38 as BOV??</b>
C31	KALF (25 KG)
C32	KALF (50 KG)
C35	RUND (150 KG)
C36	RUND (300 KG)
C37	RUND (550 KG)
C38	RUND (800 KG)
<b>ANPR</b>	<b>AnimalPremiumCodes</b>
P1	P1
P2	P2
<b>ANRC</b>	<b>AnimalRace</b>
AB	Abondance
AL	Tyrol Grey
AN	Angus
AU	Aubrac
AY	Ayrshire
BB	Belgian Blue
BD	Blonde d'Aquitaine

BM	Beefmaster
BO	Braford
BR	Brahman
BN	Brangus
BS	Brown Swiss
BF	Buffalo (Bubalis bubalis)
BIS	Bison
CA	Chianina
CH	Charolais
DR	Dexter
RE	European Red Dairy Breed
EWR	East-Flanders White Red
FLR	West-Flanders Red
GA	Galloway
GU	Guernsey
GV	Gelbvieh
HH	Hereford, horned
HP	Hereford, polled
HI	Highland Cattle
HO	Holstein
RW	Holstein, Red and White
RDB	Holstein, Red Dairy Breed
JE	Jersey
LM	Limousin
MA	Maine-Anjou
MG	Murray-Grey
MO	Montbéliard
MR	Marchigiana
NO	Normandy
NR	Norwegian Red ****
PI	Piedmont
PZ	Pinzgau
RN	Romagnola
SL	Salers
SG	Santa Gertrudis
SD	South Devon
SH	Shorthorn
SM	Simmental
SCT	Speck cattle
SW	Sahiwal
SR	Swedish Red&White

TA	Tarentaise
WB	Welsh Black
<b>ANRT</b>	<b>AnimalRaceType</b>
MILK	Milk
MEAT	Meat
MXD	Mixed
<b>ANSB</b>	<b>AnimalSubtype</b>
VCALF	Veal calf
BOV	Bovine
BIS	Bison
BUF	Buffalo
DBOV	Dwarf Bovine
SHP	Sheep
DSHP	Dwarfsheep
GOAT	Goat
DGOAT	Dwarfgoat
HRSE	Horse
DNKY	Donkey
PIGB	Pigs for breeding
PIGF	Pigs for fattening
PIGL	Piglet
PIGP	Pet pig
DEER	Deer
WPIG	Wild Pig
LMAM	Other breded land mammal
OSTR	Ostrich
EMU	Emu
NANDU	Nandu
CSWR	Cassowary
CHCK	Chicken
PHST	Pheasant
GFWL	Guinea Fowl
PRTG	Partridge
FCHCK	Frychicken
SCHCK	Soupchicken
CHICK	Chick
RSTR	Rooster
TRK	Turkey
SWN	Swane
QL	Quail
GSE	Goose

PGN	Pigeon
DUCK	Duck
RBT	Rabbit
HARE	Hare
RDT	Rodent
FURB	Furbearer
MSL	Mussel
OYS	Oyster
BOAR	Wild Boar
ROE	Roe
WDEER	Even-toed Wild Ungulate
STAG	Stag
MFLN	Mufflon
OTHG	Other game animal
FURG	Fur game animal
BIRG	Game Bird
FISH	Fish
BEE	Bees
FROG	Frogs
SNAIL	Snails
<b>ANTP</b>	<b>AnimalType</b>
BOV	Bovine
SHP	Sheep
GOAT	Goat
OUNG	Odd-toed ungulate
PIG	Pigs
DEER	Deer
WPIG	Wild Pig
LMAM	Other breded land mammal
BIRD	Bird
PLTR	Poultry
LGMPH	Lagomorph (and rodent)
BEE	Bees
FROG	Frogs
SNAIL	Snails
FISH	Fish
MLSC	Mollusc
CRSTC	Crustaceae
BIGG	Big Game
SMLG	Small Game
<b>ANVN</b>	<b>Animal VRV name</b>

A	Automatic
G	No Name
N	Fill-in name
R	Random Name
<b>ANVS</b>	<b>Animal VRV specification</b>
NONE	0 None
PREM	1 Premature birth
POST	2 Postmature birth
MULT	3 Multiple Birth
HERHA	4 Hereditary handicap
SPECS	9 Several specifications
<b>ASRV</b>	<b>Animal Survival</b>
LIV	Alive
STBRN	Stillborn
DCS1	Deceased first day
DCS2N	Deceased after first day
<b>BLST</b>	<b>Blocking Status</b>
N	Normal
B	Blocked
FREE	Free
BVIG	Blocked (Vignet)
FRSLG	Free to Slaughter
<b>CTRY</b>	<b>Country</b>
BE	BELGIUM
DE	GERMANY
FR	FRANCE
GB	UNITED KINGDOM
LU	LUXEMBOURG
NL	NETHERLANDS
...	2 letter iso code
<b>DNAQ</b>	<b>DNA Quality Code</b>
OK	Ok
NOK	Not Ok
<b>FATP</b>	<b>Facility Type</b>
ASMY	Assembly place
CLEAN	Cleaning company
DEALR	Cattle dealer facility
FARM	Cattle farm
MRKT	Cattle market
SLGHS	Slaughterhouse
ASMYA	Acknowledged Assembly place



ASMPY	Allowed Assembly place
PCKUP	Pick-up point
MED	Medical Research centre
HSPTL	Animal Hospital
PRCTC	Animal practice
QRTNE	Quarantaine Stable
FDTN	Federation
DEST	Destruction Company
CITY	Municipality
<b>FLTP</b>	<b>FacilityLocationType</b>
FOUND	Foundation
MEAD	Meadow
SHED	Cowshed
STBLC	Stable complex
BMEAD	Border meadow
DMEAD	Distant meadow
QSTBL	Quarantaine Stable
RDAC	Rendac charging place
ACLDS	Authorised Cleaning&Disinfectant installation
ACDSI	Certified Cleaning&Disinfectant installation
NAMD	Natural meadow
DLV	Delivery address
SITE	Site
<b>GNDR</b>	<b>Gender</b>
FEM	Female
MAL	Male
UNK	Unknown
OX	Ox
<b>HRTY</b>	<b>Hairtype</b>
BLUW	Blue White
DBR	Dark Brown
G	Gray
LBR	Light Brown
MBR	Mouse Brown
R	Red
RW	Red White
W	White
WBL	White Blue
WR	White Red
WZ	White Black
BL	Black

BLW	Black White	
<b>LNGE</b>	<b>Language</b>	
NL	Dutch	
FR	French	
GE	German	
<b>MSAL</b>	<b>Marking Series Allocation</b>	
AMANU	Allocation-manually	
RDSTR	Recuperation for destruction	
RSTCK	Recuperation for stock	
UNUSD	Free	
AAUTO	Allocation-automatically	
AUROR	Automatic allocation from Origin Register	
RCDST	Recuperation for destruction from origin register	
STOCK	Stock	
ALROR	Reserved Origin Register	
RECUP	Recuperation for Reserved Origin Register	
ORGRA	Manual allocation from Origin Register	
<b>NFTP</b>	<b>NotificationFacilityType</b>	
SRC	Source	
DST	Destination	
ORI	Origin	
<b>NOKD</b>	<b>NotificationKind</b>	
ARV	Arrival	MMT
DPR	Departure	MMT
TRP	Transportation	MMT
R0	Reason unknown	PRNT
R4	Change Hormone Status	PRNT
R6	Loss	PRNT
R10	Change Responsible Party	PRNT
R12	Damaged	PRNT
R21	Bovine reset Alive	PRNT
R22	Not commercialised Bovine	PRNT
R45	Change Exploitation	PRNT
R46	Change Gender	PRNT
R49	Change Main Location Sanitary unit	PRNT
R51	Responsible Party Address Change	PRNT
R52	Change Address Main Location	PRNT
R53	Address Change	PRNT
R17	Other Constations	PRNT
R29	Internal change SU	PRNT
R40	Export	PRNT
R55	Change ePP towards pPP	PRNT
BREG	Bovine Register	RGPOP,BOV
PGCNT	Pig Count	RGPOP,PIG
C1512	SGD 15 12 Count	RGPOP,SHP,GOAT,DEER

CTR15	SGD Inventory control	RGPOP,SHP,GOAT,DEER
VAC	Aujeszký vaccination	TMT,PIG
BLUTG	Blue Tongue vaccination	TMT,BOV,SHP,GOAT,DEER
IBR	IBR vaccination	TMT,BOV
QFVR	Q-fever vaccination	TMT,SHP,GOAT,DEER
NCD	NCD vaccination	TMT
AI	AI vaccination	TMT
SALPL	Salmonella-poultry vaccination	TMT
SALPG	Salmonella-pigs vaccination	TMT
BVD	BVD vaccination	TMT
MEDTR	Medicine treatment	TMT,PLTR,BIRD,GOAT,DEER,SHP,BOV,PIG
FMTH	Foot and mouth treatment	TMT
PGFVR	Pig Fever treatment	TMT
ANMC	Animal Characteristics	CHANM
ANMB	Animal Birth	CHANM
ANRT	Animal Identification	CHANM
ADNA	Animal DNA	CHANM
AVRV	VRV	CHANM
ANME	Animal Movement Export	CHANM
ANMI	Animal Movement Import	CHANM
ADR	Address	CHFCY,CHSNU
NEW	New	CHFCY,CHSNU,CHPTY
ANID	Animal Identification	
GNOTC	General Notice	NOTC
VEN	VEN Information	CHFCY
SUEND	Sanitary Unit End	CHSNU
FCEND	Facility End	CHFCY
SLGHS	Passports from Slaughterhouse	RTRN,BE,LU
RNDC	Passports from Rendac	RTRN,BE,LU
ASMY	Passports from Assembly place	RTRN,BE
XPRT	Passports exported	RTRN,LU
ESLGH	Export – Destination Slaughterhouse	MMEPO
EFARM	Export – Destination Farm	MMEPO
SUPTY	Change Sanitary unit party	CHSNU
CMMN	Change common data	CHSNU
FCPTY	Facility Party	CHFCY
MEAD	Change meadow address	CHFCY
SHED	Change cowshed address	CHFCY
STBLC	Change stable complex address	CHFCY
CAGE	Change cage address	CHFCY
BMEAD	Change border meadow address	CHFCY
DMEAD	Change distant meadow address	CHFCY
QSTBL	Change quarantaine stable address	CHFCY
RDAC	Change Rendac charging place address	CHFCY
ACLDS	Change Authorised C&D installation address	CHFCY
ACDSI	Change Certified C&D installation address	CHFCY
NAMD	Change natural meadow address	CHFCY
DLV	Change delivery address	CHFCY

FATP	Change facility type	CHFCY
PGNRL	Change general data	CHPTY
INV	Change invoice contact data	CHPTY
WRKAD	Change professional contact data	CHPTY
DLVRY	Change delivery contact data	CHPTY
OTH	Change other contact data	CHPTY
PRAC	Change veterinary practice data	CHPTY
DEPOT	Change depot address	CHPTY
PRSCR	Change prescription address	CHPTY
LEGAL	Change legal contact data	CHPTY
BSE	BSE Inspection	ISP
<b>NOST</b>	<b>NotificationStatus</b>	
DRF	Draft	
CAN2	Cancelled	
ENT	Entered	
APTPS	Accepted Pending Synchronisation	
REJPS	Rejected Pending Synchronisation	
APT	Accepted	
REJ	Rejected	
IVLD	Invalid	
NEW	New	
SUBM	Submitted	
SPLTN	Split	
SPLTW	Awaiting Split	
SUBMF	Submitted Fed	
IVLPS	Invalid Pending Synchronisation	
ENTPS	Entered Pending Synchronisation	
OBS	Obsolete	
ALL	All except split	
<b>NOTP</b>	<b>NotificationType</b>	
ARBTH	Birth	
ARIMO	Import	
MMEPO	Export	
MMDPR	Departure	
MMARV	Arrival	
MMLOD	Load	
MMUNL	Unload	
MMIMO	Import movement	
MMDPS	Departure Slghs	
MMDPD	Departure Disposal	
MMTRS	Transport	
MMDST	Arrival Disposal	
MMSLG	Arrival Slghs	
CHANM	ChangeAnimal	
CHSNU	ChangeSanitaryUnit	
CHFCY	ChangeFacility	
CHPTY	ChangeParty	
NOTC	Notice	

PTMMT	All Movements
PTCHG	All Change Notifications
PTARG	All Animal Registrations
PTUNS	Other Notifications
RETAG	Retagging
PRNT	Passport Reprint
TMT	Treatment
RGPOP	Population count
RISK	Risk
CLEAN	Cleaning
RTRN	Return of passports
RTRBR	Return of bovine register
FCI	Food chain information
PRUN	Production unit notification
BLCK	Blocking notification
ISP	Inspection notification
<b>NFTP</b>	<b>NotificationFacilityType</b>
SRC	Source
DST	Destination
ORI	Origin
<b>NPTP</b>	<b>NotificationPartyType</b>
RSP	Responsible
TRA	Transporter
TRU	Truck Driver
VET	Controlling Veterinary
DLR	Dealer
HND	Handling Party
DELV	Delivery
CLEAN	Cleaner
FACT	Facturation
<b>NRCR</b>	<b>NotificationRiskChangeReason</b>
NEW	New
EXT	Extension
RNWL	Renewal
<b>OILB</b>	<b>Order Item Label</b>
ULTR	Ultra(Allflex Europe SAS)
FL1A	M-Flex 1A(Metagam BVBA)
M3XPT	Exportoormerken-type M3
FL1AC	M-Flex 1A composite(Metagam BVBA)
SLVIG	Slachthuisvignetten
M6FED	Verbondsoormerken Type M6
HRD14	Beslagoormerken(blauw):Couple14 (AllflexEuropeSAS)
SRSR	Senior Senior(Allflex Europe SAS)

M6SU	Beslagoormerken – type M6
M7	M7 metalen punt(Merko NV)
CPL14	Couple 14 (Allflex Europe SAS)
SVD35	Bouton SVD 35 (Allflex Europe SAS)
...	Full List available on demand
<b>OISN</b>	<b>Order item Serie Numbering</b>
BOVM	Bovines prime earmarks
BOVSL	Bovines slaughtering labels
PIGM	Pigs facility earmarks
PIGFM	Pigs federation earmarks
PIGXM	Pigs export earmarks
PIGPE	Pigs facility earmarks Preengraisseur
SGDM	Sheep/Goat/Deer prime earmarks
SGDDW	Sheep/Goat/Deer prime earmarks for dwarf animals
SGDFM	Sheep/Goat/Deer facility earmarks
SGDOS	Sheep/Goat/Deer Old
<b>OITP</b>	<b>Order Item Type</b>
ID1ST	Earmarks for first identification
MRKP	Earmarks
PDCC	Personalised Document
PRMOB	Prime Earmarks for newborn Calfs
PDCB	Personalised Document
...	Full List available on demand
<b>PATP</b>	<b>Party Type</b>
ASMY	Assembly place
CLEAN	Cleaning company
DEALR	Cattle dealer
DLRFC	Cattle dealer with facility
FARM	Cattle farmer
SLGHS	Slaughterhouse
TRNS	Transporter
VET	Veterinary
PERS	Natural Person
DEST	Destruction Company
FDTN	Federation
SERV	Services
CITY	Municipality
MEAT	Meat Dealer
AGCY	Agency
SPVSR	Supervisor
CTRL	Control point
OTH	Other
QUAL	Qualified person
REGA	Regional Authority

DRVR	Driver
<b>PBR</b>	<b>SanitaryUnitPassportBlockingReason</b>
UPLC	Unpaid License
BADCO	Bad Cooperation
<b>PBST</b>	<b>SanitaryUnitPassportBlockingStatus</b>
NRM	Normal
BLCK	Blocked
<b>PPR</b>	<b>PassportPrintReason</b>
R0	Reason unknown
R1	Change of Sanitary Unit
R2	Import
R3	premium
R4	Change Status
R5	Qualification
R6	Loss
R7	replacement schetskaar
R8	exclusive number
R9	Change of address
R10	Change Responsible Party
R11	Change of gender, birthdate, hairtype
R12	Damaged
R13	Retagging
R14	purchase at aquisition
R15	First Identification
R16	Loss both earmarks Regularization
R17	Other Constations
R18	duplicat sanitary examination
R19	First print
R20	Print after blocking
R21	Bovine reset Alive
R22	Not commercialised Bovine
R24	Change Residue Status
R25	Handwritten notes
R26	EDI: Old -- New
R27	EDI: replacement old plastic earmark
R28	reprint after reading mrkluik
R29	Internal change SU
R30	Purchase Vealcalf
R31	Import Vealcalf
R32	old to new, export
R33	Vealcalf reprint
R34	Switch Bovine towards Vealcalf
R35	Switch Vealcalf towards Bovine
R36	Delivery Vealcalf died meanwhile
R37	retagging export cattle for slaughter
R38	Change Racetype
R39	Change Mother Bovine Number

R40	Export
R41	First Identification_Not urgent Printing
R42	First Identification_Urgent Printing
R43	Bovine identification regularization
R44	Common cattle
R45	Change Exploitation
R46	Change Gender
R47	Change Birthdate
R48	Change Hairtype
R49	Change Main Location Sanitary unit
R50	Bovine Delivery died meanwhile
R51	Responsible Party Address Change
R52	Change Address Main Location
R53	Address Change
R54	Bovine died after delivery before registration
R55	Change ePP towards pPP
<b>PPPU</b>	<b>Passport Print Urgency</b>
NRM	Printing - not urgent
URG	Printing - urgent
NO	No printing
<b>PRQU</b>	<b>Production Quality</b>
STD	Standard
BIO	Biological Facility
LBL	Label
PDGRE	Pedigree / Selection
PVL1	PVL001 Belki
PVL2	PVL002 Hendrix
PVL3	PVL003 Quartes
PVL4	PVL004
PVL5	PVL005
PVL6	PVL006
PVL7	PVL007
PVL8	PVL008
PVL9	PVL009
PVL10	PVL010 Mechelse Koekoek
PVL11	PVL011 Coprobel
PVL12	PVL012 Val Dieu
PVL13	PVL013 P. Hesbaye
PVL14	PVL014 Coprosain
PVL15	PVL015 Coq Ard
PVL16	PVL016
PVL17	PVL017
PVL18	PVL018
PVL19	PVL019



<b>PRWA</b>	<b>Production Ware</b>
MEAT	Meat production
AISM	Artificial insemination
MILK	Milkproduction
NOCSP	No consumption objective
MIX	Mixed production
PGET	Piglet-breed establishment
MGOAT	Goat Meat production
CELAY	Consumption eggs - lay establishment
HERL	Hatching egg - reproduction - lay
HERM	Hatching egg - reproduction - meat
HESL	Hatching egg - selection - lay
HESM	Hatching egg - selection - meat
BL	Breed - lay
BRL	Breed - reproduction - lay
BRM	Breed - reproduction - meat
BSL	Breed - selection - lay
BSM	Breed - selection- meat
GAME	Game set-out
FISH	Fish (meat)
CVR	Caviar
HNY	Honey
FUR	Fur
<b>PUTP</b>	<b>ProductionUnitType</b>
DFLT	Default
<b>RIIT</b>	<b>RiskItemType</b>
DISS	Disease
HRMN	Hormone
PCTM	Pig Contaminates
BDIS	Bovine Diseases
PDIS	Pig Diseases
PBDIS	Poultry Diseases
BHRM	Bovine Hormones
PHRM	Pig Hormones
DDIS	Deer Diseases
GDIS	Goat Diseases
SDIS	Sheep Diseases
FDIS	Fish Diseases
MDIS	Mollusc Diseases
CDIS	Crustaceae Diseases
OHRM	Hormones Other Animals
BCTM	Bovine Contaminates
CNTM	Contaminate
RES	Residue

BRES	Bovine Residue
PRES	Pig Residue
ORES	Residue - Other Animals
OCTM	Contaminates Other
<b>RIOG</b>	<b>RiskOrigin</b>
CLDIS	Clinical symptom: disease
CLDD	Clinical symptom: death
LPM	Lesion PM
AUTPS	Lesion Autopsy
LBARR	Lab results: Arrival
LBSER	Lab results: Serological Bilan
LB2OP	Lab results: 2nd opinion
LBDIF	Lab results: Differentiation
LBISC	Lab results: Out initial scope
LBRES	Lab results
CORR	Correction false notification
TBCA	Tuberculation: Arrival
TBCS	Tuberculation: Suspicion stable
TBCSS	Tuberculation: Stable supervision
TBCCR	Tuberculation: clinical research
<b>RIQR</b>	<b>RiskQualificationReason</b>
NOPAY	Lagging Payments
OTH	Other
<b>RIQU</b>	<b>RiskQualification</b>
C01	1
C02	2
C03	3
C04	4
C05	5
C06	6
C07	7
C08	8
C09	9
<b>RIST</b>	<b>RiskStatus</b>
1	Normal
2	Suspicion
3	Suspension
4	Under Supervision
CANC	Cancelled
5	With vaccination
6	Without vaccination
7	Partial vaccination
<b>RSST</b>	<b>RiskCondition</b>
0	Center

1	Antecedents unknown
2	Antecedents known
3	Disease free
4	Officially disease free
POS	Positive
NI	Not interpretable
NEG	Negative
H00-H99	Hormone free – Hormone status
R00-R99	Residue free – Residue status
C00-C99	Contaminate free - Contaminate status
<b>SPTP</b>	<b>SanitaryUnitPartyType</b>
RSP	Sanitary responsible
FIN	Financial responsible
CSPSR	Controlling supervisor
FDRSP	FundsResponsible
PRMA	Premium Authority
ENVA	Environmental Authority
<b>SUHS</b>	<b>Sanitary Unit Housing</b>
IND	Individual housing
GRP	Group Housing
NAT	Nature and landscape management
CAGE	Enriched cage
BTRY	Battery system
FREE	Free range
OUT	Outdoor run
BIO	Bio
FEM6M	Female animals > 6mths
10N1	1/1 relation
PRCHS	Purchase piglets
SALE	Sale piglets
HLTHA	Healthqualification A
HLTHB	Healthqualification B
HLTHC	Healthqualification C
SWCGS	Saltwater cages
SWPDS	Saltwater pond
SWPLS	Saltwater pool
SWCLL	Saltwater closed loop
FWCGS	Freshwater cages
FWPDS	Freshwater pond
FWPLS	Freshwater pool
FWCLL	Freshwater closed loop
OPNLP	Open loop
CLSLP	Closed loop
XPCNT	Expedition center/purification center
MLBRZ	Mollusc breeding zone
IDFCL	Research facilities

QRTFC	Quarantine facilities
OTH	Other
LAGPN	Lagoon/pen/pool
PDS	Ponds
PLS	Pools
CLSGS	Closed ground system
<b>SUKD</b>	<b>SanitaryUnitKind</b>
VCFCY	Veal calf unit
BOVCY	Bovine unit
CLSD	Closed unit
PGBR	Breed unit
PGLBR	Piglet breed unit
MEATC	Pigs for fattening unit
MXDC	Mixed unit
PETC	Pet pig unit
PLTCY	Poultry unit
BIRCY	Bird unit
SHPCY	Sheep unit
GTCY	Goat unit
DRCY	Deer unit
WPGCY	Wild pig unit
FISH	Fish unit
MLSC	Mollusc unit
CRTSC	Crustaceae unit
<b>SUTP</b>	<b>SanitaryUnitType</b>
BOV	Bovine
SGH	Sheep, Goats and Horses
PIG	Pigs
RST	Roast Game
FOWL	Fowl
RDNT	Rodent
BFS	Bees, Frogs and Snails
AQUA	Fish, Aquaculture
DFLT	Default
<b>TITP</b>	<b>Treatment Item Type</b>
VAC1	1st Vaccination
VAC2	2nd Vaccination
VACLT	Last Vaccination
VACRP	Repeated Vaccination
VACPR	Prime Vaccination
TRMT	Treatment
AFTCR	Aftercare
<b>TMLV</b>	<b>Treatment Level</b>
GRP	Group
INV	Individual
<b>TMTP</b>	<b>Treatment Type</b>

SCINJ	SC injection
IDINJ	ID injection
IMINJ	IM injection
ININJ	IN injection
IVINJ	IV injection
IMMIJ	IMM injection
IPINJ	IP injection
ORALW	Oral use - water
ORALF	Oral use -feed
POUR	Pour-on methode
BOLUS	Bolus
WASH	Wash /spray dip
INFUS	Infuus vochttherapie
UND	Undefined
<b>TUBR</b>	<b>BlockingReason</b>
SANR	Sanitary Reason
ADMIN	Adminstrative Reason
INADM	Individual adminstrative Reason
<b>TUST</b>	<b>TrackingUnitStatus – Sanitary Units</b>
ACT	Active
STP	Stopped
<b>TUST</b>	<b>TrackingUnitStatus – Animals</b>
INV	1: Bovine is in Sanitary Unit inventory
MOV	2: Bovine moved from Sanitary Unit: Pp read
DDSLH	7: Bovine is dead: Slaughterhouse
XPRT	8: Bovine has been exported
DDRDC	10: Bovine is dead : Rendac (destruction facility)
BLCK	13: Bovine is vanished
CAN	X: Bovine cancelled
<b>UNIT</b>	<b>Unit Codes</b>
KG	KG
MG	MG
L	L
DL	DL
CL	CL
ML	ML
DOSIS	Dosis
G	G
TUBE	Tube
SET	4 Tubes
<b>VATP</b>	<b>VLMAnimalType</b>
MANC	Mestkalveren

MIYT1	Melkvee - vervangingsvee jonger dan 1 jaar
MAYT1	Mestvee - vervangingsvee jonger dan 1 jaar
MIB12	Melkvee - vervangingsvee tussen 1 en 2 jaar
MAB12	Mestvee - vervangingsvee tussen 1 en 2 jaar
MLKCW	Melkkoe
SCLCW	Zoogkoe
OTBOV	Andere runderen
<b>VEOR</b>	<b>Veterinary Order</b>
VL	N
FR	F
LU	LU

## Interface Definition

The archive underneath contains a more detailed description for the interfaces. For each interface we list it's direction, it's short description, it's input and output schemas, etc...

### Interface EXAN – ExportAnimal

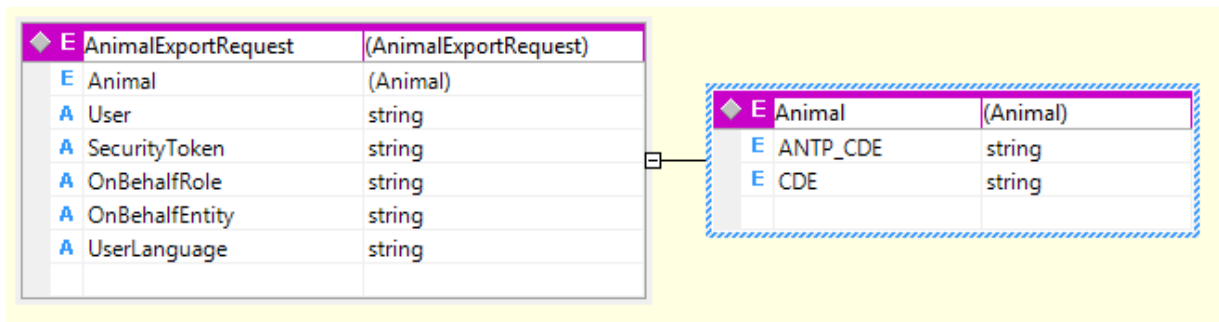
Direction: Export

Purpose: Retrieve a detailed insight of an animal (All characteristics, risk status, history,...)

Layout-Documentation:

[http://qas.sanitrace.be/int/QAS\\_Sanitel\\_ExtInterfacingSvcs/SanitelServices.asmx?op=ExportAnimal](http://qas.sanitrace.be/int/QAS_Sanitel_ExtInterfacingSvcs/SanitelServices.asmx?op=ExportAnimal)

### Input Schema: AnimalExportRequest



<http://Sanitel.EAI/SanitelRepository/SanitelServices/AnimalExportRequestSchema>

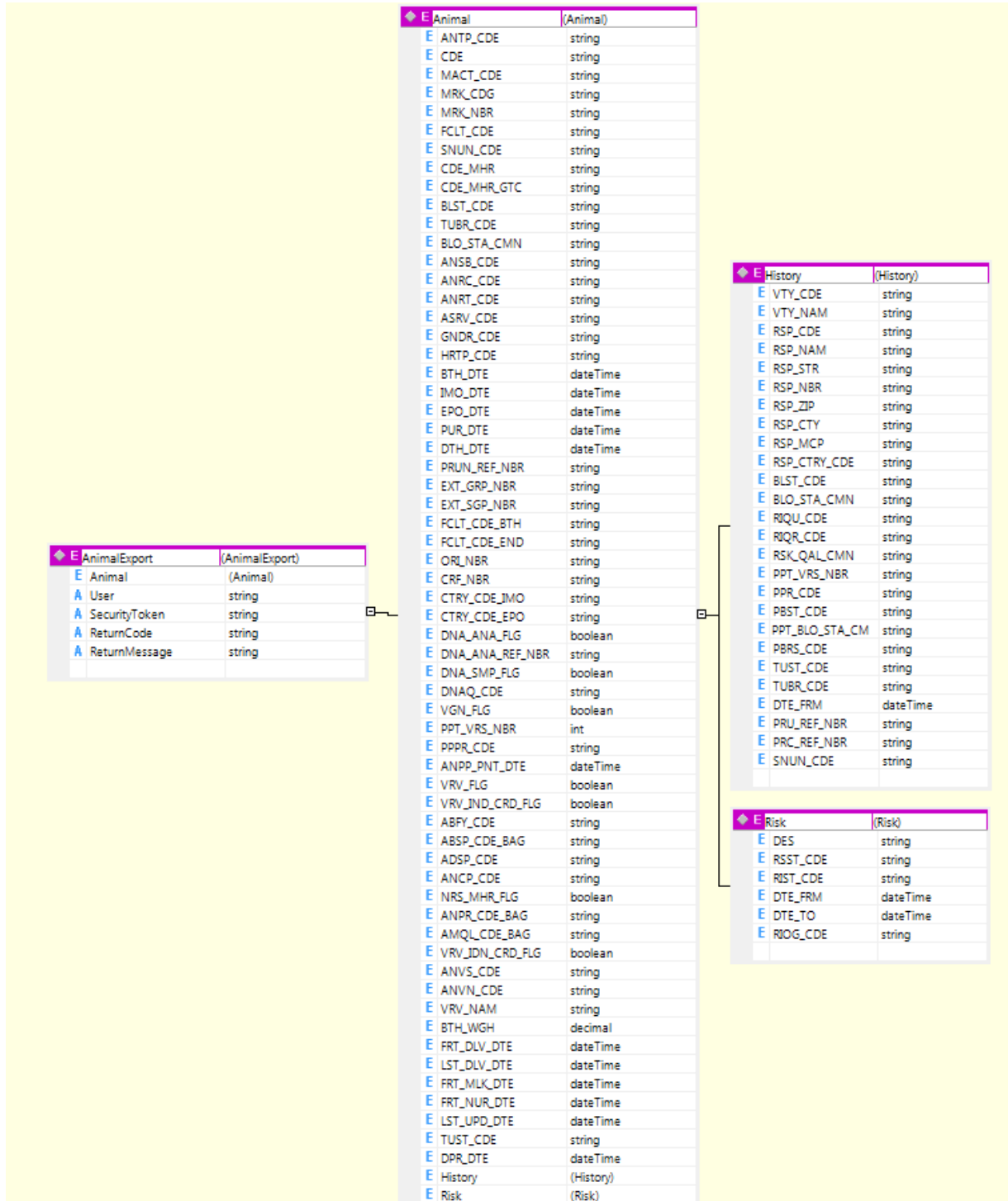
### XML Example(s)

Example EXAN-1 – Retrieve detailed animal information for two bovines, a local one and an imported one...

```
<?xml version="1.0" encoding="utf-8"?>
<AnimalExportRequest
xmlns="http://Sanitel.EAI/SanitelRepository/SanitelServices/AnimalExportRequestSchema" User="TESTXML"
SecurityToken="N/A">
  <Animal>
    <ANTP_CDE>BOV</ANTP_CDE>
    <CDE>BE12345678</CDE>
  </Animal>
  <Animal>
    <ANTP_CDE>BOV</ANTP_CDE>
    <CDE>NL456453543</CDE>
  </Animal>
</AnimalExportRequest>
```

</AnimalExportRequest>

## Output Schema: AnimalExport



<http://Sanitel.EAI/SanitelRepository/SanitelServices/AnimalExportSchema>



## Interface EXAMN - ExportAnimalMovementNotificationOverview

Direction: Export

Purpose: Retrieve an overview of movements of individual animals -> from /to a certain facility ...) – This interface can also be used for herd animals yet will not have any animal details. Instead ExportMovementNotificationOverview can be used.

Layout-Documentation:

[http://qas.sanitrac.be/int/QAS\\_Sanitel\\_ExtInterfacing Svcs/SanitelServices.aspx?op=ExportAnimalMovementNotificationOverview](http://qas.sanitrac.be/int/QAS_Sanitel_ExtInterfacing Svcs/SanitelServices.aspx?op=ExportAnimalMovementNotificationOverview)

### Input Schema:

Element Name	Complexity	Base Type
AnimalMovementNotificationOverviewExportRequest	1	(AnimalMovementNotificationOverviewExportRequest)
Movement	1	(Movement)
User	1	string
SecurityToken	1	string
ReturnCode	1	string
ReturnMessage	1	string
OnBehalfRole	1	string
OnBehalfEntity	1	string
UserLanguage	1	string

Element Name	Complexity	Base Type
Movement	1	(Movement)
NOTF_ID	1	long
NOTP_CDE	1	string
NOKD_CDE	1	string
NOST_CDE	1	string
DTE_FRM	1	dateTime
DTE_TO	1	dateTime
REF_NBR	1	string
DOC_NBR	1	string
LIC_PLT	1	string
ANTP_CDE	1	string
ANSB_CDE	1	string
PATY_CDE_TRS	1	string
FCLT_CDE	1	string
SNUN_CDE	1	string
ZIP	1	string
ANML_REF_NBR	1	string
UPD_DTE_FRM	1	dateTime
UPD_DTE_TO	1	dateTime

<http://Sanitel.EAI/SanitelRepository/SanitelServices/AnimalMovementNotificationOverviewExportRequestSchema>

### XML Example(s)

Example EXAMN-1 – Retrieve all movements of a certain animal in a certain period

```
<?xml version="1.0" encoding="utf-8"?>
<AnimalMovementNotificationOverviewExportRequest
  xmlns="http://Sanitel.EAI/SanitelRepository/SanitelServices/AnimalMovementNotificationOverviewExportRequestSchema"
  User="TESTXML" SecurityToken="N/A" ResultIndex="0">
  <Movement>
    <DTE_FRM>2004-01-01T00:00:00</DTE_FRM>
    <DTE_TO>2099-01-01T00:00:00</DTE_TO>
    <ANML_REF_NBR>NL456453543</ANML_REF_NBR>
  </Movement>
</AnimalMovementNotificationOverviewExportRequest>
```

Example EXAMN-2 – All arrivals of bovines to a certain slaughterhouse in a certain period

```
<?xml version="1.0" encoding="utf-8"?>
<AnimalMovementNotificationOverviewExportRequest
```

```

xmlns="http://Sanitel.EAI/SanitelRepository/SanitelServices/AnimalMovementNotificationOverviewExportRequestSchema"
  User="TESTXML" SecurityToken="N/A" ResultIndex="0">
    <Movement>
      <DTE_FRM>2004-01-20T00:00:00</DTE_FRM>
      <DTE_TO>2004-01-27T23:59:59</DTE_TO>
      <ANTP_CDE>BOV</ANTP_CDE>
      <FCLT_CDE>BE92700117</FCLT_CDE>
    </Movement>
  </AnimalMovementNotificationOverviewExportRequest>

```

Example EXAMN-3 – Retrieve all animal movements by a certain Transporter party over the past week

```

<?xml version="1.0" encoding="utf-8"?>
<AnimalMovementNotificationOverviewExportRequest

xmlns="http://Sanitel.EAI/SanitelRepository/SanitelServices/AnimalMovementNotificationOverviewExportRequestSchema"
  User="TESTXML" SecurityToken="N/A" ResultIndex="0">
    <Movement>
      <DTE_FRM>2007-11-10T00:00:00</DTE_FRM>
      <DTE_TO>2007-11-15T23:59:59</DTE_TO>
      <ANTP_CDE>BOV</ANTP_CDE>
      <PATY_CDE_TRS>BE123456789</PATY_CDE_TRS>
    </Movement>
  </AnimalMovementNotificationOverviewExportRequest>

```

## Output Schema: AnimalMovementNotificationOverviewExport

This schema is slightly more general than strictly necessary. In fact a distinction could have been made between individual animals and herds. If called for herd-animals these fields remain empty.

E AnimalMovementNotificationOverviewExport (AnimalMovementNotificationOverviewExport)	
E Movement	(Movement)
A User	string
A SecurityToken	string
A ReturnCode	string
A ReturnMessage	string

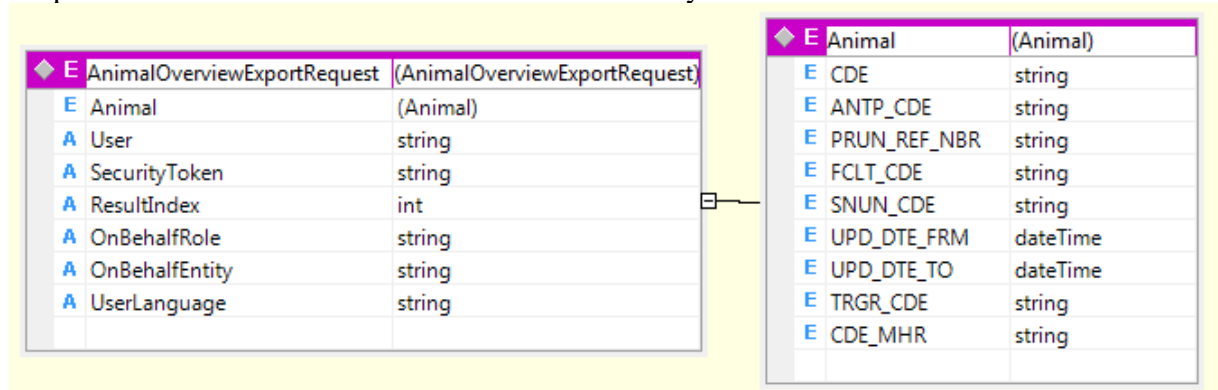
E Movement (Movement)	
E NOTF_ID	long
E NOTP_CDE	string
E NOKD_CDE	string
E NOST_CDE	string
E OCR_DTE	dateTime
E REF_NBR	string
E ANTP_CDE	string
E ANSB_CDE	string
E ANCO_CDE	string
E ANM_CNT	decimal
E DOC_NBR	string
E LIC_PLT	string
E ZIP	string
E PATY_CDE_TRS	string
E FCLT_CDE_SRC	string
E FCLT_CDE_DST	string
E SNUN_CDE	string
E ANML_REF_NBR	string
E ANML_EXT_REF_NBR	string
E BTH_DTE	dateTime
E HRTP_CDE	string
E GNDR_CDE	string
E ANRC_CDE	string
E ANRT_CDE	string
E CDE_MHR	string
E ADPR_CDE	string
E SNUN_CDE_DST	string

<http://Sanitel.EAI/SanitelRepository/SanitelServices/AnimalMovementNotificationOverviewExportSchema>

## Interface EXANO - ExportAnimalOverview

Direction: Export

Purpose: Retrieve an overview of animals and their key characteristics



Layout-Documentation:

[http://gas.sanitrace.be/int/QAS\\_Sanitel\\_ExtInterfacingSvcs/SanitelServices.asmx?op=ExportAnimalOverview](http://gas.sanitrace.be/int/QAS_Sanitel_ExtInterfacingSvcs/SanitelServices.asmx?op=ExportAnimalOverview)

## Input Schema: AnimalOverviewExportRequest

<http://Sanitel.EAI/SanitelRepository/SanitelServices/AnimalOverviewExportRequestSchema>

## XML Example(s)

Example EXANO-1 – Retrieve all bovines in a certain Sanitary Unit

```
<?xml version="1.0" encoding="utf-8"?>
<AnimalOverviewExportRequest
  xmlns="http://Sanitel.EAI/SanitelRepository/SanitelServices/AnimalOverviewExportRequestSchema"
  User="TESTXML" SecurityToken="N/A" ResultIndex="0">
  <Animal>
    <ANTP_CDE>BOV</ANTP_CDE>
    <SNUN_CDE>BE12345678-0101</SNUN_CDE>
  </Animal>
</AnimalOverviewExportRequest>
```

Example EXANO-2 – Retrieve all bovines that have been updated / changed today

```
<?xml version="1.0" encoding="utf-8"?>
<AnimalOverviewExportRequest
  xmlns="http://Sanitel.EAI/SanitelRepository/SanitelServices/AnimalOverviewExportRequestSchema"
  User="TESTXML" SecurityToken="N/A" ResultIndex="0">
  <Animal>
    <ANTP_CDE>BOV</ANTP_CDE>
    <UPD_DTE_FRM>2007-11-15T00:00:00</UPD_DTE_FRM>
    <UPD_DTE_TO>2007-11-15T23:59:59</UPD_DTE_TO>
  </Animal>
</AnimalOverviewExportRequest>
```

A query like this one can take some time as we have chosen for now not to put an index on it yet (in addition – because of the migration – all animals last update date will be the day of the migration) If this query is to be used structurally and regularly let us know...

## **Output Schema: AnimalOverviewExport**

E AnimalOverviewExp (AnimalOverviewExp)	
E Animal	(Animal)
A User	string
A SecurityToken	string
A ReturnCode	string
A ReturnMessage	string

E Animal (Animal)	
E ANTP_CDE	string
E CDE	string
E MACT_CDE	string
E MRK_CDG	string
E MRK_NBR	string
E FCLT_CDE	string
E SNUN_CDE	string
E CDE_MHR	string
E CDE_MHR_GTC	string
E BLST_CDE	string
E TUBR_CDE	string
E ANSB_CDE	string
E ANRC_CDE	string
E ANRT_CDE	string
E ASRV_CDE	string
E GNDR_CDE	string
E H RTP_CDE	string
E BTH_DTE	dateTime
E DTH_DTE	dateTime
E PRUN_REF_NBR	string
E EXT_GRP_NBR	string
E EXT_SGP_NBR	string
E FCLT_CDE_BTH	string
E FCLT_CDE_END	string
E CTRY_CDE_JMO	string
E CTRY_CDE_EPO	string
E DNA_ANA_FLG	boolean
E VGN_FLG	boolean
E PPT_VRS_NBR	int
E PPPR_CDE	string
E VRV_FLG	boolean
E ABFY_CDE	string
E ABSP_CDE_BAG	string
E ADSP_CDE	string
E ANCP_CDE	string
E NRS_MHR_FLG	boolean
E ANPR_CDE_BAG	string
E AMQL_CDE	string
E VRV_IDN_CRD_FLG	boolean
E ANVS_CDE	string
E ANVN_CDE	string
E VRV_NAM	string
E BTH_WGH	decimal
E LST_UPD_DTE	dateTime
E BLO_STA_CMN	string
E IMO_DTE	dateTime
E EPO_DTE	dateTime
E PUR_DTE	dateTime
E ORL_NBR	string
E CRF_NBR	string
E DNA_ANA_REF_NBR	string
E DNA_SMP_FLG	boolean
E DNAQ_CDE	string
E ANPP_PNT_DTE	dateTime
E FRT_DLV_DTE	dateTime
E LST_DLV_DTE	dateTime
E FRT_MLK_DTE	dateTime
E FRT_NUR_DTE	dateTime
E TUST_CDE	string

<http://Sanitel.EAI/SanitelRepository/SanitelServices/AnimalOverviewExportSchema>



## Interface EXCNO - ExportChangeNotificationOverview

Direction: Export

Purpose: Retrieve an overview of changes to a Facility, a Sanitary Unit or Animal characteristics. For a description of possible change attributes – see ImportChangeNotification

Layout-Documentation:

[http://qas.sanitrace.be/int/QAS\\_Sanitel\\_ExtInterfacingSvcs/SanitelServices.aspx?op=ExportChangeNotificationOverview](http://qas.sanitrace.be/int/QAS_Sanitel_ExtInterfacingSvcs/SanitelServices.aspx?op=ExportChangeNotificationOverview)

### Input Schema: ChangeNotificationOverviewExportRequest

<http://Sanitel.EAI/SanitelRepository/SanitelServices/ChangeNotificationOverviewExportRequestSchema>

XML Example(s)

Example EXCNO-1 – Retrieve all changes on animals (bovines) on a certain day

```
<?xml version="1.0" encoding="utf-8"?>
<ChangeNotificationOverviewExportRequest
  xmlns="http://Sanitel.EAI/SanitelRepository/SanitelServices/ChangeNotificationOverviewExportRequestSchema"
  User="TESTXML" SecurityToken="N/A" ResultIndex="0" >
  <ChangeNotification>
    <NOTP_CDE>CHANM</NOTP_CDE>
    <DTE_FRM>2008-09-25T00:00:00</DTE_FRM>
    <DTE_TO>2008-09-25T23:59:59</DTE_TO>
  </ChangeNotification>
</ChangeNotificationOverviewExportRequest>
```

Example EXCNO-2 – Retrieve all changes on sheep-facilities over a certain month

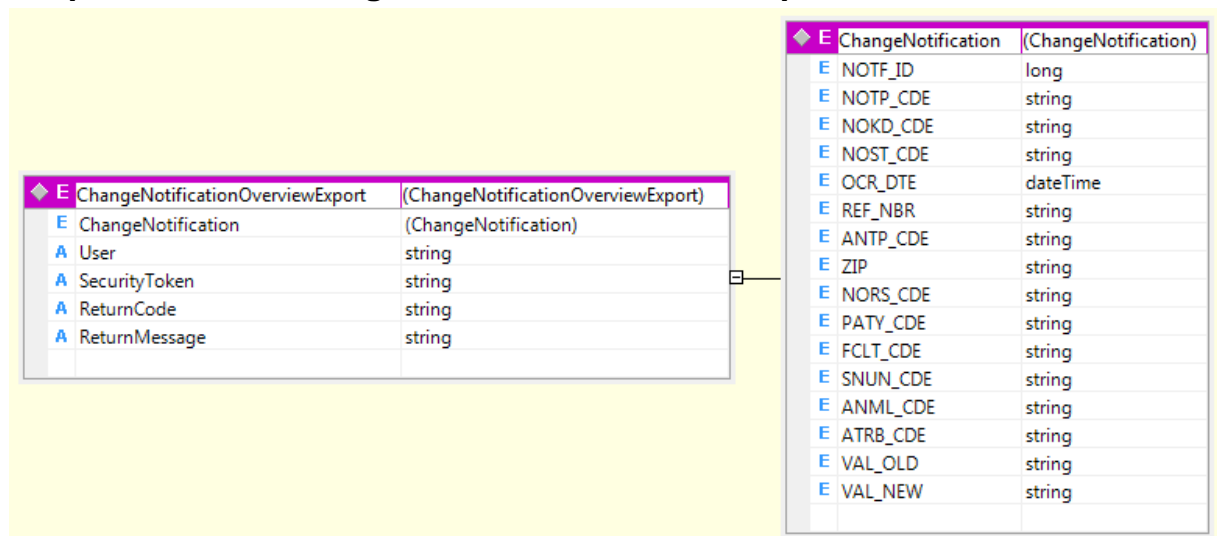
```
<?xml version="1.0" encoding="utf-8"?>
<ChangeNotificationOverviewExportRequest
  xmlns="http://Sanitel.EAI/SanitelRepository/SanitelServices/ChangeNotificationOverviewExportRequestSchema">
```

```

    User="TESTXML" SecurityToken="N/A" ResultIndex="0">
  <ChangeNotification>
    <NOTP_CDE>CHFCY</NOTP_CDE>
    <ANTP_CDE>SHP</ANTP_CDE>
    <OCR_DTE_FRM>2011-09-01T00:00:00</OCR_DTE_FRM>
    <OCR_DTE_TO>2011-09-30T23:59:59</OCR_DTE_TO>
  </ChangeNotification>
</ChangeNotificationOverviewExportRequest>

```

## Output Schema: ChangeNotificationOverviewExport



<http://Sanitel.EAI/SanitelRepository/SanitelServices/ChangeNotificationOverviewExportSchema>

## Interface EXFAO - ExportFacilityOverview

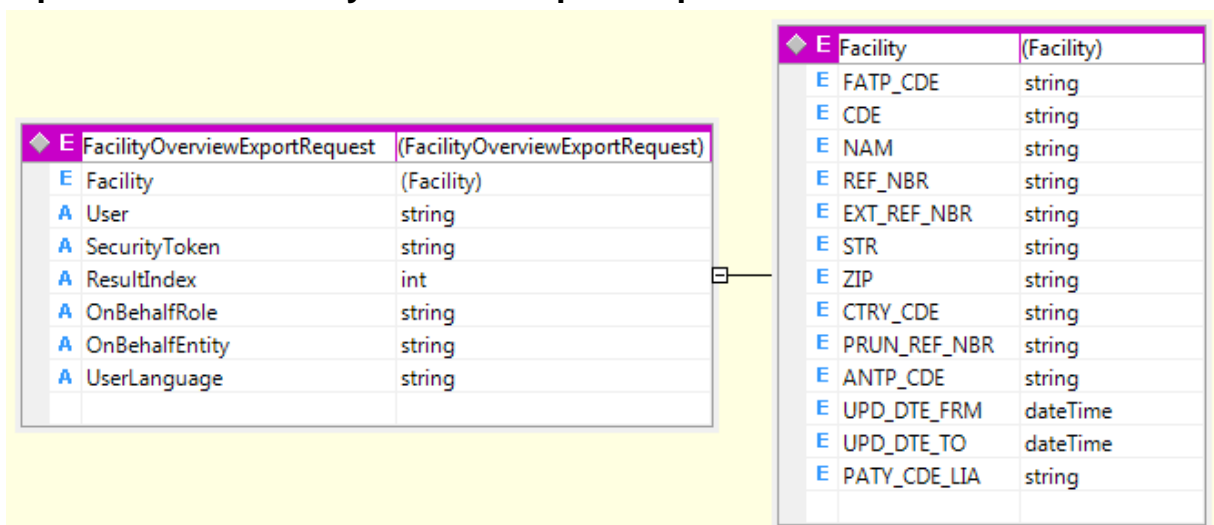
Direction: Export

Purpose: Retrieve a general overview of facilities (name/address info, reference numbers, liable party details,...)

Layout-Documentation:

[http://qas.sanitrac.be/int/QAS\\_Sanitel\\_ExtInterfacingSvc/SanitelServices.asmx?op=ExportFacilityOverview](http://qas.sanitrac.be/int/QAS_Sanitel_ExtInterfacingSvc/SanitelServices.asmx?op=ExportFacilityOverview)

### Input Schema: FacilityOverviewExportRequest



<http://Sanitel.EAI/SanitelRepository/SanitelServices/FacilityOverviewExportRequestSchema>

### XML Example(s)

Example EXFAO – 1 – Retrieve all sheep owners in Brugge

```
<?xml version="1.0" encoding="utf-8"?>
<FacilityOverviewExportRequest
  xmlns="http://Sanitel.EAI/SanitelRepository/SanitelServices/FacilityOverviewExportRequestSchema"
  User="TESTXML" SecurityToken="N/A" ResultIndex="0">
  <Facility>
    <FATP_CDE>FARM</FATP_CDE>
    <ANTP_CDE>SHP</ANTP_CDE>
    <ZIP>8000</ZIP>
  </Facility>
</FacilityOverviewExportRequest>
```

Example EXFAO – 2 – Retrieve all facilities that were updated this month

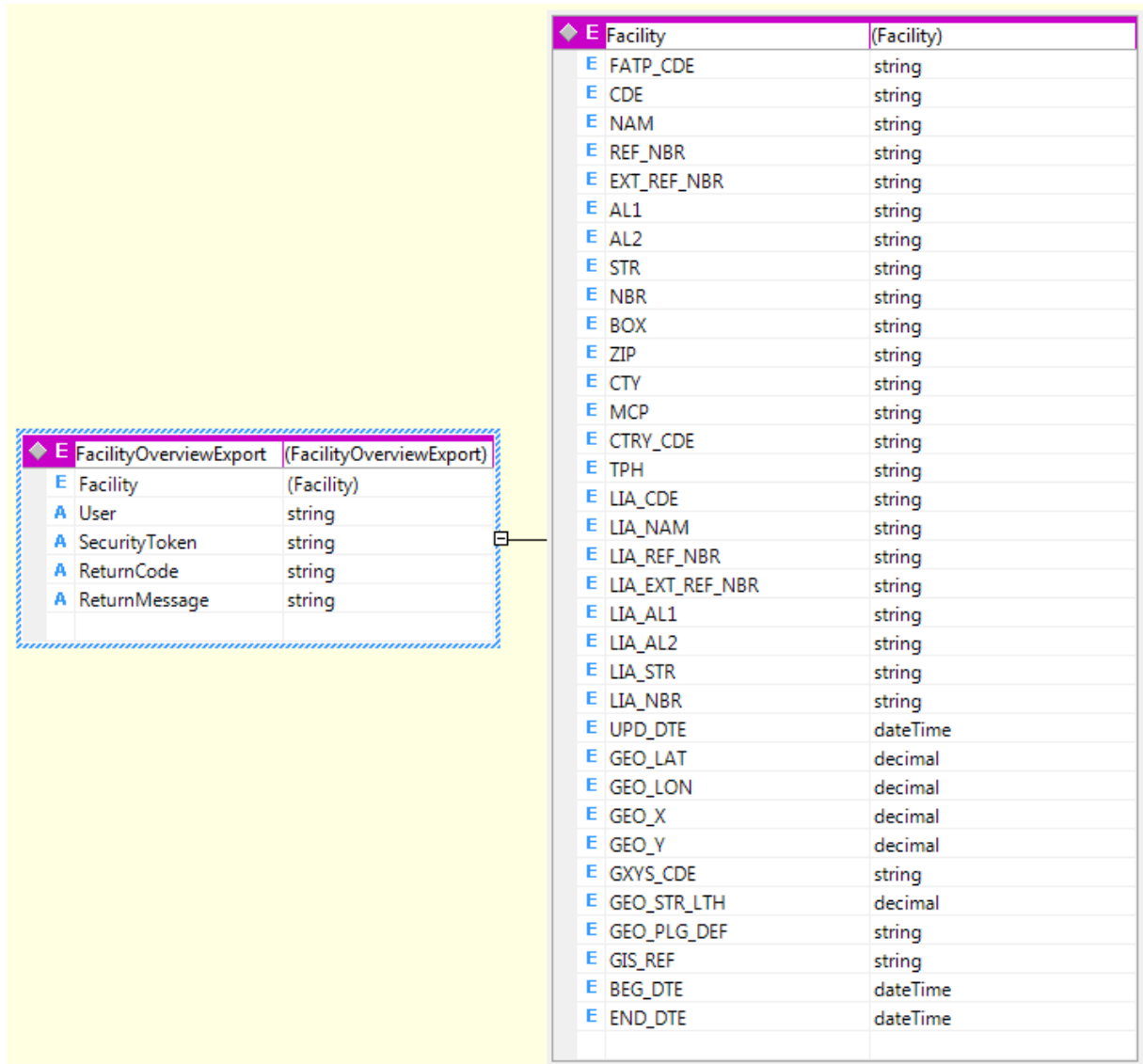
```
<?xml version="1.0" encoding="utf-8"?>
<FacilityOverviewExportRequest
```

```

xmlns="http://Sanitel.EAI/SanitelRepository/SanitelServices/FacilityOverviewExportRequestSchema"
User="TESTXML" SecurityToken="N/A" ResultIndex="0">
<Facility>
  <UPD_DTE_FRM>2007-11-15T00:00:00</UPD_DTE_FRM>
  <UPD_DTE_TO>2007-11-15T23:59:59</UPD_DTE_TO>
</Facility>
</FacilityOverviewExportRequest>

```

## Output Schema: FacilityOverviewExport



<http://Sanitel.EAI/SanitelRepository/SanitelServices/FacilityOverviewExportSchema>

## Interface EXMNO - ExportMovementNotificationOverview

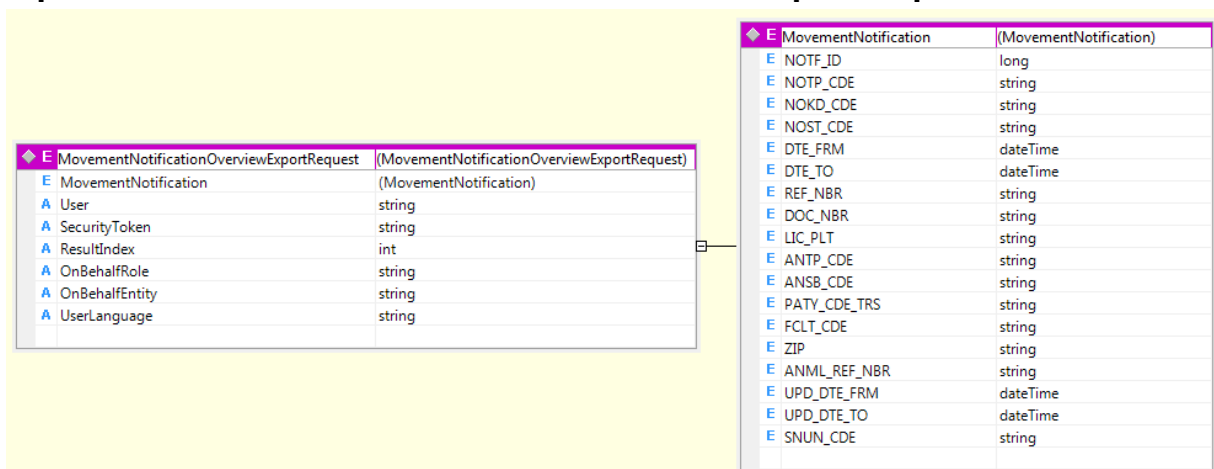
Direction: Export

Purpose: Retrieve an overview of movements on movement level and not on

Layout-Documentation:

[http://qas.sanitrac.be/int/QAS\\_Sanitel\\_ExtInterfacingSvc/SanitelServices.asmx?op=ExportMovementNotificationOverview](http://qas.sanitrac.be/int/QAS_Sanitel_ExtInterfacingSvc/SanitelServices.asmx?op=ExportMovementNotificationOverview)

### Input Schema: MovementNotificationOverviewExportRequest



<http://Sanitel.EAI/SanitelRepository/SanitelServices/MovementNotificationOverviewExportRequestSchema>

### XML Example(s)

Example EXMNO -1 – Retrieve all movements of a certain animal in a certain period

```
<?xml version="1.0" encoding="utf-8"?>
<MovementNotificationOverviewExportRequest
  xmlns="http://Sanitel.EAI/SanitelRepository/SanitelServices/MovementNotificationOverviewExportRequestSchema"
  User="TESTXML" SecurityToken="N/A" ResultIndex="0">
  <MovementNotification>
    <DTE_FRM>2004-01-01T00:00:00</DTE_FRM>
    <DTE_TO>2099-01-01T00:00:00</DTE_TO>
    <ANML_REF_NBR>NL456453543</ANML_REF_NBR>
  </MovementNotification>
</MovementNotificationOverviewExportRequest>
```

Example EXMNO-2 – Retrieve all arrivals of pigs to a certain market on a certain day

```
<?xml version="1.0" encoding="utf-8"?>
<MovementNotificationOverviewExportRequest
```

```

xmlns="http://Sanitel.EAI/SanitelRepository/SanitelServices/MovementNotificationOverviewExportRequestSchem
a"
  User="TESTXML" SecurityToken="N/A" ResultIndex="0">
    <MovementNotification>
      <NOTP_CDE>MMARV</NOTP_CDE>
      <DTE_FRM>2007-11-15T00:00:00</DTE_FRM>
      <DTE_TO>2007-11-15T23:59:59</DTE_TO>
      <ANTP_CDE>PIG</ANTP_CDE>
      <FCLT_CDE>BE56784321</FCLT_CDE>
    </MovementNotification>
  </MovementNotificationOverviewExportRequest>

```

Example EXMNO-3 – Retrieve all movements by a certain Transporter party over the past week

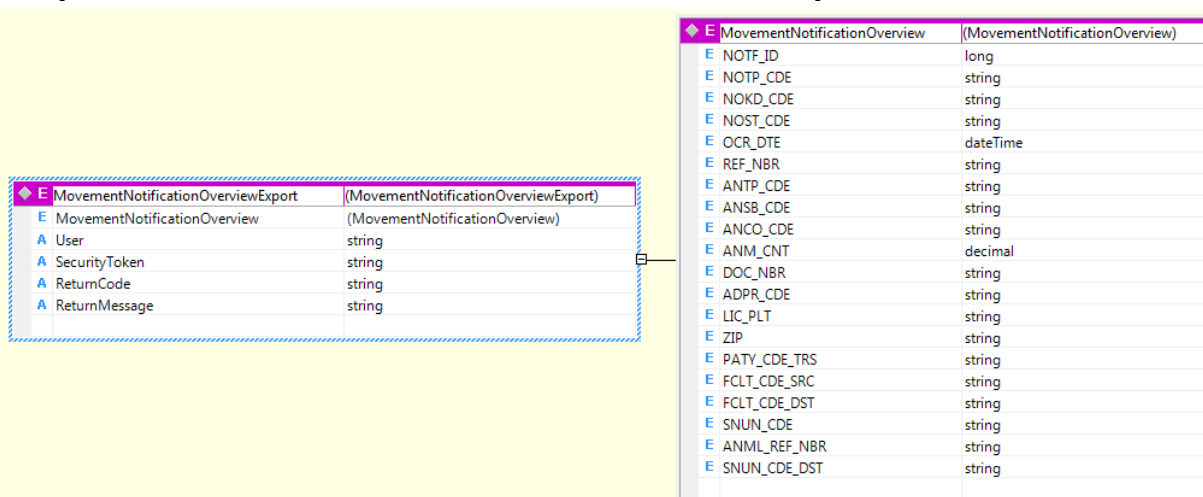
```

<?xml version="1.0" encoding="utf-8"?>
<MovementNotificationOverviewExportRequest

xmlns="http://Sanitel.EAI/SanitelRepository/SanitelServices/MovementNotificationOverviewExportRequestSchem
a"
  User="TESTXML" SecurityToken="N/A" ResultIndex="0">
    <MovementNotification>
      <DTE_FRM>2004-07-20T00:00:00</DTE_FRM>
      <DTE_TO>2004-07-21T00:00:00</DTE_TO>
      <PATY_CDE_TRS>BE22002870</PATY_CDE_TRS>
    </MovementNotification>
  </MovementNotificationOverviewExportRequest>

```

## Output Schema: MovementNotificationOverviewExport



<http://Sanitel.EAI/SanitelRepository/SanitelServices/MovementNotificationOverviewExportSchema>

## Interface EXMVN - ExportMovementNotification

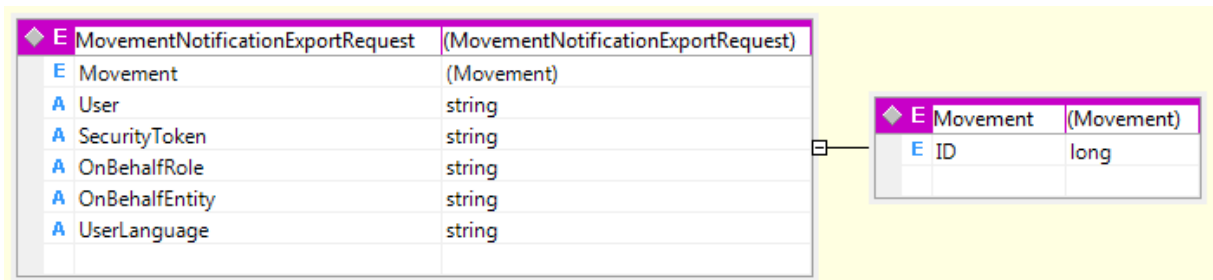
Direction: Export

Purpose: Retrieve a detailed insight in a movement (involved parties, involved facilities, involved animals,...)

Layout-Documentation:

[http://qas.sanitrac.be/int/QAS\\_Sanitel\\_ExtInterfacingSvcs/SanitelServices.asmx?op=ExportMovementNotification](http://qas.sanitrac.be/int/QAS_Sanitel_ExtInterfacingSvcs/SanitelServices.asmx?op=ExportMovementNotification)

### Input Schema: MovementNotificationExportRequest



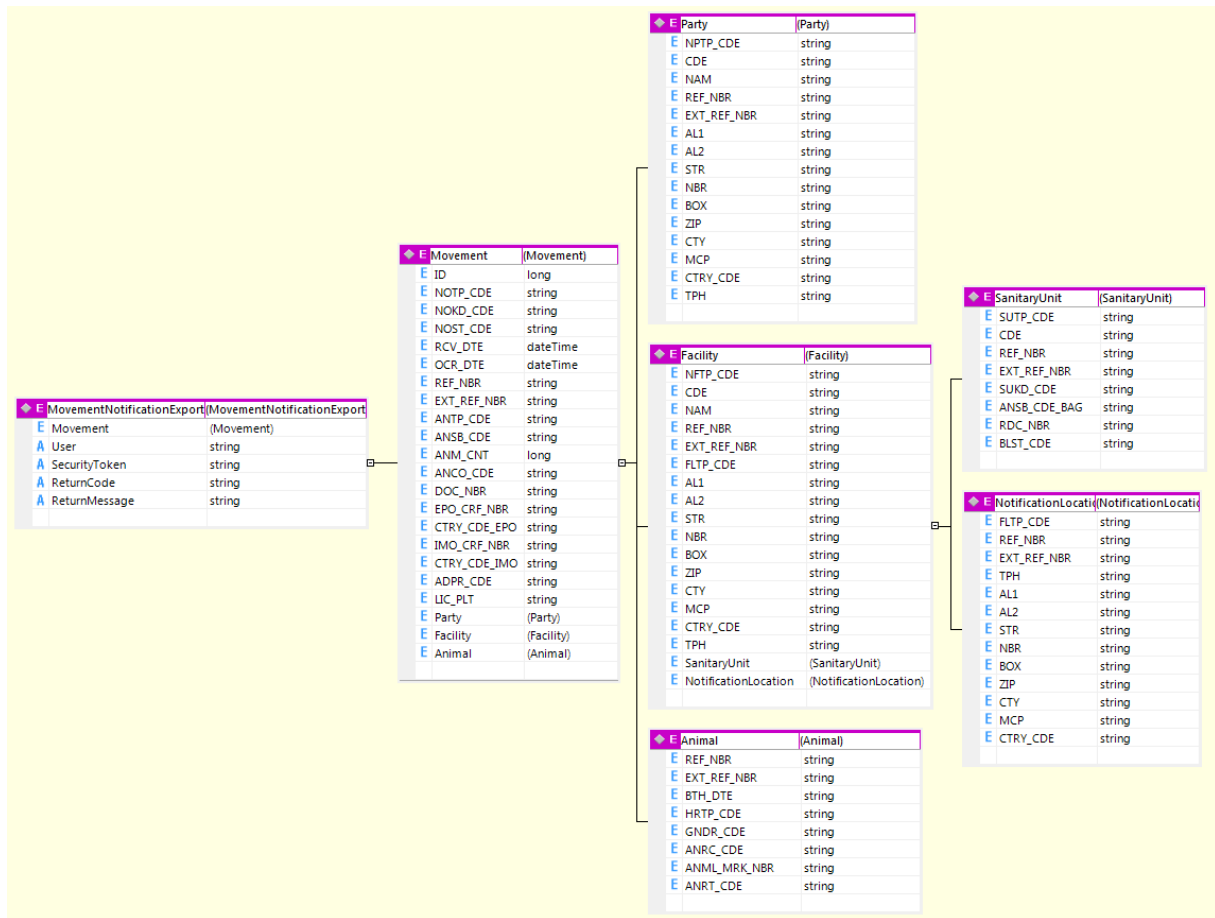
<http://Sanitel.EAI/SanitelRepository/SanitelServices/MovementNotificationExportRequestSchema>

### XML Example(s)

Example EXMVN – 1 – Retrieve the full detail for movements 300034 and 300035

```
<?xml version="1.0" encoding="utf-8"?>
<MovementNotificationExportRequest
  xmlns="http://Sanitel.EAI/SanitelRepository/SanitelServices/MovementNotificationExportRequestSchema"
  User="TESTXML" SecurityToken="N/A">
  <Movement>
    <ID>101329496607</ID>
  </Movement>
  <Movement>
    <ID>101329496608</ID>
  </Movement>
</MovementNotificationExportRequest>
```

## Output Schema: MovementNotificationExport



<http://Sanitel.EAI/SanitelRepository/SanitelServices/MovementNotificationExportSchema>



## Interface EXPAO - ExportPartyOverview

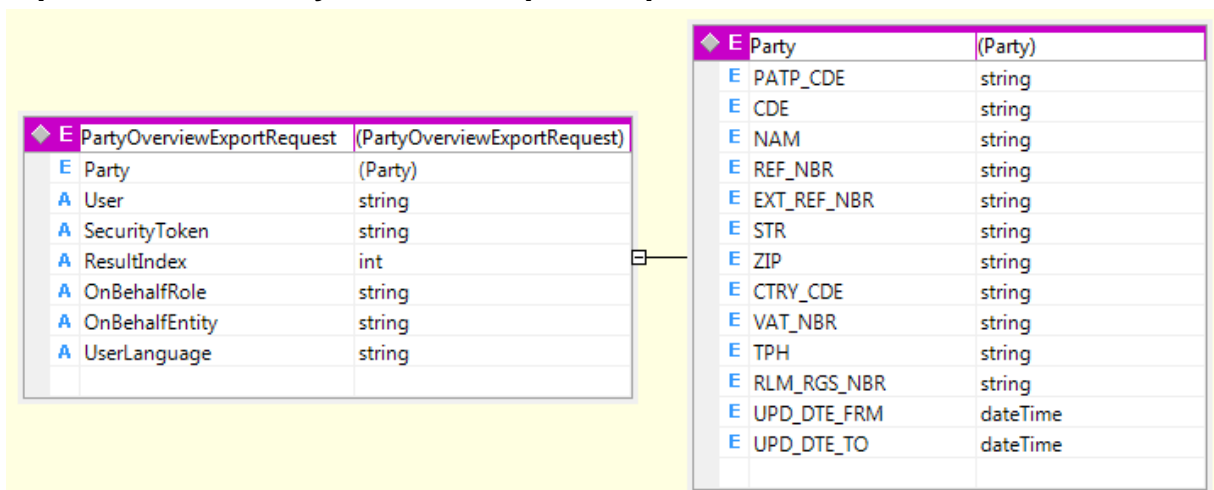
Direction: Export

Purpose: Retrieve a general overview of Parties (Name/Address, Reference Numbers, Contact Data,...)

Layout-Documentation:

[http://qas.sanitrace.be/int/QAS\\_Sanitel\\_ExtInterfacingSvcs/SanitelServices.aspx?op=ExportPartyOverview](http://qas.sanitrace.be/int/QAS_Sanitel_ExtInterfacingSvcs/SanitelServices.aspx?op=ExportPartyOverview)

### Input Schema: PartyOverviewExportRequest



<http://Sanitel.EAI/SanitelRepository/SanitelServices/PartyOverviewExportRequestSchema>

### XML Example(s)

Example EXPAO – 1 – Retrieve transporter “Wuyts” or “Wuits” or whatever WU...

```
<?xml version="1.0" encoding="utf-8"?>
<PartyOverviewExportRequest
  xmlns="http://Sanitel.EAI/SanitelRepository/SanitelServices/PartyOverviewExportRequestSchema"
  User="TESTXML" SecurityToken="N/A" ResultIndex="0">
  <Party>
    <PATP_CDE>TRNS</PATP_CDE>
    <NAM>WU%</NAM>
  </Party>
</PartyOverviewExportRequest>
```

Example EXPAO – 2 – Retrieve all Slaughterhouses

```
<?xml version="1.0" encoding="utf-8"?>
<PartyOverviewExportRequest
  xmlns="http://Sanitel.EAI/SanitelRepository/SanitelServices/PartyOverviewExportRequestSchema"
```

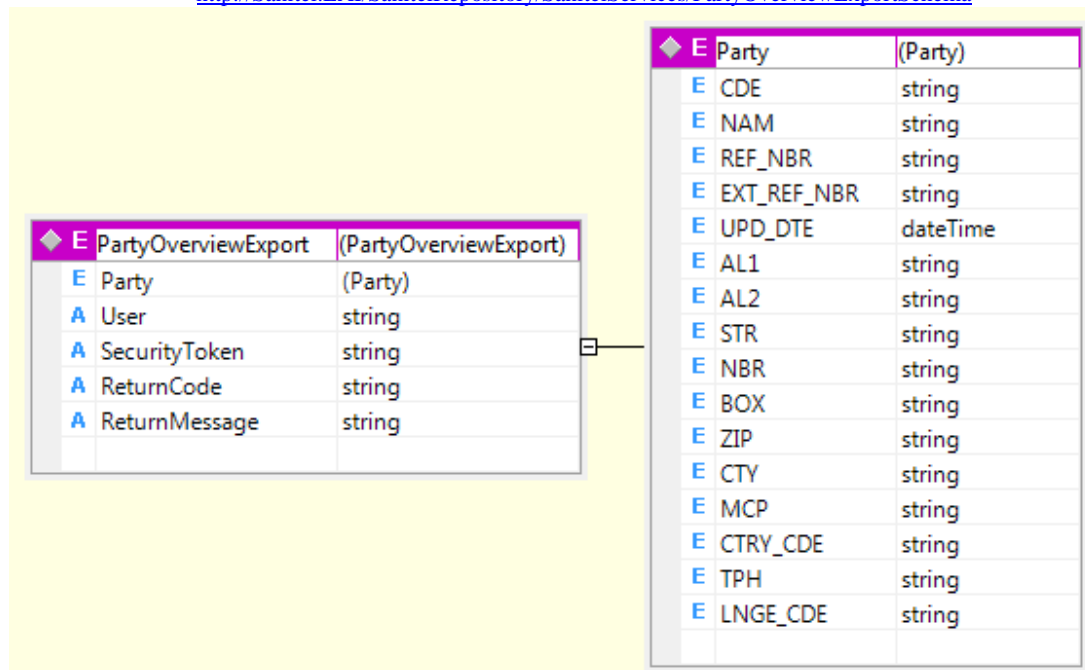
```

User="TESTXML" SecurityToken="N/A" ResultIndex="0">
  <Party>
    <PATP_CDE>SLGHS</PATP_CDE>
  </Party>
</PartyOverviewExportRequest>

```

## Output Schema: PartyOverviewExport

<http://Sanitel.EAI/SanitelRepository/SanitelServices/PartyOverviewExportSchema>



## Interface EXLPO - ExportLiablePartyOverview

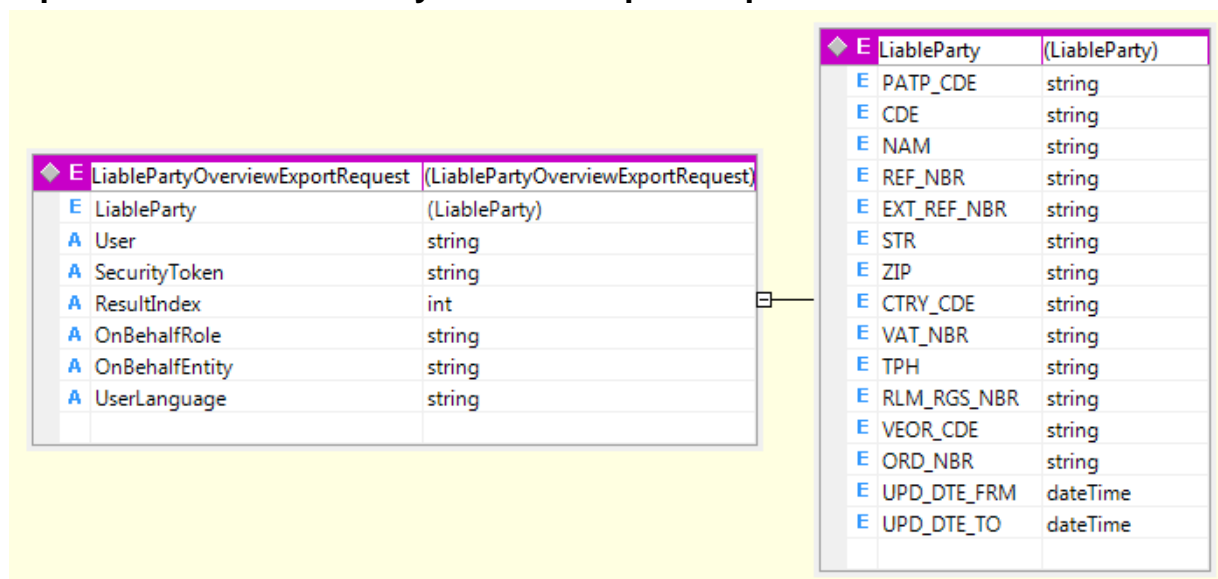
Direction: Export

Purpose: Retrieves a detailed overview of Liable Party information including sensitive information such as names, GSMs, phone numbers,...

Layout-Documentation:

[http://qas.sanitrac.be/int/OAS\\_Sanitel\\_ExtInterfacingSvc/SanitelServices.aspx?op=ExportLiablePartyOverview](http://qas.sanitrac.be/int/OAS_Sanitel_ExtInterfacingSvc/SanitelServices.aspx?op=ExportLiablePartyOverview)

### Input Schema: LiablePartyOverviewExportRequest



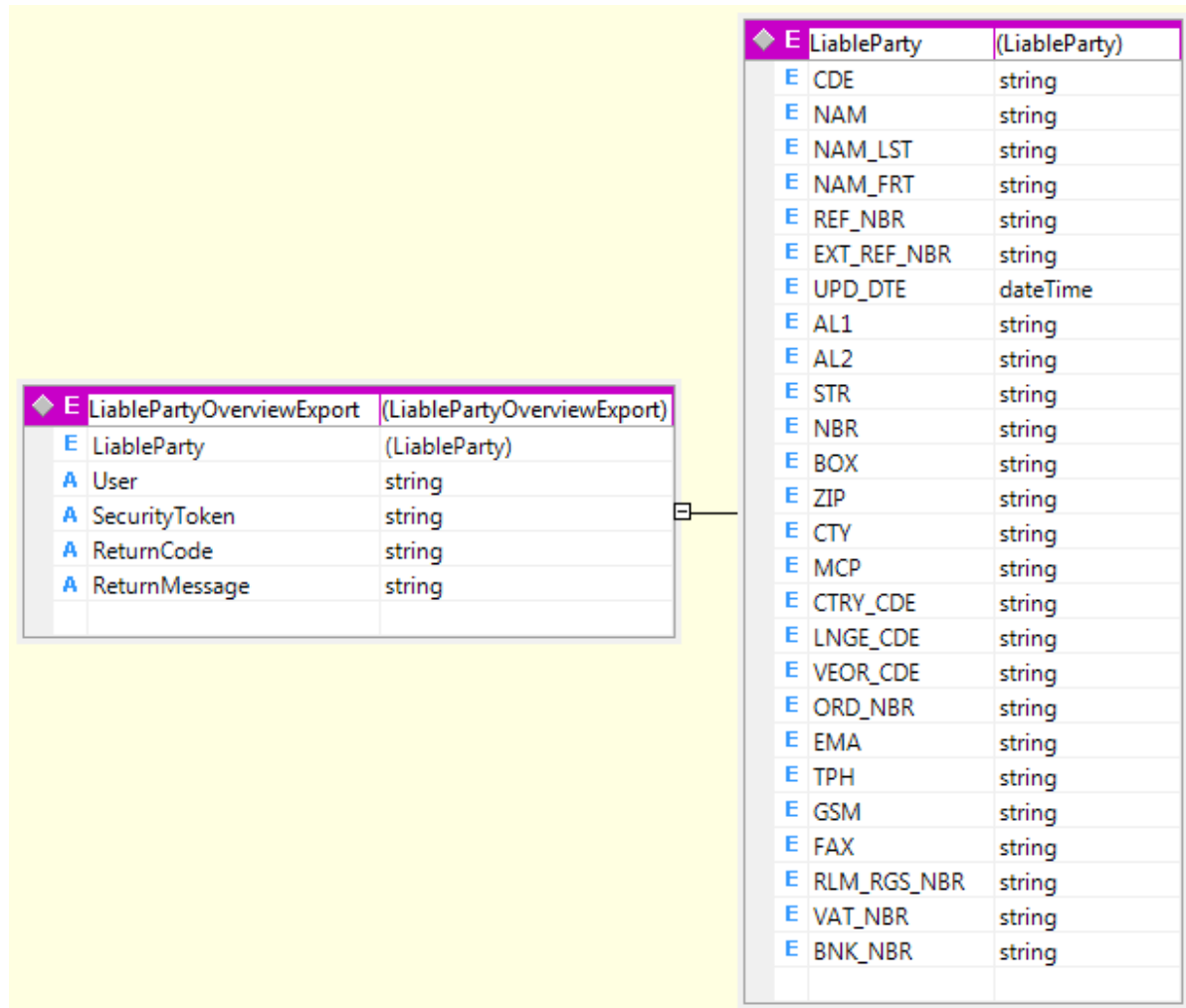
<http://Sanitel.EAI/SanitelRepository/SanitelServices/LiablePartyOverviewExportRequestSchema>

### XML Example(s)

Example EXLPO – 1 – Retrieve detail info on the Dutch speaking veterinary with ordernumber 1257

```
<?xml version="1.0" encoding="utf-8"?>
<LiablePartyOverviewExportRequest
  xmlns="http://Sanitel.EAI/SanitelRepository/SanitelServices/LiablePartyOverviewExportRequestSchema"
  User="TESTXML" SecurityToken="N/A" ResultIndex="0">
  <LiableParty>
    <VEOR_CDE>VL</VEOR_CDE>
    <ORD_NBR>1257</ORD_NBR>
  </LiableParty>
</LiablePartyOverviewExportRequest>
```

## Output Schema: LiablePartyOverviewExport



<http://Sanitel.EAI/SanitelRepository/SanitelServices/LiablePartyOverviewExportSchema>

## Interface EXPUO - ExportProductionUnitOverview

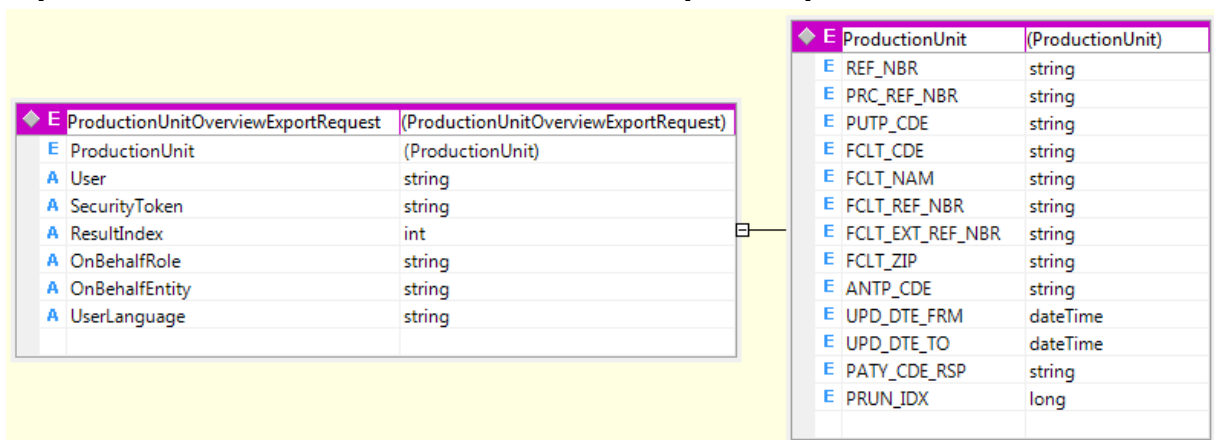
Direction: Export

Purpose: Retrieve a general overview of which exploitation units are used at which facilities / sanitary units

Layout-Documentation:

[http://qas.sanitrac.be/int/OAS\\_Sanitel\\_ExtInterfacingSvcs/SanitelServices.asmx?op=ExportProductionUnitOverview](http://qas.sanitrac.be/int/OAS_Sanitel_ExtInterfacingSvcs/SanitelServices.asmx?op=ExportProductionUnitOverview)

### Input Schema: ProductionUnitOverviewExportRequest



<http://Sanitel.EAI/SanitelRepository/SanitelServices/ProductionUnitOverviewExportRequestSchema>

XML Example(s)

Example EXPUO - 1 – Retrieve all production units of a certain facility

```
<?xml version="1.0" encoding="utf-8"?>
<ProductionUnitOverviewExportRequest
  xmlns="http://Sanitel.EAI/SanitelRepository/SanitelServices/ProductionUnitOverviewExportRequestSchema"
  User="TESTXML" SecurityToken="N/A" ResultIndex="0">
  <ProductionUnit>
    <FCLT_CDE>BE70057407</FCLT_CDE>
  </ProductionUnit>
</ProductionUnitOverviewExportRequest>
```

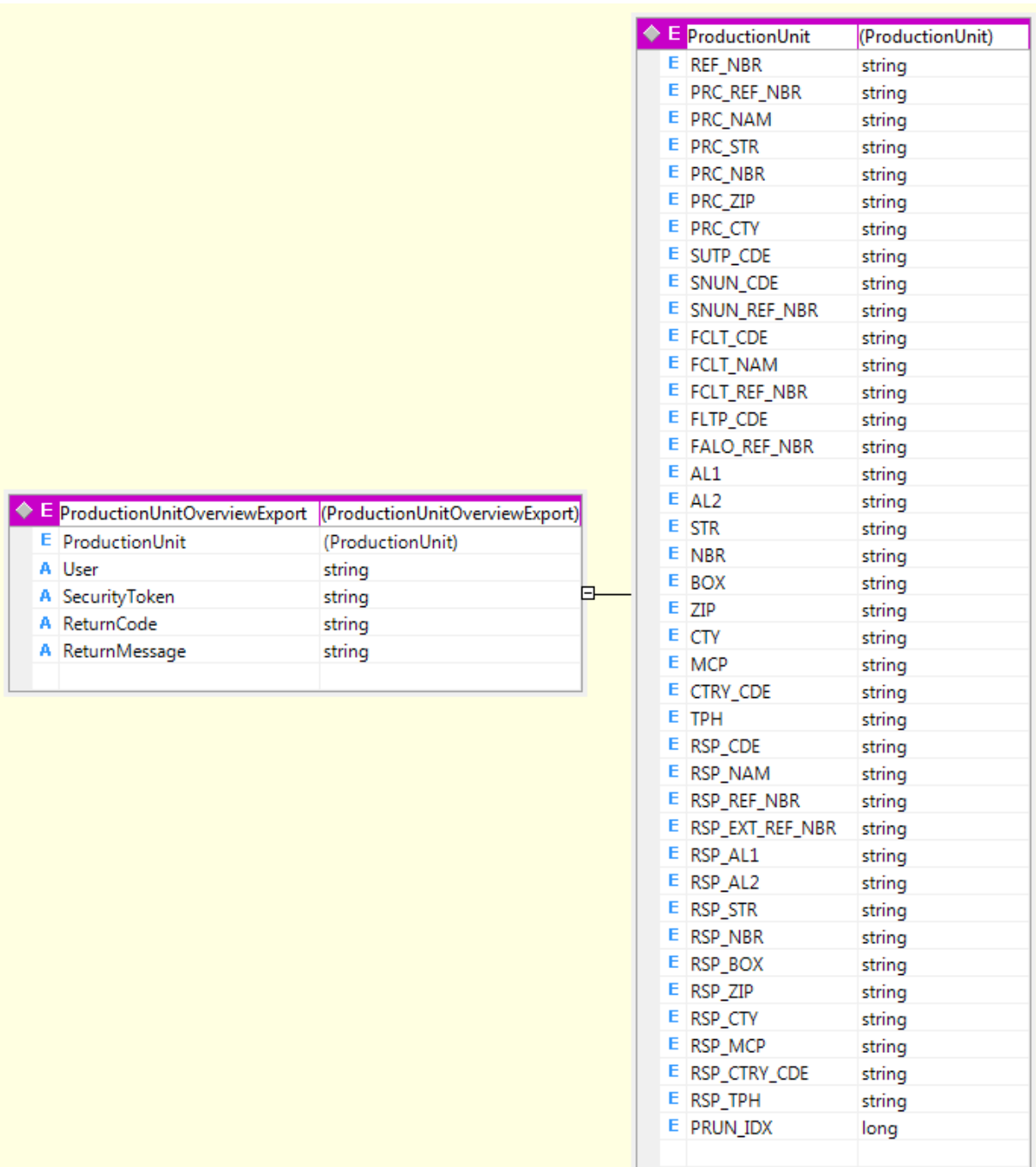
Example EXPUO - 2 – Retrieve the info about a certain production unit

```
<?xml version="1.0" encoding="utf-8"?>
<ProductionUnitOverviewExportRequest
  xmlns="http://Sanitel.EAI/SanitelRepository/SanitelServices/ProductionUnitOverviewExportRequestSchema"
  User="TESTXML" SecurityToken="N/A" ResultIndex="0">
  <ProductionUnit>
    <REF_NBR>7102607960</REF_NBR>
  </ProductionUnit>
</ProductionUnitOverviewExportRequest>
```

### Example EXPUO - 3 – Retrieve the info about all production units changed over a certain period

```
<?xml version="1.0" encoding="utf-8"?>
<ProductionUnitOverviewExportRequest
  xmlns="http://Sanitel.EAI/SanitelRepository/SanitelServices/ProductionUnitOverviewExportRequestSchema"
  User="TESTXML" SecurityToken="N/A" ResultIndex="0">
  <ProductionUnit>
    <UPD_DTE_FRM>2011-11-11T00:00:00</UPD_DTE_FRM>
    <UPD_DTE_TO>2011-11-30T23:59:59</UPD_DTE_TO>
  </ProductionUnit>
</ProductionUnitOverviewExportRequest>
```

## Output Schema: ProductionUnitOverviewExport



<http://Sanitel.EAI/SanitelRepository/SanitelServices/ProductionUnitOverviewExportSchema>

## Interface *EXPU - ExportProductionUnit*

Direction: Export

Purpose: Retrieve all Animal allocations to any old or current production unit of a certain facility including the from and the to of these allocations

Layout-Documentation:

[http://qas.sanitrac.be/int/QAS\\_Sanitel\\_ExtInterfacingSvcs/SanitelServices.aspx?op=ExportProductionUnit](http://qas.sanitrac.be/int/QAS_Sanitel_ExtInterfacingSvcs/SanitelServices.aspx?op=ExportProductionUnit)

### Input Schema: ProductionUnitExportRequest

E ProductionUnitExportRequest (ProductionUnitExportRequest)		E ProductionUnit (ProductionUnit)	
E	ProductionUnit	E	FCLT_CDE
A	User	E	ANTP_CDE
A	SecurityToken	E	PRUN_REF_NBR
A	ResultIndex	E	DTE_FRM
A	OnBehalfRole	E	DTE_TO
A	OnBehalfEntity	E	PRUN_IDX
A	UserLanguage	E	SNUN_CDE

<http://Sanitel.EAI/SanitelRepository/SanitelServices/ProductionUnitOverviewExportRequestSchema>

### XML Example(s)

Example EXPU - 1 – Retrieve all production unit details of a certain facility over a certain period. (Includes all animals that were part of Any Production Unit in this Facility In any period overlapping with the specified period)

```
<?xml version="1.0" encoding="utf-8"?>
<ProductionUnitExportRequest
  xmlns="http://Sanitel.EAI/SanitelRepository/SanitelServices/ProductionUnitExportRequestSchema"
  User="TESTXML" SecurityToken="N/A" ResultIndex="0">
  <ProductionUnit>
    <FCLT_CDE>BE70057407</FCLT_CDE>
    <DTE_FRM>2006-12-01T00:00:00</DTE_FRM>
    <DTE_TO>2007-11-30T23:59:59</DTE_TO>
  </ProductionUnit>
</ProductionUnitExportRequest>
```

Example EXPU - 2 – Retrieve all production unit details of a certain production unit in a certain facility over a certain period (Includes all animals that were part of this Production Unit in any period overlapping with the specified period)

```
<?xml version="1.0" encoding="utf-8"?>
<ProductionUnitExportRequest
  xmlns="http://Sanitel.EAI/SanitelRepository/SanitelServices/ProductionUnitExportRequestSchema"
  User="TESTXML" SecurityToken="N/A" ResultIndex="0">
  <ProductionUnit>
    <FCLT_CDE>BE70057407</FCLT_CDE>
    <PRUN_REF_NBR>123456789</PRUN_REF_NBR>
    <DTE_FRM>2006-12-01T00:00:00</DTE_FRM>
  </ProductionUnit>
</ProductionUnitExportRequest>
```



```

        <DTE_TO>2007-11-30T23:59:59</DTE_TO>
    </ProductionUnit>
</ProductionUnitExportRequest>

```

Example EXPU - 3 – Retrieve all production unit details of a certain production unit over a certain period (Includes all animals that were part of this Production Unit in any period overlapping with the specified period) – As the production unit is part of a facility this is more or less equivalent to 2

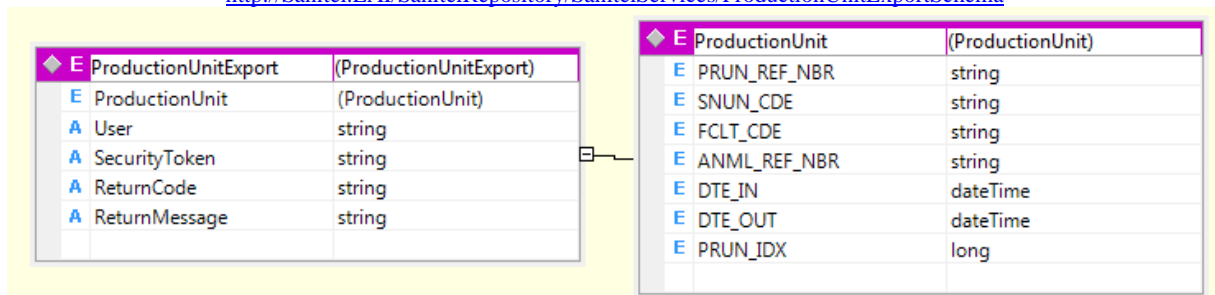
```

<?xml version="1.0" encoding="utf-8"?>
<ProductionUnitExportRequest
  xmlns="http://Sanitel.EAI/SanitelRepository/SanitelServices/ProductionUnitExportRequestSchema"
  User="TESTXML" SecurityToken="N/A" ResultIndex="0">
  <ProductionUnit>
    <PRUN_REF_NBR>123456789</PRUN_REF_NBR>
    <DTE_FRM>2006-12-01T00:00:00</DTE_FRM>
    <DTE_TO>2007-11-30T23:59:59</DTE_TO>
  </ProductionUnit>
</ProductionUnitExportRequest>

```

## Output Schema: ProductionUnitExport

<http://Sanitel.EAI/SanitelRepository/SanitelServices/ProductionUnitExportSchema>



## Interface EXSU - ExportSanitaryUnit

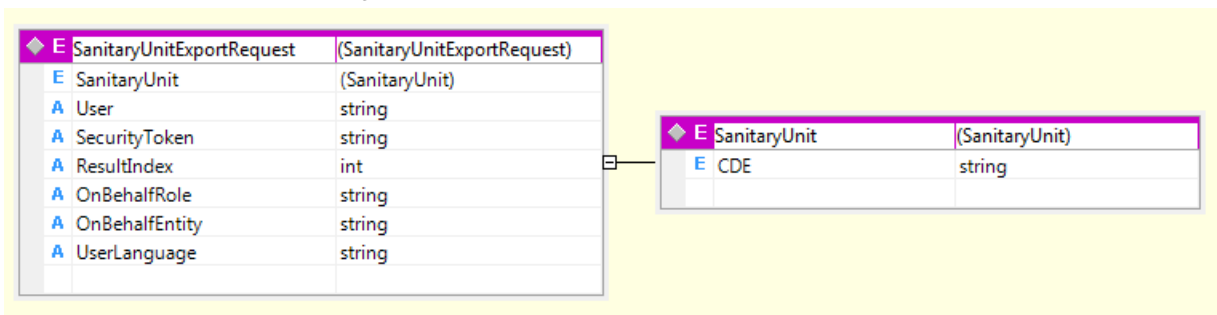
Direction: Export

Purpose: Retrieve detailed info about a sanitary unit (Location, Address, Sanitary Characteristics, Involved Parties, Production Unit Info, Marking Inventory, Capacity, Population Inventory, Risk Information, History Information...)

Layout-Documentation:

[http://qas.sanitrace.be/int/QAS\\_Sanitel\\_ExtInterfacingSvcs/SanitelServices.aspx?op=ExportSanitaryUnit](http://qas.sanitrace.be/int/QAS_Sanitel_ExtInterfacingSvcs/SanitelServices.aspx?op=ExportSanitaryUnit)

### Input Schema: SanitaryUnitExportRequest



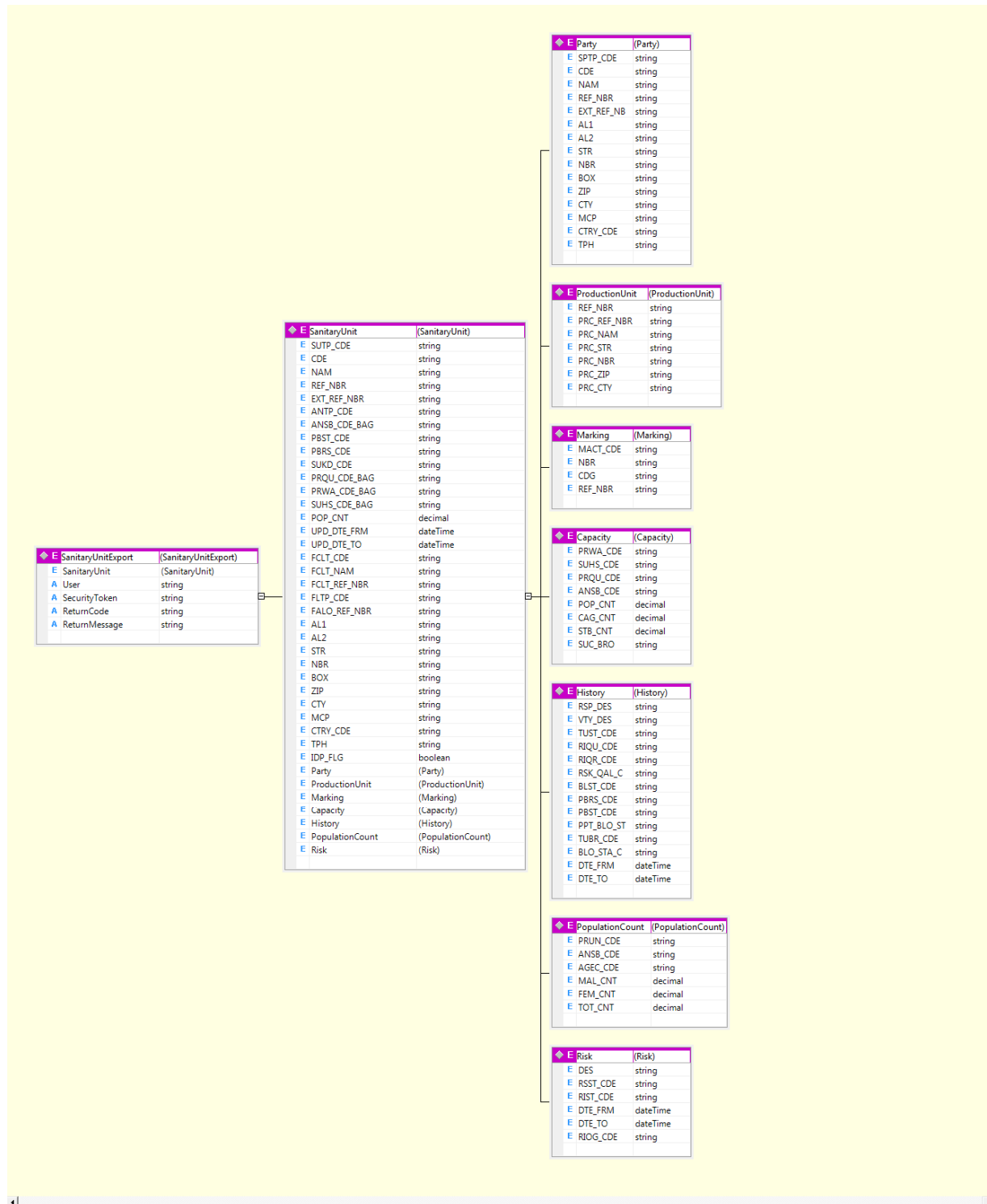
<http://Sanitel.EAI/SanitelRepository/SanitelServices/SanitaryUnitExportRequestSchema>

### XML Example(s)

Example EXSU-1 – Retrieve detailed information of a sanitary unit

```
<?xml version="1.0" encoding="utf-8"?>
<SanitaryUnitExportRequest
  xmlns="http://Sanitel.EAI/SanitelRepository/SanitelServices/SanitaryUnitExportRequestSchema"
  User="TESTXML" SecurityToken="N/A">
  <SanitaryUnit>
    <CDE>BE12345678-0101</CDE>
  </SanitaryUnit>
</SanitaryUnitExportRequest>
```

## Output Schema: SanitaryUnitExport



<http://Sanitel.EAI/SanitelRepository/SanitelServices/SanitaryUnitExportSchema>

## Interface EXSUO - ExportSanitaryUnitOverview

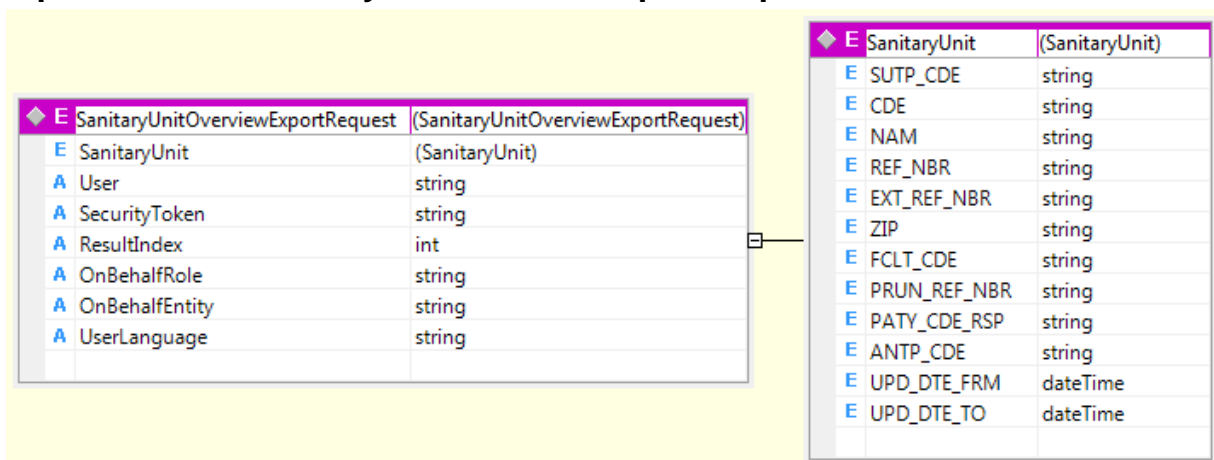
Direction: Export

Purpose: Retrieve a general overview of sanitary units and their key characteristics

Layout-Documentation:

[http://qas.sanitrac.be/int/QAS\\_Sanitel\\_ExtInterfacingSvcs/SanitelServices.aspx?op=ExportSanitaryUnitOverview](http://qas.sanitrac.be/int/QAS_Sanitel_ExtInterfacingSvcs/SanitelServices.aspx?op=ExportSanitaryUnitOverview)

### Input Schema: SanitaryUnitOverviewExportRequest



<http://Sanitel.EAI/SanitelRepository/SanitelServices/SanitaryUnitOverviewExportRequestSchema>

### XML Example(s)

Example EXSUO-1 – Retrieve all sanitary units of a certain facility

```
<?xml version="1.0" encoding="utf-8"?>
<SanitaryUnitOverviewExportRequest
  xmlns="http://Sanitel.EAI/SanitelRepository/SanitelServices/SanitaryUnitOverviewExportRequestSchema"
  User="TESTXML" SecurityToken="N/A" ResultIndex="0">
  <SanitaryUnit>
    <FCLT_CDE>BE70057407</FCLT_CDE>
  </SanitaryUnit>
</SanitaryUnitOverviewExportRequest>
```

## **Output Schema: SanitaryUnitOverviewExport**

SanitaryUnitOverviewExport (SanitaryUnitOverviewExport)	
E	SanitaryUnit (SanitaryUnit)
A	User string
A	SecurityToken string
A	ReturnCode string
A	ReturnMessage string

SanitaryUnit (SanitaryUnit)	
E	SUTP_CDE string
E	CDE string
E	NAM string
E	REF_NBR string
E	EXT_REF_NBR string
E	ANTP_CDE string
E	ANSB_CDE_BAG string
E	PBST_CDE string
E	PBRN_CDE string
E	SUKD_CDE string
E	PRQU_CDE_BAG string
E	PRWA_CDE_BAG string
E	SUHS_CDE_BAG string
E	POP_CNT decimal
E	UPD_DTE dateTime
E	FCLT_CDE string
E	FCLT_NAM string
E	FCLT_REF_NBR string
E	FCLT_EXT_REF_NBR string
E	FLTP_CDE string
E	FALO_REF_NBR string
E	AL1 string
E	AL2 string
E	STR string
E	NBR string
E	BOX string
E	ZIP string
E	CTY string
E	MCP string
E	CTRY_CDE string
E	TPH string
E	RSP_CDE string
E	RSP_NAM string
E	RSP_REF_NBR string
E	RSP_EXT_REF_NBR string
E	RSP_AL1 string
E	RSP_AL2 string
E	RSP_STR string
E	RSP_NBR string
E	RSP_BOX string
E	RSP_ZIP string
E	RSP_CTY string
E	RSP_MCP string
E	RSP_CTRY_CDE string
E	RSP_TPH string
E	TUST_CDE string
E	GEO_LAT decimal
E	GEO_LON decimal
E	GEO_X decimal
E	GEO_Y decimal
E	GXYS_CDE string
E	GEO_STR_LTH decimal
E	GEO_PLG_DEF string
E	GIS_REF string
E	BEG_DTE dateTime
E	END_DTE dateTime
E	IDP_FLG boolean

<http://Sanitel.EAI/SanitelRepository/SanitelServices/SanitaryUnitOverviewExportSchema>

## Interface EXAGR - ExportAgreementOverview

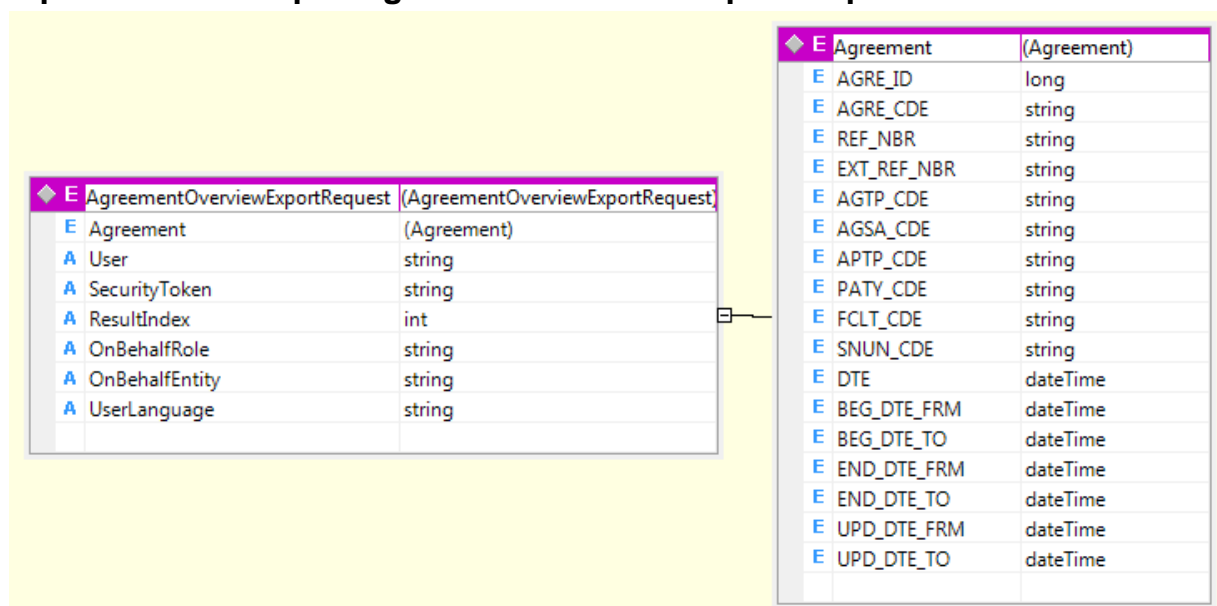
Direction: Export

Purpose: Export Agreement Information

Layout-Documentation:

[http://qas.sanitrace.be/int/QAS\\_Sanitel\\_ExtInterfacingSvcs/SanitelServices.aspx?op=ExportAgreementOverview](http://qas.sanitrace.be/int/QAS_Sanitel_ExtInterfacingSvcs/SanitelServices.aspx?op=ExportAgreementOverview)

### Input Schema: ExportAgreementOverviewExportRequest



<http://Sanitel.EAI/SanitelRepository/SanitelServices/ExportAgreementOverviewExportRequestSchema>

### XML Example(s)

Example EXAGR-1 – Retrieve all agreements of a certain party

```
<?xml version="1.0" encoding="utf-8"?>
<AgreementOverviewExportRequest
  xmlns="http://Sanitel.EAI/SanitelRepository/SanitelServices/AgreementOverviewExportRequestSchema"
  User="TESTXML" SecurityToken="N/A" ResultIndex="0">
  <Agreement>
    <SNUN_CDE>BE10014458-0101</SNUN_CDE>
  </Agreement>
</AgreementOverviewExportRequest>
```

Example EXAGR2 – Has a certain sanitary unit a Read-Agreement contract with VRV on Aug. 16?

```
<?xml version="1.0" encoding="utf-8"?>
<AgreementOverviewExportRequest
```

```

xmlns="http://Sanitel.EAI/SanitelRepository/SanitelServices/AgreementOverviewExportRequestSchema"
User="TESTXML" SecurityToken="N/A" ResultIndex="0">
  <Agreement>
    <AGTP_CDE>RAFI</AGTP_CDE>
    <SNUN_CDE>BE10116560-0101</SNUN_CDE>
    <PATY_CDE>BE42001730</PATY_CDE>
    <APTP_CDE>AVPA</APTP_CDE>
    <DTE>2008-08-18T00:00:00</DTE>
  </Agreement>
</AgreementOverviewExportRequest>

```

### Example EXAGR3 – Who are the responsible Veterinaries for a number of Sanitary Units?

```

<?xml version="1.0" encoding="utf-8"?>
<AgreementOverviewExportRequest
xmlns="http://Sanitel.EAI/SanitelRepository/SanitelServices/AgreementOverviewExportRequestSchema"
User="TESTXML" SecurityToken="N/A" ResultIndex="0">
  <Agreement>
    <SNUN_CDE>BE50060010-0101</SNUN_CDE>
    <AGTP_CDE>VETA</AGTP_CDE>
  </Agreement>
  <Agreement>
    <SNUN_CDE>BE10014458-0101</SNUN_CDE>
    <AGTP_CDE>VETA</AGTP_CDE>
  </Agreement>
</AgreementOverviewExportRequest>

```

### Output Schema: ExportAgreementOverview

Element Name	Local Name	Data Type
AgreementOverviewExport	(AgreementOverviewExport)	Complex Type
Agreement	(Agreement)	Complex Type
User		string
SecurityToken		string
ReturnCode		string
ReturnMessage		string
AGRE_ID		long
AGRE_CDE		string
AGTP_CDE		string
AGSA_CDE		string
BEG_DTE		dateTime
END_DTE		dateTime
REF_NBR_BEG		string
REF_NBR_END		string
EXT_REF_NBR_BEG		string
EXT_REF_NBR_END		string
APTP_CDE1		string
PATY_CDE1		string
PATY_NAM1		string
APTP_CDE2		string
PATY_CDE2		string
PATY_NAM2		string
UPD_DTE		dateTime
FCLT_CDE		string
FCLT_NAM		string
FCLT_STR		string
FCLT_NBR		string
FCLT_ZIP		string
FCLT_CTY		string

<http://Sanitel.EAI/SanitelRepository/SanitelServices/ExportAgreementOverviewExportSchema>



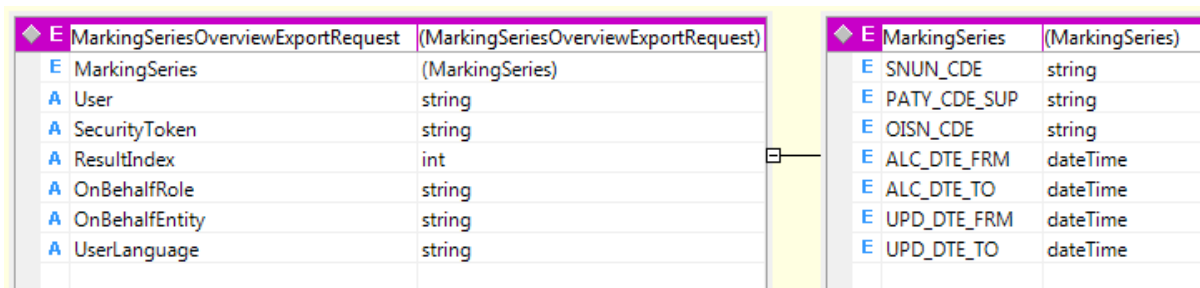
## Interface EXMS - ExportMarkingSeriesOverview

Direction: Export

Purpose: Export Marking Series Overview

Layout-Documentation: [http://qas.sanitrac.be/int/QAS\\_Sanitel\\_ExtInterfacingSvcs/SanitelServices.aspx?op=ExportMarkingSeriesOverview](http://qas.sanitrac.be/int/QAS_Sanitel_ExtInterfacingSvcs/SanitelServices.aspx?op=ExportMarkingSeriesOverview)

### Input Schema: MarkingSeriesOverviewExportRequest



<http://Sanitel.EAI/SanitelRepository/SanitelServices/ExportMarkingSeriesOverviewExportRequestSchema>

### XML Example(s)

Example EXMS-1 – Retrieve all marking series of allocated over a certain period

```
<?xml version="1.0" encoding="utf-8"?>
<MarkingSeriesOverviewExportRequest
  xmlns="http://Sanitel.EAI/SanitelRepository/SanitelServices/MarkingSeriesOverviewExportRequestSchema"
  User="TESTXML" SecurityToken="N/A">
  <MarkingSeries>
    <ALC_DTE_FRM>2008-10-20T00:00:00</ALC_DTE_FRM>
    <ALC_DTE_TO>2008-11-03T00:00:00</ALC_DTE_TO>
  </MarkingSeries>
</MarkingSeriesOverviewExportRequest>
```

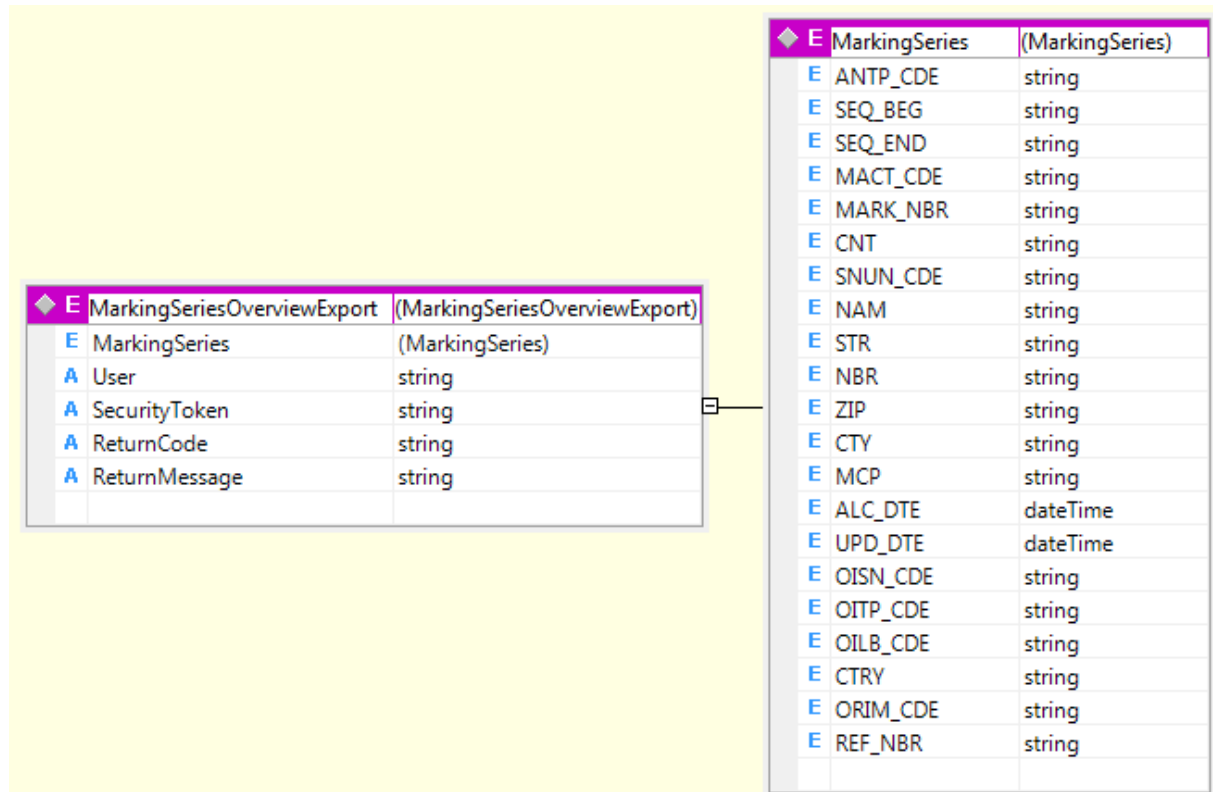
Example EXMS-2 – Retrieve all Bovines Prime Earmark (BOVM) marking series allocated to a certain sanitary unit

```
<?xml version="1.0" encoding="utf-8"?>
<MarkingSeriesOverviewExportRequest
  xmlns="http://Sanitel.EAI/SanitelRepository/SanitelServices/MarkingSeriesOverviewExportRequestSchema"
  User="TESTXML" SecurityToken="N/A">
  <MarkingSeries>
    <SNUN_CDE>BE30052674-0101</SNUN_CDE>
    <OISN_CDE>BOVM</OISN_CDE>
  </MarkingSeries>
</MarkingSeriesOverviewExportRequest>
```

Example EXMS-3 – Retrieve all Bovines Slaughtering Earmark (BOVM) marking series allocated to a certain sanitary unit

```
<?xml version="1.0" encoding="utf-8"?>
<MarkingSeriesOverviewExportRequest
  xmlns="http://Sanitel.EAI/SanitelRepository/SanitelServices/MarkingSeriesOverviewExportRequestSchema"
  User="TESTXML" SecurityToken="N/A">
  <MarkingSeries>
    <SNUN_CDE>BE30052674-0101</SNUN_CDE>
    <OISN_CDE>BOVSL</OISN_CDE>
  </MarkingSeries>
</MarkingSeriesOverviewExportRequest>
```

### Output Schema: MarkingSeriesOverviewExport



<http://Sanitel.EAI/SanitelRepository/SanitelServices/ExportMarkingSeriesOverviewExportSchema>

## Interface EXRNO - ExportRetaggingNotificationOverview

Direction: Export

Purpose: Export Retagging Notification Overview

Layout-Documentation: [http://qas.sanitrac.be/int/QAS\\_Sanitel\\_ExtInterfacingSvcs/SanitelServices.aspx?op=ExportRetaggingNotificationOverview](http://qas.sanitrac.be/int/QAS_Sanitel_ExtInterfacingSvcs/SanitelServices.aspx?op=ExportRetaggingNotificationOverview)

### Input Schema: RetaggingNotificationOverviewExportRequest

RetaggingNotificationOverviewExportRequest (RetaggingNotificationOverviewExportRequest)	
E RetaggingNotification	(RetaggingNotification)
A User	string
A SecurityToken	string
A ResultIndex	int
A OnBehalfRole	string
A OnBehalfEntity	string
A UserLanguage	string

RetaggingNotification (RetaggingNotification)	
E NOTF_ID	long
E NOTP_CDE	string
E NOKD_CDE	string
E NOST_CDE	string
E OCR_DTE_FRM	dateTime
E OCR_DTE_TO	dateTime
E REF_NBR	string
E PATY_CDE	string
E FCLT_CDE	string
E SNUN_CDE	string
E ANML_CDE	string
E DTE_FRM	dateTime
E DTE_TO	dateTime

<http://Sanitel.EAI/SanitelRepository/SanitelServices/ExportRetaggingNotificationOverviewExportRequestSchema>

### XML Example(s)

Example EXRNO-1 – Retrieve all retaggings of the last 3 days

```
<?xml version="1.0" encoding="utf-8"?>
<RetaggingNotificationOverviewExportRequest
  xmlns="http://Sanitel.EAI/SanitelRepository/SanitelServices/RetaggingNotificationOverviewExportRequestSchema"
  User="TESTXML" SecurityToken="N/A">
  <RetaggingNotification>
    <NOTP_CDE>RETAG</NOTP_CDE>
    <OCR_DTE_FRM>2008-10-27T00:00:00</OCR_DTE_FRM>
    <OCR_DTE_TO>2008-10-28T00:00:00</OCR_DTE_TO>
  </RetaggingNotification>
</RetaggingNotificationOverviewExportRequest>
```

Example EXRNO-2 – Retrieve all retags a certain sanitary unit did in the last year

```
<?xml version="1.0" encoding="utf-8"?>
<RetaggingNotificationOverviewExportRequest
  xmlns="http://Sanitel.EAI/SanitelRepository/SanitelServices/RetaggingNotificationOverviewExportRequestSchema"
  User="TESTXML" SecurityToken="N/A">
  <RetaggingNotification>
```

```

<NOTP_CDE>RETAG</NOTP_CDE>
<OCR_DTE_FRM>2008-01-01T00:00:00</OCR_DTE_FRM>
<OCR_DTE_TO>2008-10-29T00:00:00</OCR_DTE_TO>
<SNUN_CDE>BE40078272-0101</SNUN_CDE>
</RetaggingNotification>
</RetaggingNotificationOverviewExportRequest>

```

## Output Schema: RetaggingNotificationOverviewExport

RetaggingNotificationOverviewExport (RetaggingNotificationOverviewExport)	
E	RetaggingNotification (RetaggingNotification)
A	User string
A	SecurityToken string
A	ReturnCode string
A	ReturnMessage string

RetaggingNotification (RetaggingNotification)	
E	NOTF_ID long
E	NOTP_CDE string
E	NOKD_CDE string
E	NOST_CDE string
E	OCR_DTE dateTime
E	REF_NBR string
E	ANTP_CDE string
E	PATY_CDE string
E	FCLT_CDE string
E	SNUN_CDE string
E	ANML_CDE string
E	ORIM_CDE string
E	OITP_CDE string
E	OILB_CDE string
E	MRK_VRS_NBR string
E	TWO_MRK_FLG boolean
E	PATY_CDE_DLV string
E	PATY_CDE_FAC string
E	NAM string
E	STR string
E	NBR string
E	ZIP string
E	CTY string
E	MCP string
E	NAM_DLV string
E	STR_DLV string
E	NBR_DLV string
E	ZIP_DLV string
E	CTY-DLV string
E	MCP_DLV string
E	NAM_FAC string
E	STR_FAC string
E	NBR_FAC string
E	ZIP_FAC string
E	CTY_FAC string
E	MCP_FAC string
E	CTRY string
E	CTRY_DLV string
E	CTRY_FAC string
E	ANML_MACT_CDE string
E	ANML_MRK_NBR string
E	ANML_MRK_CDG string
E	CNT string

<http://Sanitel.EAI/SanitelRepository/SanitelServices/ExportRetaggingNotificationOverviewExportSchema>

## Interface EXWMA - ExportWaterManureAllocation

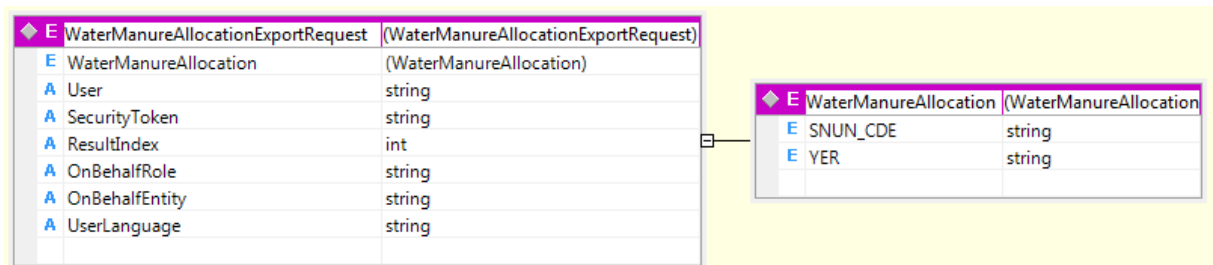
Direction: Export

Purpose: Export Water Manure Allocation so that Water and Manure production

Layout-Documentation:

[http://qas.sanitrac.be/int/QAS\\_Sanitel\\_ExtInterfacingSvcs/SanitelServices.aspx?op=ExportWaterManureAllocation](http://qas.sanitrac.be/int/QAS_Sanitel_ExtInterfacingSvcs/SanitelServices.aspx?op=ExportWaterManureAllocation)

### Input Schema: WaterManureAllocationOverviewExportRequest



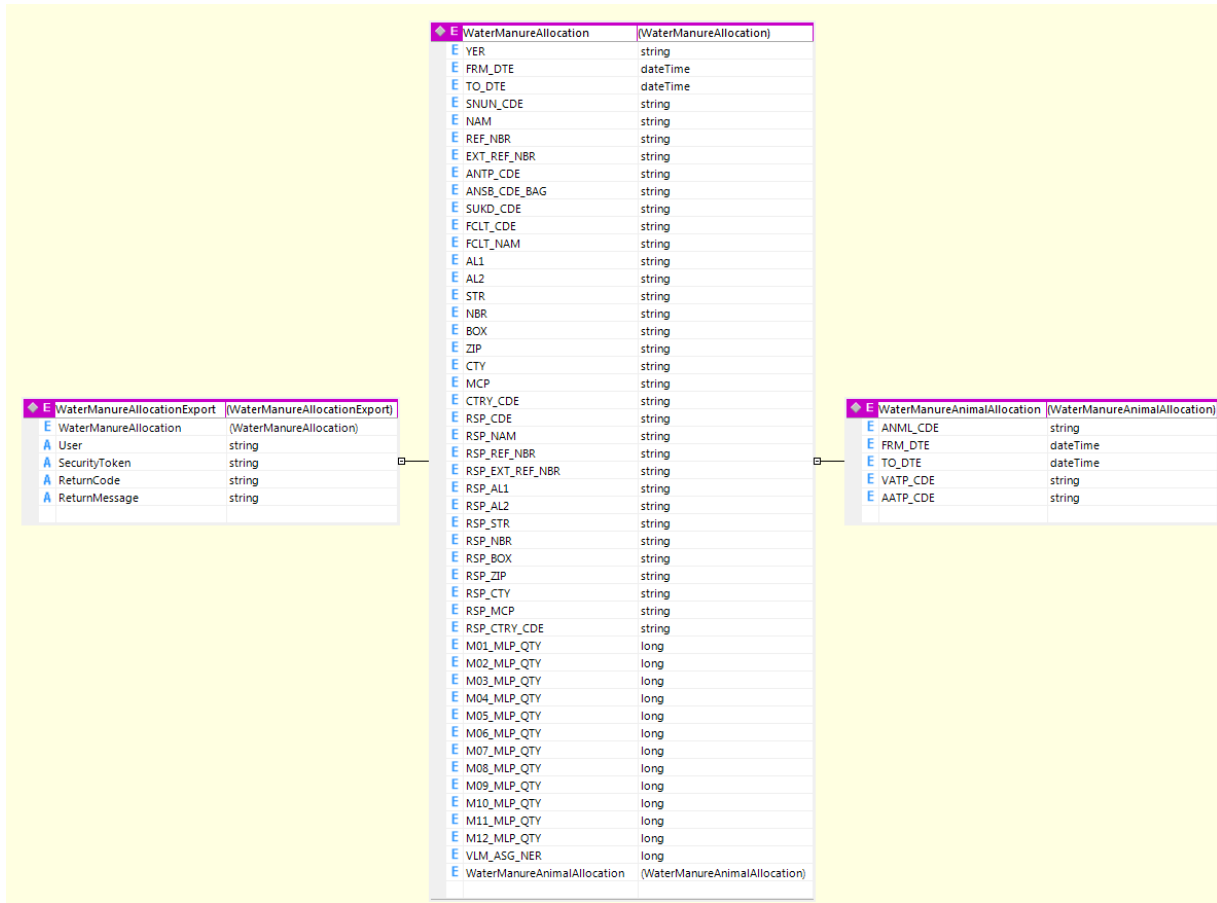
<http://Sanitel.EAI/SanitelRepository/SanitelServices/WaterManureAllocationExportRequest>

### XML Example(s)

Example EXWMA-1 – Retrieve the water and manure allocations for a number of Sanitary Units

```
<?xml version="1.0" encoding="utf-8"?>
<WaterManureAllocationExportRequest
  xmlns="http://Sanitel.EAI/SanitelRepository/SanitelServices/WaterManureAllocationExportRequestSchema"
  User="TESTXML" SecurityToken="N/A">
  <WaterManureAllocation>
    <SNUN_CDE>BE10027282-0101</SNUN_CDE>
    <YER>2008</YER>
  </WaterManureAllocation>
  <WaterManureAllocation>
    <SNUN_CDE>BE10097159-0101</SNUN_CDE>
    <YER>2008</YER>
  </WaterManureAllocation>
</WaterManureAllocationExportRequest>
```

## Output Schema: WaterManureAllocationOverview



<http://Sanitel.EAI/SanitelRepository/SanitelServices/ExportWaterManureAllocationOverviewExportSchema>

It is out of the scope of this document to discuss how to calculate Water/Manure information based on this information. Please consult the dedicated Water and Manure calculations user manual.

## Interface IMAN - ImportAnimalNotification

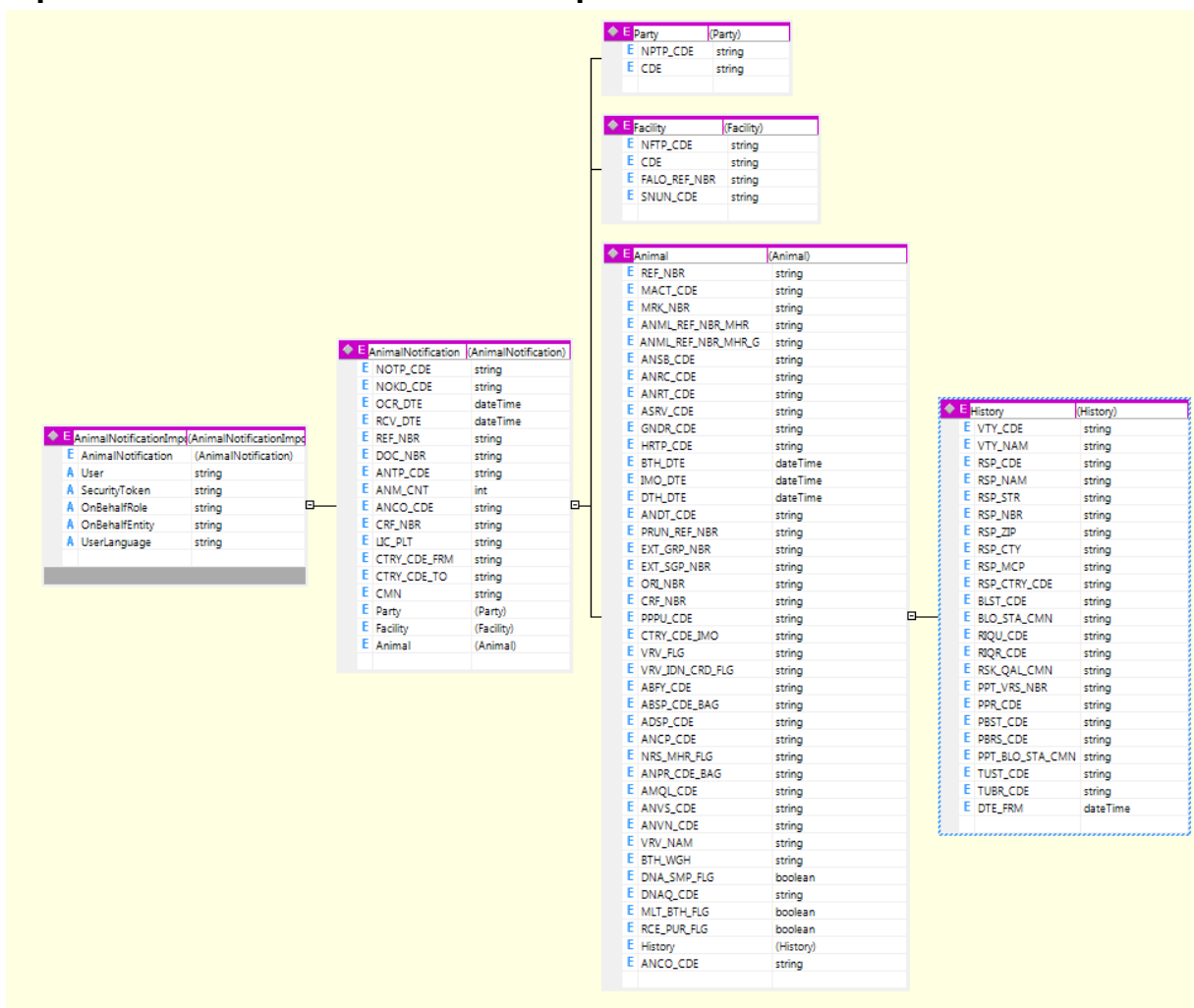
Direction: Import

Purpose: Submit births or import records

Layout-Documentation:

[http://qas.sanitrace.be/int/QAS\\_Sanitel\\_ExtInterfacingSvc/SanitelServices.aspx?op=ImportAnimalNotification](http://qas.sanitrace.be/int/QAS_Sanitel_ExtInterfacingSvc/SanitelServices.aspx?op=ImportAnimalNotification)

### Input Schema: AnimalNotificationImport



<http://Sanitel.EAI/SanitelRepository/SanitelServices/AnimalNotificationImportSchema>

## XML Example(s)

### Birth Notification

```
<?xml version="1.0" encoding="utf-8"?>
```

```

<AnimalNotificationImport
xmlns="http://Sanitel.EAI/SanitelRepository/SanitelServices/AnimalNotificationImportSchema" User="TESTXML"
SecurityToken="N/A">
  <AnimalNotification>
    <NOTP_CDE>ARBTH</NOTP_CDE>
    <RCV_DTE>0001-01-01T00:00:00</RCV_DTE>
    <ANTP_CDE>BOV</ANTP_CDE>
    <ANM_CNT>1</ANM_CNT>
    <ANCO_CDE>ALIVE</ANCO_CDE>
    <Party>
      <NPTP_CDE>RSP</NPTP_CDE>
      <CDE>BE400004313</CDE>
    </Party>
    <Facility>
      <NFTP_CDE>DST</NFTP_CDE>
      <CDE>BE40006931</CDE>
      <SNUN_CDE>BE40006931-0101</SNUN_CDE>
    </Facility>
    <Animal>
      <REF_NBR>BE43332498</REF_NBR>
      <MACT_CDE>BE</MACT_CDE>
      <MRK_NBR>43332498</MRK_NBR>
      <ANML_REF_NBR_MHR>BE43033242</ANML_REF_NBR_MHR>
      <ANSB_CDE>BOV</ANSB_CDE>
      <ANRT_CDE>MILK</ANRT_CDE>
      <ASRV_CDE>LIV</ASRV_CDE>
      <GNDR_CDE>MAL</GNDR_CDE>
      <HRTP_CDE>WR</HRTP_CDE>
      <BTH_DTE>2008-10-30T00:00:00</BTH_DTE>
      <PPPU_CDE>URG</PPPU_CDE>
      <VRV_FLG>true</VRV_FLG>
      <VRV_IDN_CRD_FLG>true</VRV_IDN_CRD_FLG>
      <ABFY_CDE>LBFY</ABFY_CDE>
      <ADSP_CDE>EASY</ADSP_CDE>
      <ANCP_CDE>NRM</ANCP_CDE>
      <NRS_MHR_FLG>true</NRS_MHR_FLG>
      <ANVS_CDE>NONE</ANVS_CDE>
      <BTH_WGH>23</BTH_WGH>
      <DNA_SMP_FLG>false</DNA_SMP_FLG>
      <MLT_BTH_FLG>false</MLT_BTH_FLG>
      <RCE_PUR_FLG>false</RCE_PUR_FLG>
    </Animal>
  </AnimalNotification>
</AnimalNotificationImport>

```

Dead born calf notification – not marked

```

<?xml version="1.0" encoding="utf-8"?>
<AnimalNotificationImport
xmlns="http://Sanitel.EAI/SanitelRepository/SanitelServices/AnimalNotificationImportSchema" User="TESTXML"
SecurityToken="N/A">
  <AnimalNotification>
    <NOTP_CDE>ARBTH</NOTP_CDE>
    <RCV_DTE>0001-01-01T00:00:00</RCV_DTE>
    <ANTP_CDE>BOV</ANTP_CDE>
    <ANM_CNT>1</ANM_CNT>
    <ANCO_CDE>DDNOT</ANCO_CDE>
    <Party>
      <NPTP_CDE>RSP</NPTP_CDE>
      <CDE>BE400223090</CDE>
    </Party>
    <Facility>
      <NFTP_CDE>DST</NFTP_CDE>
      <CDE>BE40096025</CDE>
      <SNUN_CDE>BE40096025-0101</SNUN_CDE>
    </Facility>
    <Animal>
      <ANML_REF_NBR_MHR>BE43281842</ANML_REF_NBR_MHR>
    </Animal>
  </AnimalNotification>
</AnimalNotificationImport>

```



```

        <ANSB_CDE>BOV</ANSB_CDE>
        <BTH_DTE>2008-10-29T00:00:00</BTH_DTE>
        <DTH_DTE>2008-10-29T00:00:00</DTH_DTE>
        <PPPU_CDE>NO</PPPU_CDE>
        <VRV_FLG>>false</VRV_FLG>
        <VRV_IDN_CRD_FLG>>false</VRV_IDN_CRD_FLG>
        <NRS_MHR_FLG>>true</NRS_MHR_FLG>
        <ANVS_CDE>NONE</ANVS_CDE>
        <BTH_WGH>0</BTH_WGH>
        <DNA_SMP_FLG>>false</DNA_SMP_FLG>
        <MLT_BTH_FLG>>false</MLT_BTH_FLG>
        <RCE_PUR_FLG>>false</RCE_PUR_FLG>
    </Animal>
</AnimalNotification>
</AnimalNotificationImport>

```

*Dead born calf notification –marked*

```

<?xml version="1.0" encoding="utf-8"?>
<AnimalNotificationImport
xmlns="http://Sanitel.EAI/SanitelRepository/SanitelServices/AnimalNotificationImportSchema" User="TESTXML"
SecurityToken="N/A">
    <AnimalNotification>
        <NOTP_CDE>ARBTH</NOTP_CDE>
        <RCV_DTE>0001-01-01T00:00:00</RCV_DTE>
        <ANTP_CDE>BOV</ANTP_CDE>
        <ANM_CNT>1</ANM_CNT>
        <ANCO_CDE>DDMKD</ANCO_CDE>
        <Party>
            <NPTP_CDE>RSP</NPTP_CDE>
            <CDE>BE402979302</CDE>
        </Party>
        <Facility>
            <NFTP_CDE>DST</NFTP_CDE>
            <CDE>BE40141489</CDE>
            <SNUN_CDE>BE40141489-0101</SNUN_CDE>
        </Facility>
        <Animal>
            <REF_NBR>BE48600665</REF_NBR>
            <MACT_CDE>BE</MACT_CDE>
            <MRK_NBR>48600665</MRK_NBR>
            <ANML_REF_NBR_MHR>DE 0346949849 3</ANML_REF_NBR_MHR>
            <ANSB_CDE>BOV</ANSB_CDE>
            <ANRT_CDE>MILK</ANRT_CDE>
            <ASRV_CDE>LIV</ASRV_CDE>
            <GNDR_CDE>MAL</GNDR_CDE>
            <HRTP_CDE>R</HRTP_CDE>
            <BTH_DTE>2008-10-26T00:00:00</BTH_DTE>
            <DTH_DTE>2008-10-26T00:00:00</DTH_DTE>
            <PPPU_CDE>NRM</PPPU_CDE>
            <VRV_FLG>>true</VRV_FLG>
            <VRV_IDN_CRD_FLG>true</VRV_IDN_CRD_FLG>
            <ABFY_CDE>MLK</ABFY_CDE>
            <ADSP_CDE>EASY</ADSP_CDE>
            <ANCP_CDE>NRM</ANCP_CDE>
            <NRS_MHR_FLG>true</NRS_MHR_FLG>
            <ANVS_CDE>PREM</ANVS_CDE>
            <BTH_WGH>25</BTH_WGH>
            <DNA_SMP_FLG>>false</DNA_SMP_FLG>
            <MLT_BTH_FLG>true</MLT_BTH_FLG>
            <RCE_PUR_FLG>>false</RCE_PUR_FLG>
        </Animal>
    </AnimalNotification>
</AnimalNotificationImport>

```

### Import Notification

```
<?xml version="1.0" encoding="utf-8"?>
<AnimalNotificationImport
xmlns="http://Sanitel.EAI/SanitelRepository/SanitelServices/AnimalNotificationImportSchema" User="TESTXML"
SecurityToken="N/A">
  <AnimalNotification>
    <NOTP_CDE>ARIMO</NOTP_CDE>
    <OCR_DTE>2008-11-17T12:00:00</OCR_DTE>
    <REF_NBR>XXX123</REF_NBR>
    <DOC_NBR>YYY456</DOC_NBR>
    <ANTP_CDE>BOV</ANTP_CDE>
    <ANM_CNT>1</ANM_CNT>
    <ANCO_CDE>ALIVE</ANCO_CDE>
    <CRF_NBR>FR20080077995</CRF_NBR>
    <LIC_PLT>ABC123</LIC_PLT>
    <CTRY_CDE_FRM>FR</CTRY_CDE_FRM>
    <Party>
      <NPTP_CDE>DLR</NPTP_CDE>
      <CDE>BE12500104</CDE>
    </Party>
    <Facility>
      <NFTP_CDE>DST</NFTP_CDE>
      <CDE>BE40070824</CDE>
      <SNUN_CDE>BE40070824-0150</SNUN_CDE>
    </Facility>
    <Animal>
      <MACT_CDE>FR</MACT_CDE>
      <MRK_NBR>5940143152</MRK_NBR>
      <ANML_REF_NBR_MHR>FR5940183831</ANML_REF_NBR_MHR>
      <ANSB_CDE>VCALF</ANSB_CDE>
      <ANRT_CDE>MILK</ANRT_CDE>
      <GNDR_CDE>FEM</GNDR_CDE>
      <HRTP_CDE>BLW</HRTP_CDE>
      <PPPU_CDE>NRM</PPPU_CDE>
      <PRUN_REF_NBR>4602500153</PRUN_REF_NBR>
      <BTH_DTE>2007-01-01T00:00:00</BTH_DTE>
      <IMO_DTE>2008-11-17T00:00:00</IMO_DTE>
      <CRF_NBR>FR20080077995</CRF_NBR>
      <CTRY_CDE_IMO>FR</CTRY_CDE_IMO>
    </Animal>
  </AnimalNotification>
</AnimalNotificationImport>
```

## Output Schema: Interaction Result

See definition Interaction Result Schema

## Interface IMCHN - ImportChangeNotification

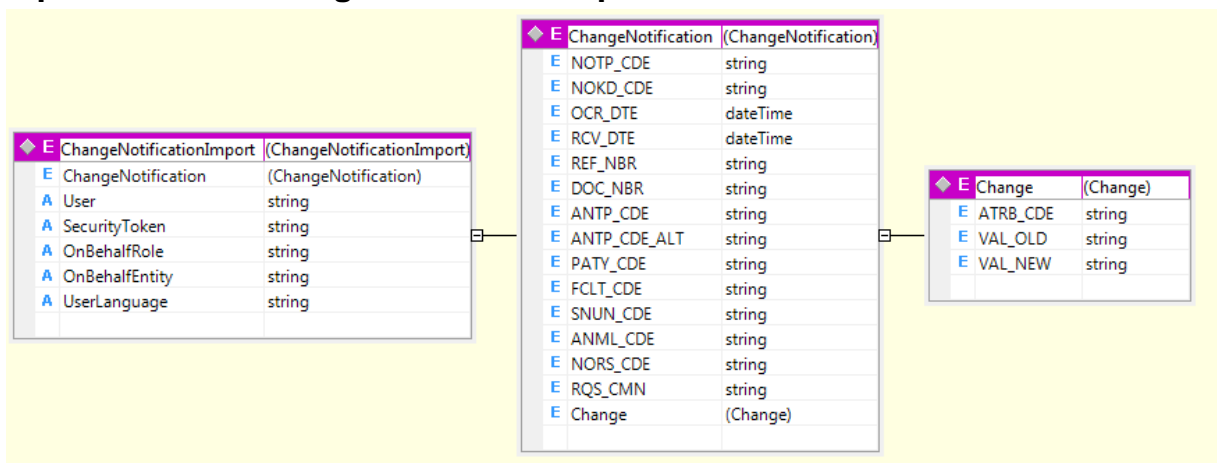
Direction: Import

Purpose: Submit changes on an Animal, a Facility, a Sanitary Unit or even a Party

Layout-Documentation:

[http://qas.sanitrac.be/int/QAS\\_Sanitel\\_ExtInterfacingSvc/SanitelServices.asmx?op=ImportChangeNotification](http://qas.sanitrac.be/int/QAS_Sanitel_ExtInterfacingSvc/SanitelServices.asmx?op=ImportChangeNotification)

### Input Schema: ChangeNotificationImport



<http://Sanitel.EAI/SanitelRepository/SanitelServices/ChangeNotificationImportSchema>

### XML Example(s)

Change of the production unit of an animal

```
<?xml version="1.0"?>
<ChangeNotificationImport
xmlns="http://Sanitel.EAI/SanitelRepository/SanitelServices/ChangeNotificationImportSchema" User="TESTXML"
SecurityToken="N/A">
  <ChangeNotification>
    <NOTP_CDE>CHANM</NOTP_CDE>
    <NOKD_CDE>ANMC</NOKD_CDE>
    <OCR_DTE>2012-06-30T21:43:40</OCR_DTE>
    <RCV_DTE>2012-06-30T21:43:40</RCV_DTE>
    <REF_NBR>1422236</REF_NBR>
    <PATY_CDE>BE500019350</PATY_CDE>
    <FCLT_CDE>BE50019363</FCLT_CDE>
    <SNUN_CDE>BE50019363-0101</SNUN_CDE>
    <ANML_CDE>BE56999786</ANML_CDE>
    <Change>
      <ATR_B_CDE>PRUN_CDE</ATR_B_CDE>
      <VAL_OLD>5403200696 - 1</VAL_OLD>
      <VAL_NEW>5403204437 - 1</VAL_NEW>
    </Change>
  </ChangeNotification>
</ChangeNotificationImport>
```

## Output Schema: Interaction Result

See definition Interaction Result Schema

CHANM	ChangeAnimal
CHSNU	ChangeSanitaryUnit
CHFCY	ChangeFacility
CHPTY	ChangeParty

Possible Values for ATRB\_CDE as defined today ... It is still not clear whether all discussed attributes will also be in the final release as sometimes there might be organizational or juridical reasons for not doing it (see items in *italic*). E.g. an animal can not have its earmark changed yet ANRT – attributes suggest this possibility

The goal is to make this mechanism of attribute changes more or less configurable and hence extensible. An initial list of possible attribute codes is given in the table underneath. Obviously depending on the context these attributes can trigger changes on animals, sanitary units, parties or facilities.

Some attributes reappear in multiple categories – this has more to do with the display on the screens. Currently a change notification should only update attributes in one category.

Cat.	Category Name	Attribute Code	Attribute Description
ANMC	Animal Characteristics	BTH_DTE	Birth Date
		H RTP_CDE	Hairtype Code
		G NDR_CDE	Gender Code
		A NRT_CDE	Animal Race Type
		C DE_MHR	Mother Code
		A NSB_CDE	Animal Sub Type
		P RUN_CDE	Production Unit Code
ANMB	Animal Birth	A NCP_CDE	Conception
		D TH_DTE	Animal Death Date
		C DE_MHR_GTC	Genetic Mother Code
ANRT	Animal Identification	M ACT_CDE	Marking Country Code
		M RK_NBR	Marking Number
		T UST_CDE	Tracking Unit Status Code
		B OV_NBR	Bovine Number
ADNA	Animal DNA	D NA_ANA_FLG	Animal D.n.a. Analysis Flag
		D NAQ_CDE	D.n.a. Quality Code
		A MQL_CDE_BAG	Animal Meat Quality

AVRV	Animal VRV	ADSP_CDE	Delivery
		ABFY_CDE	Beefability
		BTH_WGH	Birth Weight
		ASRV_CDE	Survival
		VRV_IDN_CRD_FLG	Identification Card VRV
		ANVS_CDE	VRV Specifics
		ANVN_CDE	Naming Choice
		VRV_NAM	Name
		ADPR_CDE	Animal Departure Reason
ADR	Address	AL1	Address Line 1
		AL2	Address Line 2
		STR	Street
		NBR	Number
		BOX	Box
		ZIP	Zip
		CTY	City
		MCP	Municipal
		CTRY_CDE	Country
		TPH	Telephone
VEN	VEN Information	FCLT_REF_NBR	VEN Number
		CMNT	Comment
FCEND	Facility End	END_DTE	End Date
		CMNT	Comment
SUEND	Sanitary Unit End	END_DTE	End Date
		CMNT	Comment
GNOTC	General Notice	NCTP_CDE	Notice Type
		NOTC_SBJ	Subject
		NOTC_MSG	Message
		NOTC_ANS	Reaction/Answer
		NOTC_ATA	Attachments

## Interface IMINN - ImportInventoryNotification

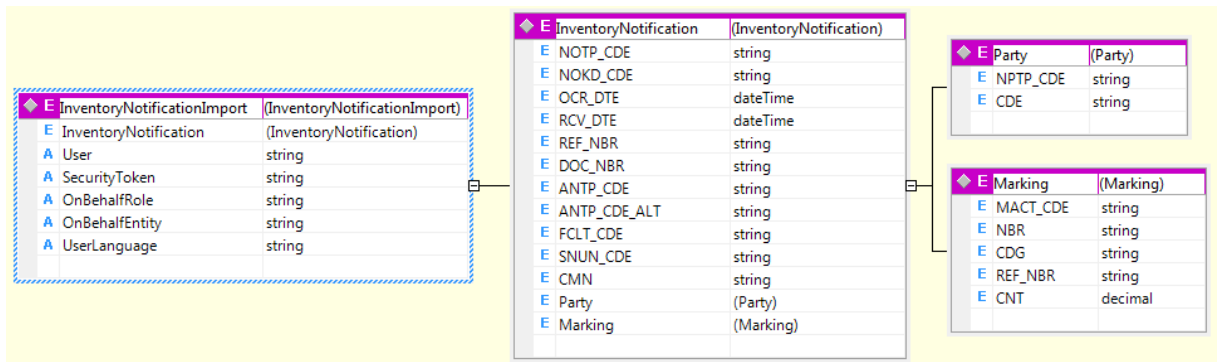
Direction: Import

Purpose: Submit marking inventory results

Layout-Documentation:

[http://qas.sanitrac.be/int/QAS\\_Sanitel\\_ExtInterfacingSvcs/SanitelServices.aspx?op=ImportInventoryNotification](http://qas.sanitrac.be/int/QAS_Sanitel_ExtInterfacingSvcs/SanitelServices.aspx?op=ImportInventoryNotification)

### Input Schema: InventoryNotificationImport



<http://Sanitel.EAI/SanitelRepository/SanitelServices/InventoryNotificationImportSchema>

### XML Example(s)

```

<InventoryNotificationImport User="string" SecurityToken="string"
xmlns="http://Sanitel.EAI/SanitelRepository/SanitelServices/
InventoryNotificationImport">
  <InventoryNotification>
    <NOTP_CDE>string</NOTP_CDE>
    <NOKD_CDE>string</NOKD_CDE>
    <OCR_DTE>dateTime</OCR_DTE>
    <REF_NBR>string</REF_NBR>
    <DOC_NBR>string</DOC_NBR>
    <ANTP_CDE>string</ANTP_CDE>
    <ANTP_CDE_ALT>string</ANTP_CDE_ALT>
    <FCLT_CDE>string</FCLT_CDE>
    <SNUN_CDE>string</SNUN_CDE>
    <CMN>string</CMN>
    <Party>
      <NPTP_CDE>string</NPTP_CDE>
      <CDE>string</CDE>
    </Party>
    <Party>
      <NPTP_CDE>string</NPTP_CDE>
      <CDE>string</CDE>
    </Party>
    <Marking>
      <MACT_CDE>string</MACT_CDE>
      <NBR>string</NBR>
      <CDG>string</CDG>
      <REF_NBR>string</REF_NBR>
      <CNT>decimal</CNT>
    </Marking>
    <Marking>
      <MACT_CDE>string</MACT_CDE>
  </InventoryNotification>

```

```
<NBR>string</NBR>  
<CDG>string</CDG>  
<REF_NBR>string</REF_NBR>  
<CNT>decimal</CNT>  
</Marking>  
</InventoryNotification>  
</InventoryNotification>  
</InventoryNotificationImport>
```

## Output Schema: Interaction Result

See definition Interaction Result Schema

## ***Interface IMMWN - ImportManureWaterNotification***

Direction: Import or Export or both???

Purpose: Submit water/manure consumption statistics / corrections / Retrieve calculated water/manure consumption statistics

Layout-Documentation:

[http://qas.sanitrace.be/int/QAS\\_Sanitel\\_ExtInterfacingSvc/SanitelServices.aspx?op=ImportManureWaterNotification](http://qas.sanitrace.be/int/QAS_Sanitel_ExtInterfacingSvc/SanitelServices.aspx?op=ImportManureWaterNotification)

### **Input Schema: ManureWaterNotificationImport**

<http://Sanitel.EAI/SanitelRepository/SanitelServices/ManureWaterNotificationImportSchema>

XML Example(s)

### **Output Schema: Interaction Result**

See definition Interaction Result Schema



## Interface *IMMVN - ImportMovementNotification*

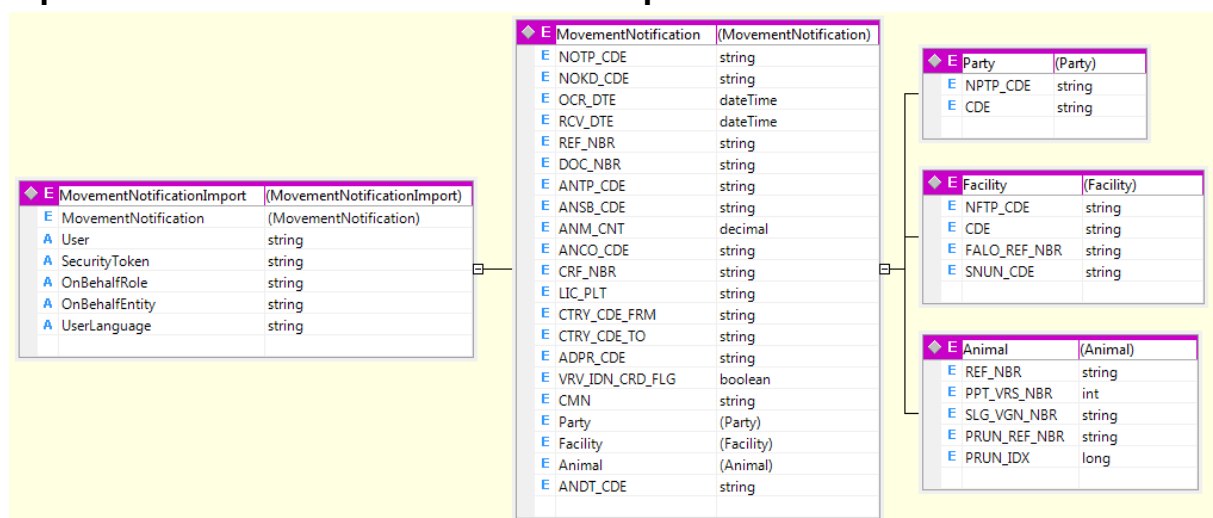
Direction: Import

Purpose: Submit a movement (e.g. Mobile App)

Layout-Documentation:

[http://qas.sanitrace.be/int/QAS\\_Sanitel\\_ExtInterfacingSvcs/SanitelServices.aspx?op=ImportMovementNotification](http://qas.sanitrace.be/int/QAS_Sanitel_ExtInterfacingSvcs/SanitelServices.aspx?op=ImportMovementNotification)

### Input Schema: MovementNotificationImport



<http://Sanitel.EAI/SanitelRepository/SanitelServices/MovementNotificationImportSchema>

### XML Example(s)

Departure of an animal from a FARM

```
<?xml version="1.0"?>
<MovementNotificationImport
xmlns="http://Sanitel.EAI/SanitelRepository/SanitelServices/MovementNotificationImportSchema"
User="TESTXML" SecurityToken="N/A">
  <MovementNotification>
    <NOTP_CDE>MM DPR</NOTP_CDE>
    <NOKD_CDE>DPR</NOKD_CDE>
    <OCR_DTE>2012-06-29T00:00:00</OCR_DTE>
    <RCV_DTE>2012-07-01T06:52:05</RCV_DTE>
    <REF_NBR>1422294</REF_NBR>
    <ANTP_CDE>BOV</ANTP_CDE>
    <ANSB_CDE>BOV</ANSB_CDE>
    <ANM_CNT>1</ANM_CNT>
    <ANCO_CDE>ALIVE</ANCO_CDE>
    <Party>
      <NPTP_CDE>RSP</NPTP_CDE>
      <CDE>BE600023010</CDE>
    </Party>
    <Party>
      <NPTP_CDE>DLR</NPTP_CDE>
      <CDE>BE201609691</CDE>
    </Party>
  </MovementNotification>
</MovementNotificationImport>
```

```

    </Party>
  </Facility>
    <NFTP_CDE>SRC</NFTP_CDE>
    <CDE>BE60009080</CDE>
    <SNUN_CDE>BE60009080-0101</SNUN_CDE>
  </Facility>
  <Animal>
    <REF_NBR>BE71374426</REF_NBR>
    <PPT_VRS_NBR>3</PPT_VRS_NBR>
  </Animal>
</MovementNotification>
</MovementNotificationImport>

```

## Arrival animals on a Market

```

<?xml version="1.0"?>
<MovementNotificationImport
xmlns="http://Sanitel.EAI/SanitelRepository/SanitelServices/MovementNotificationImportSchema"
User="TESTXML" SecurityToken="N/A">
  <MovementNotification>
    <NOTP_CDE>MMARV</NOTP_CDE>
    <OCR_DTE>2012-06-15T12:14:20.999</OCR_DTE>
    <ANTP_CDE>BOV</ANTP_CDE>
    <ANM_CNT>1</ANM_CNT>
    <ANCO_CDE>ALIVE</ANCO_CDE>
    <LIC_PLT>KXI634</LIC_PLT>
    <Party>
      <NPTP_CDE>TRA</NPTP_CDE>
      <CDE>BE92000131</CDE>
    </Party>
    <Party>
      <NPTP_CDE>DLR</NPTP_CDE>
      <CDE>BE92000131</CDE>
    </Party>
    <Facility>
      <NFTP_CDE>DST</NFTP_CDE>
      <CDE>BE92500002</CDE>
    </Facility>
    <Animal>
      <REF_NBR>BE 1 87521888</REF_NBR>
      <PPT_VRS_NBR>2</PPT_VRS_NBR>
    </Animal>
  </MovementNotification>
</MovementNotificationImport>

```

## Arrival multiple animals on a Market

```

<?xml version="1.0"?>
<MovementNotificationImport
xmlns="http://Sanitel.EAI/SanitelRepository/SanitelServices/MovementNotificationImportSchema"
User="TESTXML" SecurityToken="N/A">
  <MovementNotification>
    <NOTP_CDE>MMARV</NOTP_CDE>
    <OCR_DTE>2012-06-30T14:00:00</OCR_DTE>
    <RCV_DTE>2012-07-02T17:46:25</RCV_DTE>
    <REF_NBR>1423784</REF_NBR>
    <ANTP_CDE>BOV</ANTP_CDE>
    <ANM_CNT>5</ANM_CNT>
    <ANCO_CDE>ALIVE</ANCO_CDE>
    <LIC_PLT>1 BMV-783</LIC_PLT>
    <Party>
      <NPTP_CDE>DLR</NPTP_CDE>
      <CDE>BE67000658</CDE>
    </Party>
  </MovementNotification>
</MovementNotificationImport>

```

```

</Party>
<Party>
  <NPTP_CDE>TRA</NPTP_CDE>
  <CDE>BE67000658</CDE>
</Party>
<Facility>
  <NFTP_CDE>DST</NFTP_CDE>
  <CDE>BE62600169</CDE>
</Facility>
<Animal>
  <REF_NBR>BE65440218</REF_NBR>
  <PPT_VRS_NBR>2</PPT_VRS_NBR>
</Animal>
<Animal>
  <REF_NBR>BE65521526</REF_NBR>
  <PPT_VRS_NBR>2</PPT_VRS_NBR>
</Animal>
<Animal>
  <REF_NBR>BE65682290</REF_NBR>
  <PPT_VRS_NBR>9</PPT_VRS_NBR>
</Animal>
<Animal>
  <REF_NBR>BE65771238</REF_NBR>
  <PPT_VRS_NBR>2</PPT_VRS_NBR>
</Animal>
<Animal>
  <REF_NBR>BE65930816</REF_NBR>
  <PPT_VRS_NBR>2</PPT_VRS_NBR>
</Animal>
</MovementNotification>
</MovementNotificationImport>

```

Departure to a slaughterhouse – with slaughter vignette number...

```

<?xml version="1.0"?>
<MovementNotificationImport
xmlns="http://Sanitel.EAI/SanitelRepository/SanitelServices/MovementNotificationImportSchema"
User="TESTXML" SecurityToken="N/A">
  <MovementNotification>
    <NOTP_CDE>MMDPS</NOTP_CDE>
    <NOKD_CDE>DPR</NOKD_CDE>
    <OCR_DTE>2012-07-03T00:00:00</OCR_DTE>
    <RCV_DTE>2012-07-03T09:50:53</RCV_DTE>
    <REF_NBR>1424266</REF_NBR>
    <ANTP_CDE>BOV</ANTP_CDE>
    <ANSB_CDE>BOV</ANSB_CDE>
    <ANM_CNT>1</ANM_CNT>
    <ANCO_CDE>ALIVE</ANCO_CDE>
    <Party>
      <NPTP_CDE>RSP</NPTP_CDE>
      <CDE>BE900144243</CDE>
    </Party>
    <Party>
      <NPTP_CDE>DLR</NPTP_CDE>
      <CDE>BE92700028</CDE>
    </Party>
    <Facility>
      <NFTP_CDE>SRC</NFTP_CDE>
      <CDE>BE90016911</CDE>
      <SNUN_CDE>BE90016911-0101</SNUN_CDE>
    </Facility>
    <Animal>
      <REF_NBR>BE92248083</REF_NBR>
      <PPT_VRS_NBR>3</PPT_VRS_NBR>
      <SLG_VGN_NBR>BE90016911-010120154625</SLG_VGN_NBR>
    </Animal>
  </MovementNotification>
</MovementNotificationImport>

```

```

    </MovementNotification>
</MovementNotificationImport>

```

## Departure from a farm to Rendac ...

```

<?xml version="1.0"?>
<MovementNotificationImport
xmlns="http://Sanitel.EAI/SanitelRepository/SanitelServices/MovementNotificationImportSchema"
User="TESTXML" SecurityToken="N/A">
  <MovementNotification>
    <NOTP_CDE>MMDPD</NOTP_CDE>
    <OCR_DTE>2012-06-04T00:00:00</OCR_DTE>
    <ANTP_CDE>BOV</ANTP_CDE>
    <ANSB_CDE>VCALF</ANSB_CDE>
    <ANCO_CDE>DEAD</ANCO_CDE>
    <Party>
      <NPTP_CDE>DLR</NPTP_CDE>
      <CDE>BE03313736</CDE>
    </Party>
    <Facility>
      <NFTP_CDE>SRC</NFTP_CDE>
      <CDE>BE10131640</CDE>
      <SNUN_CDE>BE10131640-0151</SNUN_CDE>
    </Facility>
    <Facility>
      <NFTP_CDE>DST</NFTP_CDE>
      <CDE>BE03313736</CDE>
    </Facility>
    <Animal>
      <REF_NBR>BE56900732</REF_NBR>
      <PPT_VRS_NBR>2</PPT_VRS_NBR>
    </Animal>
  </MovementNotification>
</MovementNotificationImport>

```

## Arrival at Rendac Simple ...

```

<?xml version="1.0"?>
<MovementNotificationImport xmlns:xsi="http://www.w3.org/2001/XMLSchema-instance"
xmlns:xsd="http://www.w3.org/2001/XMLSchema" User="TESTXML"
xmlns="http://Sanitel.EAI/SanitelRepository/SanitelServices/
MovementNotificationImportSchema">
  <MovementNotification>
    <NOTP_CDE>MMDPT</NOTP_CDE>
    <OCR_DTE>2000-01-15T00:00:00</OCR_DTE>
    <ANTP_CDE>BOV</ANTP_CDE>
    <ANSB_CDE>BOV</ANSB_CDE>
    <ANDT_CDE>C36</ANDT_CDE>
    <ANM_CNT>1</ANM_CNT>
    <ANCO_CDE>DEAD</ANCO_CDE>
    <Facility>
      <NFTP_CDE>DST</NFTP_CDE>
      <CDE> BE03313736</CDE>
    </Facility>
    <Animal>
      <REF_NBR>BE118892877</REF_NBR>
    </Animal>
  </MovementNotification>
</MovementNotificationImport>

```

## Registering an Export Movement...

```
<?xml version="1.0" encoding="utf-8"?>
<MovementNotificationImport
xmlns="http://Sanitel.EAI/SanitelRepository/SanitelServices/MovementNotificationImportSchema"
User="TESTXML" SecurityToken="N/A">
  <MovementNotification>
    <NOTP_CDE>MMEPO</NOTP_CDE>
    <OCR_DTE>2011-11-05T13:19:28</OCR_DTE>
    <DOC_NBR>INTRA.BE.2008.0029632-V1</DOC_NBR>
    <CRF_NBR>BE/IC/ANT/2008/4023/1995#</CRF_NBR>
    <ANTP_CDE>BOV</ANTP_CDE>
    <ANM_CNT>1</ANM_CNT>
    <ANCO_CDE>ALIVE</ANCO_CDE>
    <LIC_PLT>HYE-343</LIC_PLT>
    <CTRY_CDE_TO>NL</CTRY_CDE_TO>
    <Party>
      <NPTP_CDE>TRA</NPTP_CDE>
      <CDE>BE12002473</CDE>
    </Party>
    <Party>
      <NPTP_CDE>DLR</NPTP_CDE>
      <CDE>BE12500104</CDE>
    </Party>
    <Facility>
      <NFTP_CDE>SRC</NFTP_CDE>
      <CDE>BE12500104</CDE>
      <SNUN_CDE>BE12500104-0101</SNUN_CDE>
    </Facility>
    <Facility>
      <NFTP_CDE>ORI</NFTP_CDE>
      <CDE>BE10081457</CDE>
      <SNUN_CDE>BE10081457-0101</SNUN_CDE>
    </Facility>
    <Animal>
      <REF_NBR>BE117833993</REF_NBR>
      <PPT_VRS_NBR>2</PPT_VRS_NBR>
    </Animal>
  </MovementNotification>
</MovementNotificationImport>
```

## Output Schema: Interaction Result

See definition Interaction Result Schema

## Interface *IMPPN* - *ImportPopulationNotification*

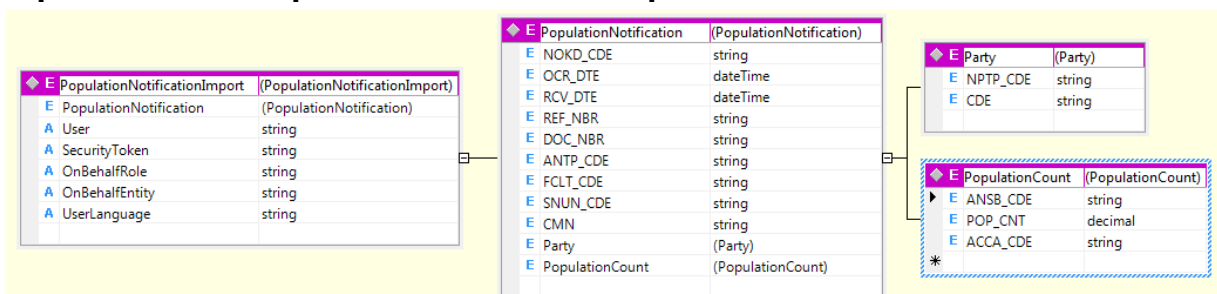
Direction: Import

Purpose: Submit population inventory results

Layout-Documentation:

[http://qas.sanitrac.be/int/QAS\\_Sanitel\\_ExtInterfacingSvcs/SanitelServices.asmx?op=ImportPopulationNotification](http://qas.sanitrac.be/int/QAS_Sanitel_ExtInterfacingSvcs/SanitelServices.asmx?op=ImportPopulationNotification)

### Input Schema: *PopulationNotificationImport*



<http://Sanitel.EAI/SanitelRepository/SanitelServices/PopulationNotificationImportSchema>

### XML Example(s)

Example for sheep, goat, deer:

```
<?xml version="1.0" encoding="utf-8"?>
<PopulationNotificationImport
  xmlns="http://Sanitel.EAI/SanitelRepository/SanitelServices/PopulationNotificationImportSchema"
  User="TESTXML" SecurityToken="N/A">
  <PopulationNotification>
    <NOKD_CDE>C1512</NOKD_CDE>
    <OCR_DTE>2012-06-04T00:00:00</OCR_DTE>
    <RCV_DTE>2012-06-08T15:49:51</RCV_DTE>
    <REF_NBR>1375585</REF_NBR>
    <ANTP_CDE>SHP</ANTP_CDE>
    <FCLT_CDE>BE90085636</FCLT_CDE>
    <SNUN_CDE>BE90085636-0501</SNUN_CDE>
    <Party>
      <NPTP_CDE>RSP</NPTP_CDE>
      <CDE>ARSIA</CDE>
    </Party>
    <Party>
      <NPTP_CDE>HND</NPTP_CDE>
      <CDE>BE900155214</CDE>
    </Party>
    <PopulationCount>
      <ANSB_CDE>SHP</ANSB_CDE>
      <POP_CNT>2</POP_CNT>
      <ACCA_CDE>OTH</ACCA_CDE>
    </PopulationCount>
    <PopulationCount>
      <ANSB_CDE>SHP</ANSB_CDE>
      <POP_CNT>1</POP_CNT>
      <ACCA_CDE>FEM6</ACCA_CDE>
    </PopulationCount>
  </PopulationNotification>
</PopulationNotificationImport>
```

```
</PopulationNotification>  
</PopulationNotificationImport>
```

## **Output Schema: Interaction Result**

See definition Interaction Result Schema

## Interface *IMPUN* - *ImportProductionUnitNotification*

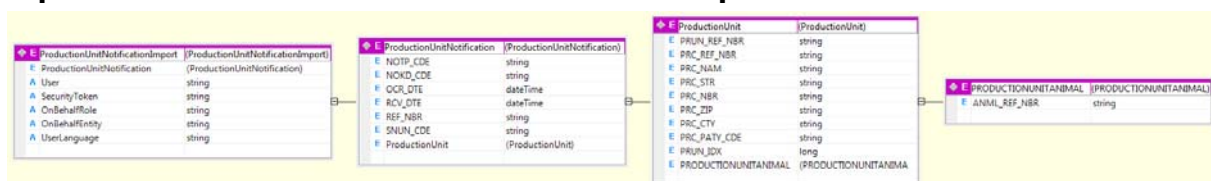
Direction: Import

Purpose: Submit assignments of production units (exploitation units) to Sanitary Units

Layout-Documentation:

[http://qas.sanitrac.be/int/QAS\\_Sanitel\\_ExtInterfacingSvc/SanitelServices.aspx?op=ImportProductionUnitNotification](http://qas.sanitrac.be/int/QAS_Sanitel_ExtInterfacingSvc/SanitelServices.aspx?op=ImportProductionUnitNotification)

### Input Schema: *ProductionUnitNotificationImport*



<http://Sanitel.EAI/SanitelRepository/SanitelServices/ProductionUnitNotificationImportSchema>

XML Example(s)

#### Explicitly specified XML import (with Animals)

After processing this XML the Sanitary Unit BE10179333-0501 will have two Production units and the 3 animals are assigned to the corresponding production units. Equally, Sanitary Unit BE10179333-0101 will have 1 production unit with 1 animal assigned to this Production Unit. If more animals exist on these SanitaryUnits they are NOT assigned to any ProductionUnit, even if they previously were defined as belonging to that ProductionUnit

```
<?xml version="1.0" encoding="utf-8"?>
<ProductionUnitNotificationImport
xmlns="http://Sanitel.EAI/SanitelRepository/SanitelServices/ProductionUnitNotificationImportSchema"
User="TESTXML" SecurityToken="N/A">
  <ProductionUnitNotification>
    <OCR_DTE>2008-01-30T17:46:29</OCR_DTE>
    <REF_NBR>10179333</REF_NBR>
    <SNUN_CDE>BE10179333-0501</SNUN_CDE>
    <ProductionUnit>
      <PRUN_REF_NBR>10179333123</PRUN_REF_NBR>
      <PRUN_IDX>1</PRUN_IDX>
      <PRC_REF_NBR></PRC_REF_NBR>
      <PRC_NAM>CHARLETS JOSEPH</PRC_NAM>
      <PRC_STR>GRAND CHEMIN DE MESSINES 100</PRC_STR>
      <PRC_ZIP>7780</PRC_ZIP>
      <PRC_CTY>COMINES</PRC_CTY>
      <PRODUCTIONUNITANIMAL>
        <ANML_REF_NBR>BE12345678</ANML_REF_NBR>
      </PRODUCTIONUNITANIMAL>
      <PRODUCTIONUNITANIMAL>
        <ANML_REF_NBR>BE87654321</ANML_REF_NBR>
      </PRODUCTIONUNITANIMAL>
    </ProductionUnit>
  </ProductionUnit>
  <PRUN_REF_NBR>10179333123</PRUN_REF_NBR>
</ProductionUnitNotificationImport>
```



```

        <PRUN_IDX>2</PRUN_IDX>
        <PRC_REF_NBR></PRC_REF_NBR>
        <PRC_NAM>CHARLETS JOSEPH</PRC_NAM>
        <PRC_STR>GRAND CHEMIN DE MESSINES 100</PRC_STR>
        <PRC_ZIP>7780</PRC_ZIP>
        <PRC_CTY>COMINES</PRC_CTY>
        <PRODUCTIONUNITANIMAL>
            <ANML_REF_NBR>BE43218765</ANML_REF_NBR>
        </PRODUCTIONUNITANIMAL>
    </ProductionUnit>
</ProductionUnitNotification>
<ProductionUnitNotification>
    <OCR_DTE>2008-01-30T17:46:29</OCR_DTE>
    <REF_NBR>10179333</REF_NBR>
    <SNUN_CDE>BE10179333-0101</SNUN_CDE>
    <ProductionUnit>
        <PRUN_REF_NBR>10179333123</PRUN_REF_NBR>
        <PRUN_IDX>3</PRUN_IDX>
        <PRC_REF_NBR></PRC_REF_NBR>
        <PRC_NAM>CHARLETS JOSEPH</PRC_NAM>
        <PRC_STR>GRAND CHEMIN DE MESSINES 100</PRC_STR>
        <PRC_ZIP>7780</PRC_ZIP>
        <PRC_CTY>COMINES</PRC_CTY>
        <PRODUCTIONUNITANIMAL>
            <ANML_REF_NBR>BE12348765</ANML_REF_NBR>
        </PRODUCTIONUNITANIMAL>
    </ProductionUnit>
</ProductionUnitNotification>
</ProductionUnitNotificationImport>

```

### Implicitly specified XML import (No Animals)

After processing this XML only the Production Unit information / definition is updated. This will have no impact on the animals if the Production Unit Code(s) already existed. Where before it was not possible to delete a productionunit definition (read: specify a SanitaryUnit without ProductionUnits or with another ProductionUnit), all animals having this deleted production **unit** will be decoupled from it...

e.g. in the example underneath the addresses of the production units will be updated for SanitaryUnit BE10179333-0501 and for SanitaryUnit BE10179333-0101 the Production Unit will be removed and all animals decoupled

```

<?xml version="1.0" encoding="utf-8"?>
<ProductionUnitNotificationImport
xmlns="http://Sanitel.EAI/SanitelRepository/SanitelServices/ProductionUnitNotificationImportSchema"
User="TESTXML" SecurityToken="N/A">
    <ProductionUnitNotification>
        <OCR_DTE>2011-01-30T17:46:29</OCR_DTE>
        <REF_NBR>10179333</REF_NBR>
        <SNUN_CDE>BE10179333-0501</SNUN_CDE>
        <ProductionUnit>
            <PRUN_REF_NBR>10179333123</PRUN_REF_NBR>
            <PRUN_IDX>1</PRUN_IDX>
            <PRC_REF_NBR></PRC_REF_NBR>
            <PRC_NAM>CHARLETS JOSEPH</PRC_NAM>
            <PRC_STR>GRAND CHEMIN DE MESSINES 200</PRC_STR>
            <PRC_ZIP>7780</PRC_ZIP>
            <PRC_CTY>COMINES</PRC_CTY>
        </ProductionUnit>
    </ProductionUnitNotification>
    <ProductionUnit>
        <PRUN_REF_NBR>10179333123</PRUN_REF_NBR>
        <PRUN_IDX>2</PRUN_IDX>
        <PRC_REF_NBR></PRC_REF_NBR>
    </ProductionUnit>

```

```

        <PRC_NAM>CHARLETS JOSEPH</PRC_NAM>
        <PRC_STR>GRAND CHEMIN DE MESSINES 200</PRC_STR>
        <PRC_ZIP>7780</PRC_ZIP>
        <PRC_CTY>COMINES</PRC_CTY>
    </ProductionUnit>
</ProductionUnitNotification>
<ProductionUnitNotification>
    <OCR_DTE>2011-01-30T17:46:29</OCR_DTE>
    <REF_NBR>10179333</REF_NBR>
    <SNUN_CDE>BE10179333-0101</SNUN_CDE>
    <ProductionUnit/>
</ProductionUnitNotification>
</ProductionUnitNotificationImport>

```

Concrete consider the following situation

- SNUN ABC -> PRUN XXX -> 5 animals attached to PRUN XXX

Scenario 1: XML is processed that has NO Production Units defined

Impact:

- No PRUN
- No animals attached

Use this scenario to terminate a certain production unit at a Sanitary Unit.

Scenario 2: XML is processed that defines Production Units XXX and YYY

Impact:

- PRUN YYY is being added to the PRUNS of SNUN ABC
- PRUN XXX might have been updated but retains all its animals attached to it

Use this scenario to add a new PRUN to the SNUN

Scenario 3: XML is processed that defines a Production Unit YYY only

Impact:

- PRUN XXX deleted from SNUN ABC and all animals detached from PRUN XXX
- PRUN YYY added
- No animals have a PRUN Reference

It is unlikely that this scenario is used a lot but it could define a new situation

Scenario 4: XML is processed that defines a Production Unit YYY only with all animals attached to XXX now attached to YYY

Impact:

- PRUN XXX is deleted from SNUN ABC
- PRUN YYY added
- and all animals from PRUN XXX are now attached to YYY

Use this scenario to do a change of production units

## Output Schema: Interaction Result

See definition Interaction Result Schema

## Interface IMRTN - ImportRetaggingNotification

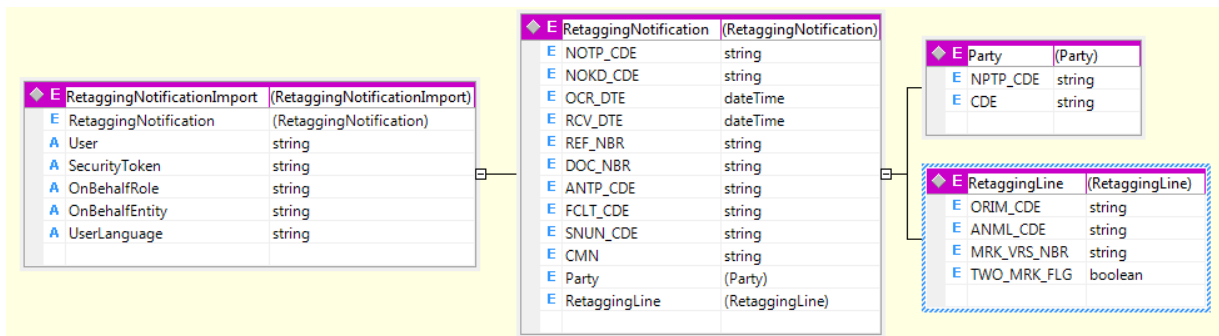
Direction: Import

Purpose: Submit Retagging notifications into the system

Layout-Documentation:

[http://gas.sanitrac.be/int/OAS\\_Sanitel\\_ExtInterfacingSvcs/SanitelServices.asmx?op=ImportRetaggingNotification](http://gas.sanitrac.be/int/OAS_Sanitel_ExtInterfacingSvcs/SanitelServices.asmx?op=ImportRetaggingNotification)

### Input Schema: RetaggingNotificationImport



<http://Sanitel.EAI/SanitelRepository/SanitelServices/RetaggingNotificationImportSchema>

### XML Example(s)

```
<?xml version="1.0" encoding="utf-8"?>
<RetaggingNotificationImport
xmlns="http://Sanitel.EAI/SanitelRepository/SanitelServices/RetaggingNotificationImportSchema"
User="TESTXML" SecurityToken="N/A">
  <RetaggingNotification>
    <NOTP_CDE>RETAG</NOTP_CDE>
    <OCR_DTE>2012-07-01T10:43:51</OCR_DTE>
    <RCV_DTE>2012-07-01T10:43:51</RCV_DTE>
    <REF_NBR>1422367</REF_NBR>
    <ANTP_CDE>BOV</ANTP_CDE>
    <FCLT_CDE>BE25002391</FCLT_CDE>
    <SNUN_CDE>BE25002391-0101</SNUN_CDE>
    <Party>
      <NPTP_CDE>ORDR</NPTP_CDE>
      <CDE>BE250002767</CDE>
    </Party>
    <Party>
      <NPTP_CDE>DELV</NPTP_CDE>
      <CDE>BE250002767</CDE>
    </Party>
    <RetaggingLine>
      <ORIM_CDE>ARSIA-BEBASER052</ORIM_CDE>
      <ANML_CDE>BE56967463</ANML_CDE>
      <MRK_VRS_NBR>1</MRK_VRS_NBR>
      <TWO_MRK_FLG>>false</TWO_MRK_FLG>
    </RetaggingLine>
  </RetaggingNotification>
</RetaggingNotificationImport>
```

## **Output Schema: Interaction Result**

See definition Interaction Result Schema

## Interface IMRSN - ImportRiskNotification

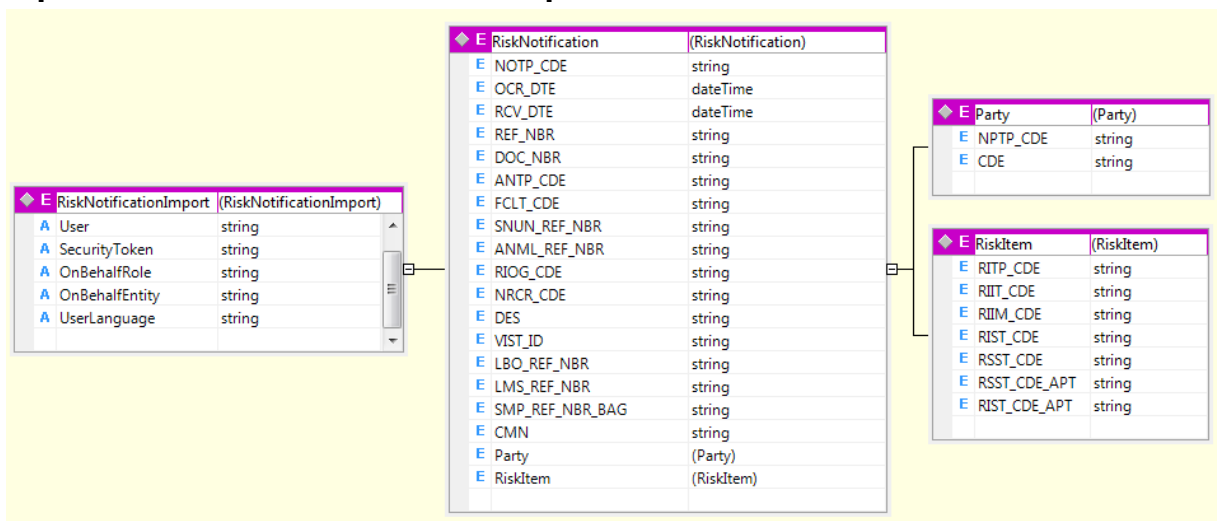
Direction: Import

Purpose: Submit risk notifications

Layout-Documentation:

[http://qas.sanitrace.be/int/QAS\\_Sanitel\\_ExtInterfacingSvcs/SanitelServices.asmx?op=ImportRiskNotification](http://qas.sanitrace.be/int/QAS_Sanitel_ExtInterfacingSvcs/SanitelServices.asmx?op=ImportRiskNotification)

### Input Schema: RiskNotificationImport



<http://Sanitel.EAI/SanitelRepository/SanitelServices/RiskNotificationImportSchema>

### XML Example(s)

```
<?xml version="1.0" encoding="utf-8" ?>
<RiskNotificationImport
xmlns="http://Sanitel.EAI/SanitelRepository/SanitelServices/RiskNotificationImportSchema" User="TESTXML"
SecurityToken="N/A">
  <RiskNotification>
    <NOTP_CDE>RISK</NOTP_CDE>
    <OCR_DTE>2011-05-05T12:30:00</OCR_DTE>
    <REF_NBR>RISK_NOTF3</REF_NBR>
    <ANTP_CDE>BOV</ANTP_CDE>
    <FCLT_CDE>BE60012911</FCLT_CDE>
    <SNUN_REF_NBR>BE60012911-0101</SNUN_REF_NBR>
    <ANML_REF_NBR>BE25996391</ANML_REF_NBR>
    <RIOG_CDE>LB20P</RIOG_CDE>
    <CMN>Comment</CMN>
    <LBO_REF_NBR>1</LBO_REF_NBR>
    <LMS_REF_NBR>1</LMS_REF_NBR>
    <SMP_REF_NBR_BAG>1</SMP_REF_NBR_BAG>
    <Party>
      <NPTP_CDE>RSP</NPTP_CDE>
      <CDE>BE100023073</CDE>
    </Party>
    <RiskItem>
      <RITP_CDE>DISS</RITP_CDE>
      <RIIT_CDE>BDIS</RIIT_CDE>
    </RiskItem>
  </RiskNotification>
</RiskNotificationImport>
```

```

<RIIM_CDE>B</RIIM_CDE>
<RIST_CDE>1</RIST_CDE>
<RSST_CDE>2</RSST_CDE>
<RIST_CDE_APT>1</RIST_CDE_APT>
<RSST_CDE_APT>4</RSST_CDE_APT>
</RiskItem>
</RiskNotification>
</RiskNotificationImport>

```

## Output Schema: Interaction Result

See definition Interaction Result Schema

## Field Descriptions

M: Mandatory

O: Optional

C (Condition): Conditional (depend on value of other field)

RiskNotification				
Field	Type	Description		Allowed Values
NOTP_CDE	string	Notification Type	M All animal Types	
OCR_DTE	dateTime	Notification Date	M All animal Types	Any valid Date
RCV_DTE	dateTime	Date	O Current date will be taken when left blank.	Any valid Date
REF_NBR	string	Reference Number	M for FED users All animal Types	Any Alphanumeric text(15 char)
DOC_NBR	string	Document Number	O All animal Types	Any Alphanumeric text(50char)
ANTP_CDE	string	Animal Type	M All animal Types	
FCLT_CDE	string	Facility Code		
SNUN_REF_NBR	string	Sanitary unit code		
ANML_REF_NBR	string	Animal marking		
RIOG_CDE	string			
NRCR_CDE	string			
DES	string	Description	O	Any Alphanumeric text(50char)
VIST_ID	string	Visit id	O	Existing visit id
LBO_REF_NBR	string		O	Not used
LMS_REF_NBR	string		O	Not used
SMP_REF_NBR_BAG	string		O	Not used
CMN	string	Comment	O All animal Types	Any Alphanumeric text(800 char)
Party				
Field	Type	Description		Allowed Values
NPTP_CDE	string	Notification party type	M if Party tag is defined in xml All Animal Types	
CDE	string	Party Code	M if Party tag is defined in xml All Animal Types	Existing Party Code
RiskItem				
Field	Type	Description		Allowed Values
RITP_CDE	string	Risk Item Type		
RIIT_CDE	string	Risk item type		
RIIM_CDE	string	Risk item		
RIST_CDE	string	Current risk condition		

RSST_CDE	string	Current risk status		
RSST_CDE_APT	string	New risk status		
RIST_CDE_APT	string	New risk condition		

## Interface IMTMN - ImportTreatmentNotification

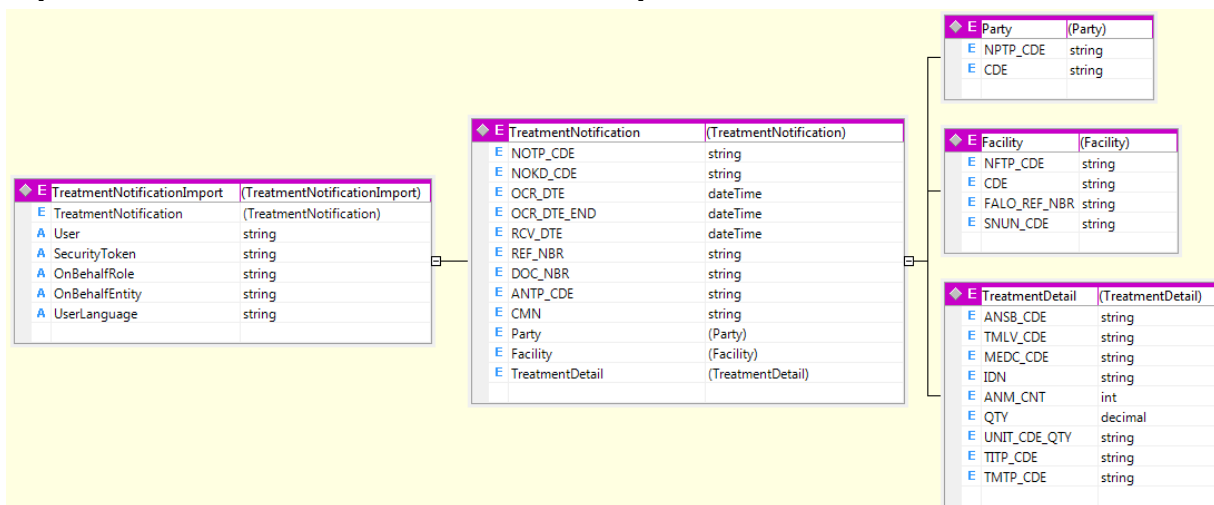
Direction: Import

Purpose: Submit treatments (e.g. Bluetongue) into Sanitel

Layout-Documentation:

[http://qas.sanitrac.be/int/QAS\\_Sanitel\\_ExtInterfacingSvcs/SanitelServices.aspx?op=ImportTreatmentNotification](http://qas.sanitrac.be/int/QAS_Sanitel_ExtInterfacingSvcs/SanitelServices.aspx?op=ImportTreatmentNotification)

### Input Schema: TreatmentNotificationImport



<http://Sanitel.EAI/SanitelRepository/SanitelServices/TreatmentNotificationImportSchema>

### XML Example(s)

```
<?xml version="1.0" encoding="utf-8"?>
<TreatmentNotificationImport
  xmlns="http://Sanitel.EAI/SanitelRepository/SanitelServices/TreatmentNotificationImportSchema"
  User="TESTXML" SecurityToken="N/A">
  <TreatmentNotification>
    <NOTP_CDE>TMT</NOTP_CDE>
    <OCR_DTE>2008-04-11T11:30:00</OCR_DTE>
    <OCR_DTE_END>2008-04-11T12:30:00</OCR_DTE_END>
    <REF_NBR>XXXX</REF_NBR>
    <ANTP_CDE>BOV</ANTP_CDE>
    <CMN>Comment text</CMN>
    <Party>
      <NPTP_CDE>HND</NPTP_CDE>
      <CDE>BE12345678</CDE>
    </Party>
    <Party>
      <NPTP_CDE>RSP</NPTP_CDE>
      <CDE>BE87654321</CDE>
    </Party>
    <Facility>
      <NFTP_CDE>FARM</NFTP_CDE>
      <CDE>BE87654321</CDE>
      <SNUN_CDE> BE87654321-0101</SNUN_CDE>
    </Facility>
    <TreatmentDetail>
```



```
<ANSB_CDE>BOV</ANSB_CDE>
<TMLV_CDE>GRP</TMLV_CDE>
<MEDC_CDE>BLTNG</MEDC_CDE>
<IDN>Stable 1</IDN>
<ANM_CNT>20</ANM_CNT>
<QTY>20</QTY>
<UNIT_CDE_QTY>ST</UNIT_CDE_QTY>
<TITP_CDE>VAC1</TITP_CDE>
<TMTP_CDE>SCINJ</TMTP_CDE>
</TreatmentDetail>
</TreatmentNotification>
</TreatmentNotificationImport>
```

## Output Schema: Interaction Result

See definition Interaction Result Schema

## Interface IMPMS - ImportMarkingSeries

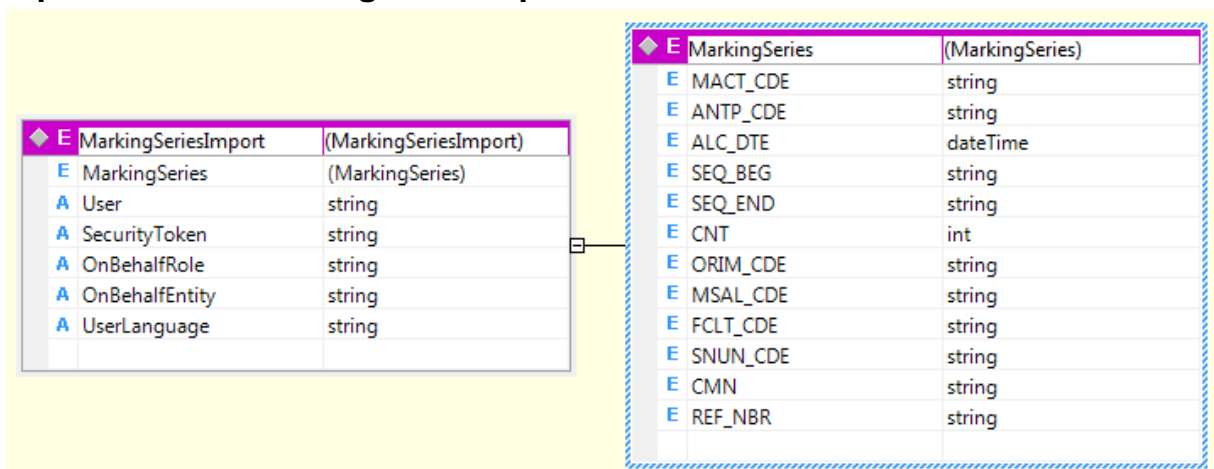
Direction: Import

Purpose: Submit marking series allocations,...

Layout-Documentation:

[http://qas.sanitrace.be/int/QAS\\_Sanitel\\_ExtInterfacingSvcs/SanitelServices.aspx?op=ImportMarkingSeries](http://qas.sanitrace.be/int/QAS_Sanitel_ExtInterfacingSvcs/SanitelServices.aspx?op=ImportMarkingSeries)

### Input Schema: MarkingSeriesImport



<http://Sanitel.EAI/SanitelRepository/SanitelServices/MarkingSeriesImportSchema>

### XML Example(s)

XML Example 1 – Manually allocating earmarks

```
<?xml version="1.0" encoding="utf-8"?>
<MarkingSeriesImport
xmlns="http://Sanitel.EAI/SanitelRepository/SanitelServices/MarkingSeriesImportSchema" User="TESTXML"
SecurityToken="N/A">
  <MarkingSeries>
    <MACT_CDE>BE</MACT_CDE>
    <ANTP_CDE>PIG</ANTP_CDE>
    <ALC_DTE>2012-07-01T23:09:25</ALC_DTE>
    <SEQ_BEG>020001</SEQ_BEG>
    <SEQ_END>020500</SEQ_END>
    <CNT>500</CNT>
    <ORIM_CDE>ARSIA-BEPABTS001</ORIM_CDE>
    <MSAL_CDE>AAUTO</MSAL_CDE>
    <FCLT_CDE>BE50044422</FCLT_CDE>
    <SNUN_CDE>BE50044422-0201</SNUN_CDE>
    <CMN>1422830</CMN>
    <REF_NBR>1422830</REF_NBR>
  </MarkingSeries>
</MarkingSeriesImport>
```

## Interface *IMPST* - ImportStatusUpdateNotification

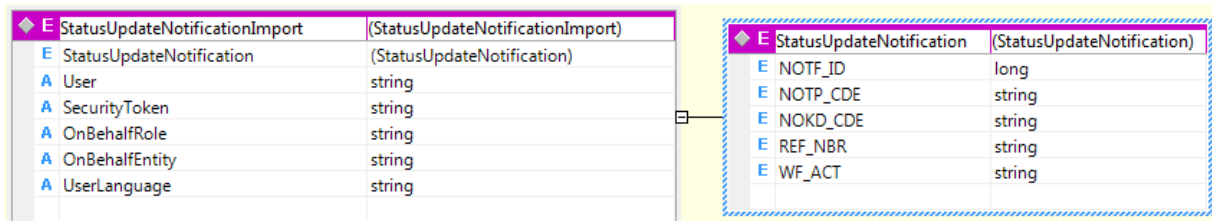
Direction: Import

Purpose: Submit a status update notification – currently limited to treatments but extendable to other notifications

Layout-Documentation:

[http://qas.sanitrac.be/int/QAS\\_Sanitel\\_ExtInterfacingSvcs/SanitelServices.asmx?op=ImportStatusUpdateNotification](http://qas.sanitrac.be/int/QAS_Sanitel_ExtInterfacingSvcs/SanitelServices.asmx?op=ImportStatusUpdateNotification)

### Input Schema: StatusUpdateNotificationImport



<http://Sanitel.EAI/SanitelRepository/SanitelServices/StatusUpdateNotificationImportSchema>

XML Example 1 – cancelling a treatment via notification id

```
<?xml version="1.0" encoding="utf-8"?>
<StatusUpdateNotificationImport
xmlns="http://Sanitel.EAI/SanitelRepository/SanitelServices/StatusUpdateNotificationImportSchema"
User="TESTXML" SecurityToken="N/A">
  <StatusUpdateNotification>
    <NOTP_CDE>TMT</NOTP_CDE>
    <NOTF_ID>5006782</NOTF_ID>
    <WF_ACT>CAN</WF_ACT>
  </StatusUpdateNotification>
</StatusUpdateNotificationImport>
```

XML Example 2 – cancelling a treatment via notification reference number

```
<?xml version="1.0" encoding="utf-8"?>
<StatusUpdateNotificationImport
xmlns="http://Sanitel.EAI/SanitelRepository/SanitelServices/StatusUpdateNotificationImportSchema"
User="TESTXML" SecurityToken="N/A">
  <StatusUpdateNotification>
    <NOTP_CDE>TMT</NOTP_CDE>
    <REF_NBR>5006782</REF_NBR>
    <WF_ACT>CAN</WF_ACT>
  </StatusUpdateNotification>
</StatusUpdateNotificationImport>
```

### Output Schema: Interaction Result

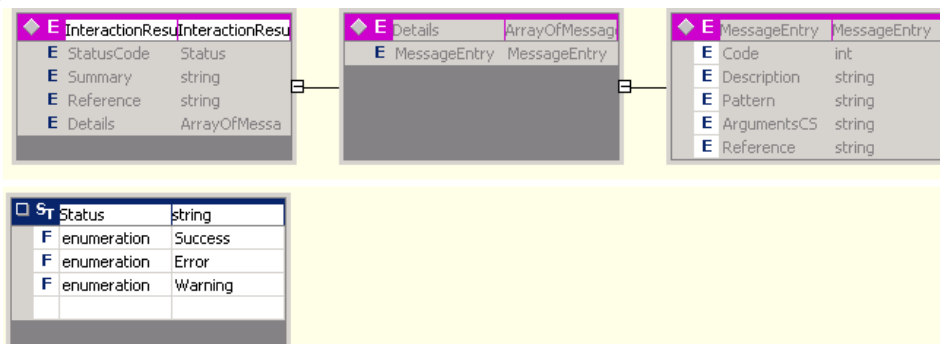
See definition Interaction Result Schema

## InteractionResult

### Purpose

Schema to give feedback regarding an import of information

### Schema



<http://Sanitel.EAI/SanitelRepository/InteractionResult>

On success you receive an interaction result like shown underneath. Important is the StatusCode “Success” and the Reference “868538067”

```
<?xml version="1.0" ?>
<InteractionResult xmlns:xsi="http://www.w3.org/2001/XMLSchema-instance"
    xmlns:xsd="http://www.w3.org/2001/XMLSchema">
  <StatusCode>Success</StatusCode>
  <Summary>Import ImportChangeNotificationUseCase successfull: Change Notification
    Importing 2322-343453 ChangeNotification information is imported.
</Summary>
  <Reference>868538067</Reference>
  <Details />
</InteractionResult>
```

In case of incorrect URLs you receive an interaction result like shown underneath. Important is the StatusCode “Error”, a Summary Message and one or more Detail Message Entries.

```
<?xml version="1.0"?>
<InteractionResult
    xmlns:xsi="http://www.w3.org/2001/XMLSchema-instance"
    xmlns:xsd="http://www.w3.org/2001/XMLSchema">
  <StatusCode>Error</StatusCode>
  <Summary>Import ImportChangeNotificationUseCase erroneous: Change Notification
    Importing 2322-343453 ChangeNotification information is not imported. See logs
    for more information.
</Summary>
  <Reference />
  <Details>
    <MessageEntry>
      <Code>-266</Code>
      <Description>Record not found in table Table ANIMAL for search criterium
        Country/MarkingNumber with value BE/00004461
      </Description>
      <Pattern> Record not found in table {0} for search criterium
        {1} with value {2}</Pattern>
      <ArgumentsCSV> ANIMAL, Country/MarkingNumber ,BE/00004461</ArgumentsCSV>
    </MessageEntry>
  </Details>
</InteractionResult>
```

```
<Reference />
</MessageEntry>
</Details>
</InteractionResult>
```

## Or when requested with user language NL

```
<?xml version="1.0"?>
<InteractionResult
  xmlns:xsi="http://www.w3.org/2001/XMLSchema-instance"
  xmlns:xsd="http://www.w3.org/2001/XMLSchema">
  <StatusCode>Error</StatusCode>
  <Summary>Import ImportChangeNotificationUseCase erroneous: Change Notification
    Importing 2322-343453 ChangeNotification information is not imported. See logs
    for more information.
  </Summary>
  <Reference />
  <Details>
    <MessageEntry>
      <Code>-266</Code>
      <Description>Record niet gevonden in tabel Dier voor opzoekcriterium
        Land/Werknummer met waarde BE/00004461
      </Description>
      <Pattern>Record not found in table {0} for search criterium
        {1} with value {2}</Pattern>
      <ArgumentsCSV> ANIMAL,Country/MarkingNumber ,BE/00004461</ArgumentsCSV>
    </MessageEntry>
  </Details>
</InteractionResult>
```

## Interface IMPSP - ImportAnimalPassport

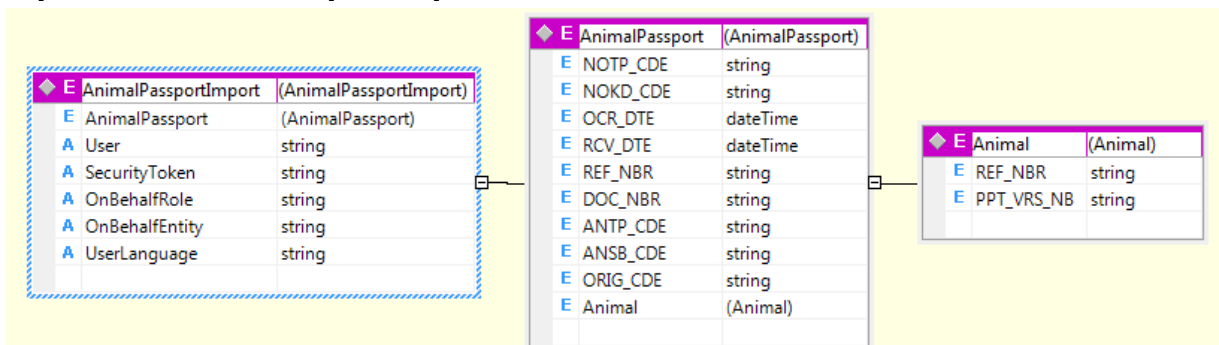
Direction: Import

Purpose: Submit Animal Passport,...

Layout-Documentation:

[http://qas.sanitrac.be/int/QAS\\_Sanitel\\_ExtInterfacingSvc/SanitelServices.asmx?op=ImportAnimalPassports](http://qas.sanitrac.be/int/QAS_Sanitel_ExtInterfacingSvc/SanitelServices.asmx?op=ImportAnimalPassports)

### Input Schema: PassportImport



<http://Sanitel.EAI/SanitelRepository/SanitelServices/PassportImport>

### XML Example(s)

```
<?xml version="1.0" encoding="UTF-8" ?>
<AnimalPassportImport User= "TESTXML"
xmlns="http://Sanitel.EAI/SanitelRepository/SanitelServices/PassportImport">
  <AnimalPassport>
    <NOTP_CDE>PRNT</NOTP_CDE>
    <NOKD_CDE>R52</NOKD_CDE>
    <OCR_DTE>2011-02-12T00:00:00+02:00</OCR_DTE>
    <RCV_DTE>2011-02-12T00:00:00+02:00</RCV_DTE>
    <REF_NBR>678654</REF_NBR>
    <DOC_NBR></DOC_NBR>
    <ANTP_CDE>BOV</ANTP_CDE>
    <ANSB_CDE>BOV</ANSB_CDE>
    <ORIG_CDE>LOCAL</ORIG_CDE>
    <Animal>
      <REF_NBR>BE54970074</REF_NBR>
    </Animal>
    <Animal>
      <REF_NBR>BE55224399</REF_NBR>
    </Animal>
    <Animal>
      <REF_NBR>BE55224381</REF_NBR>
    </Animal>
  </AnimalPassport>
</AnimalPassportImport>
```

### Output Schema: Interaction Result

See definition Interaction Result Schema

## Interface *IMFCI- ImportFoodChainNotification*

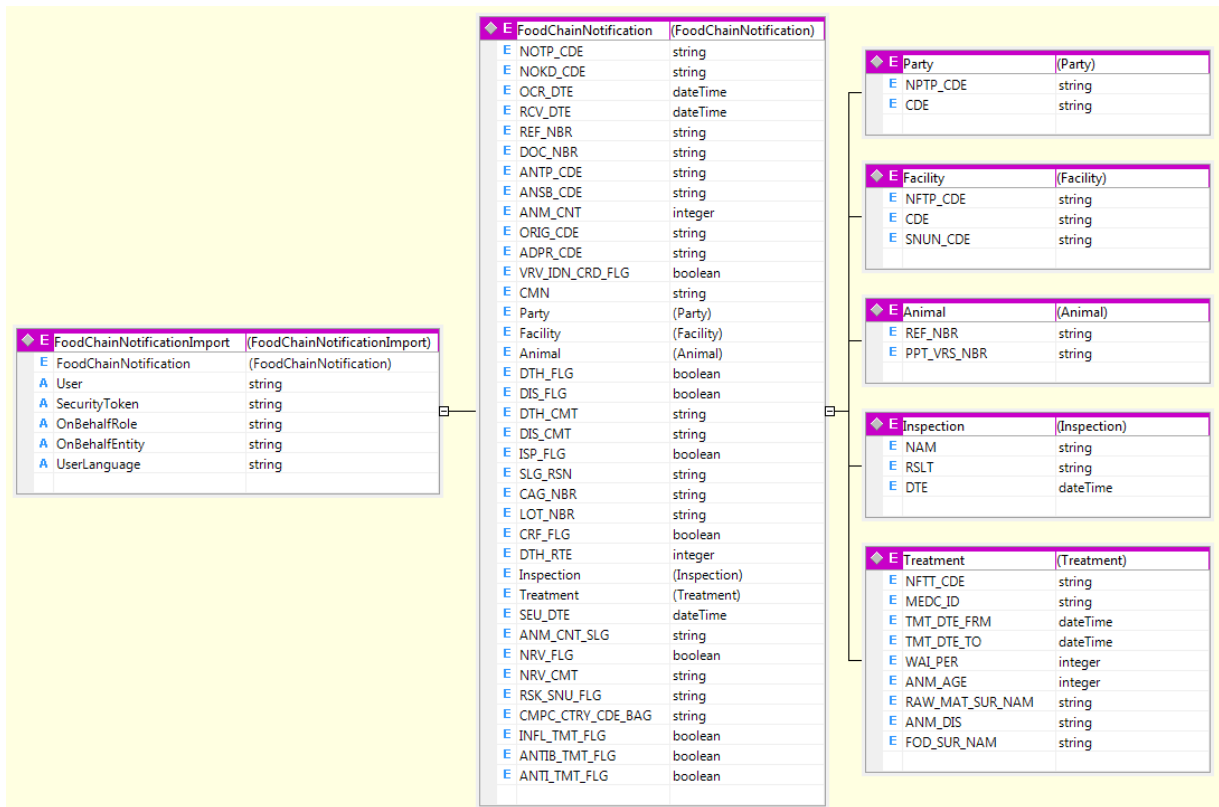
Direction: Import

Purpose: Submit food chain information notifications.

Layout-Documentation:

[http://qas.sanitrace.be/int/QAS\\_Sanitrace\\_ExtInterfacingSvcs/SanitraceServices.asmx?op=ImportFoodChainNotification](http://qas.sanitrace.be/int/QAS_Sanitrace_ExtInterfacingSvcs/SanitraceServices.asmx?op=ImportFoodChainNotification)

### Input Schema: FoodChainNotificationImport



<http://Sanitrace.EAI/SanitraceRepository/SanitraceServices/FoodChainNotificationImportSchema>

## XML Example(s)

### Import Food Chain Notification for Bovines

```
<?xml version="1.0" encoding="UTF-8" ?>
<FoodChainNotificationImport User="TESTXML"
xmlns="http://Sanitrace.EAI/SanitraceRepository/SanitraceServices/FoodChainNotificationImportSchema">
<FoodChainNotification>
  <NOTP_CDE>FCI</NOTP_CDE>
  <NOKD_CDE />
  <OCR_DTE>2010-10-12T00:00:00+02:00</OCR_DTE>
  <RCV_DTE>2010-10-12T00:00:00+02:00</RCV_DTE>
  <REF_NBR>7878787</REF_NBR>
  <DOC_NBR />
  <ANTP_CDE>BOV</ANTP_CDE>
  <ANSB_CDE>BOV</ANSB_CDE>
  <ANM_CNT />
  <ORIG_CDE>LOCAL</ORIG_CDE>
  <ADPR_CDE />
  <VRV_IDN_CRD_FLG>false</VRV_IDN_CRD_FLG>
  <CMN />
  <SEU_DTE>2010-07-12T00:00:00+02:00 </SEU_DTE>
  <DTH_FLG>true</DTH_FLG>
  <DIS_FLG>true</DIS_FLG>
  <DTH_CMT>Death Origin should be added here</DTH_CMT>
  <DIS_CMT>Disease Origin should be added here</DIS_CMT>
  <NRV_FLG>true</NRV_FLG>
  <NRV_CMT>Nervous symptoms origin should be added here</NRV_CMT>
  <ISP_FLG>true</ISP_FLG>
  <Party>
    <NFTP_CDE>TRA</NFTP_CDE>
    <CDE>BE500081111</CDE>
  </Party>
  <Party>
    <NFTP_CDE>DLR</NFTP_CDE>
    <CDE>BE00005764</CDE>
  </Party>
  <Facility>
    <NFTP_CDE>SRC</NFTP_CDE>
    <CDE>BE50060010</CDE>
    <SNUN_CDE>BE50060010-0101</SNUN_CDE>
  </Facility>
  <Facility>
    <NFTP_CDE>DST</NFTP_CDE>
    <CDE>BE52700564</CDE>
  </Facility>
  <Animal>
    <REF_NBR>BE26125182</REF_NBR>
  </Animal>
  <Animal>
    <REF_NBR>BE55393208</REF_NBR>
  </Animal>
  <Inspection>
    <NAM>Salmonella</NAM>
    <RSLT>negative</RSLT>
    <DTE>2010-07-12T00:00:00+02:00</DTE>
  </Inspection>
  <Treatment>
    <NFFT_CDE>ADD</NFFT_CDE>
    <MEDC_ID>902</MEDC_ID>
    <TMT_DTE_FRM>2010-07-12T00:00:00+02:00</TMT_DTE_FRM>
    <TMT_DTE_TO>2010-07-20T00:00:00+02:00</TMT_DTE_TO>
    <WAI_PER>30</WAI_PER>
  </Treatment>
  <Treatment>
    <NFFT_CDE>ADD</NFFT_CDE>
    <MEDC_ID>867</MEDC_ID>
    <TMT_DTE_FRM>2010-07-12T00:00:00+02:00</TMT_DTE_FRM>
    <TMT_DTE_TO>2010-07-25T00:00:00+02:00</TMT_DTE_TO>
    <WAI_PER>45</WAI_PER>
  </Treatment>
</FoodChainNotification>
</FoodChainNotificationImport>
```



### **Import Food Chain Notification for Pigs**

```
<?xml version="1.0" encoding="UTF-8" ?>
<FoodChainNotificationImport User="TESTXML"
xmlns="http://Sanitrace.EAI/SanitraceRepository/SanitraceServices/FoodChainNotificationImportSchema">
<FoodChainNotification>
<NOTP_CDE>FCI</NOTP_CDE>
<NOKD_CDE />
<OCR_DTE>2010-10-12T00:00:00+02:00</OCR_DTE>
<RCV_DTE>2010-10-12T00:00:00+02:00</RCV_DTE>
<REF_NBR>7878790</REF_NBR>
<DOC_NBR />
<ANTP_CDE>PIG</ANTP_CDE>
<ANSB_CDE>PIGF</ANSB_CDE>
<ANM_CNT>60</ANM_CNT>
<ORIG_CDE>LOCAL</ORIG_CDE>
<ADPR_CDE />
<VRV_IDN_CRD_FLG>>false</VRV_IDN_CRD_FLG>
<CMN />
<SEU_DTE>2010-07-12T00:00:00+02:00 </SEU_DTE>
<DTH_FLG>>true</DTH_FLG>
<DIS_FLG>>true</DIS_FLG>
<DTH_CMT>Death Origin should be added here</DTH_CMT>
<DIS_CMT>Disease Origin should be added here</DIS_CMT>
<INFL_TMT_FLG>>true</INFL_TMT_FLG>
<ANTIB_TMT_FLG>false</ANTIB_TMT_FLG>
<ANTI_TMT_FLG>true</ANTI_TMT_FLG>
<RSK_SNU_FLG></RSK_SNU_FLG>
<CMPC_CTRY_CDE_BAG>AU,CN,CO</CMPC_CTRY_CDE_BAG>
<Party>
<NFTP_CDE>TRA</NFTP_CDE>
<CDE>BE500081111</CDE>
</Party>
<Party>
<NFTP_CDE>DLR</NFTP_CDE>
<CDE>BE00005764</CDE>
</Party>
<Facility>
<NFTP_CDE>SRC</NFTP_CDE>
<CDE>BE50060010</CDE>
<SNUN_CDE>BE50060010-0201</SNUN_CDE>
</Facility>
<Facility>
<NFTP_CDE>DST</NFTP_CDE>
<CDE>BE52700564</CDE>
</Facility>
<Inspection>
<NAM>Salmonella</NAM>
<RSLT>negative</RSLT>
<DTE>2010-07-12T00:00:00+02:00</DTE>
</Inspection>
<Treatment>
<NFTT_CDE>ADD</NFTT_CDE>
<MEDC_ID>902</MEDC_ID>
<TMT_DTE_FRM>2010-07-12T00:00:00+02:00</TMT_DTE_FRM>
<TMT_DTE_TO>2010-07-20T00:00:00+02:00</TMT_DTE_TO>
<WAI_PER>30</WAI_PER>
</Treatment>
<Treatment>
<NFTT_CDE>ADD</NFTT_CDE>
<MEDC_ID>867</MEDC_ID>
<TMT_DTE_FRM>2010-07-12T00:00:00+02:00</TMT_DTE_FRM>
<TMT_DTE_TO>2010-07-25T00:00:00+02:00</TMT_DTE_TO>
<WAI_PER>45</WAI_PER>
</Treatment>
</FoodChainNotification>
</FoodChainNotificationImport>
```

### Import Food Chain Notification for Poultry

```
<?xml version="1.0" encoding="UTF-8" ?>
<FoodChainNotificationImport User="TESTXML"
xmlns="http://Sanitrace.EAI/SanitraceRepository/SanitraceServices/FoodChainNotificationImportSchema">
<FoodChainNotification>
<NOTP_CDE>FCI</NOTP_CDE>
<NOKD_CDE />
<OCR_DTE>2010-10-12T00:00:00+02:00</OCR_DTE>
<RCV_DTE>2010-10-12T00:00:00+02:00</RCV_DTE>
<REF_NBR>7878787</REF_NBR>
<DOC_NBR />
<ANTP_CDE>PLTR</ANTP_CDE>
<ANSB_CDE>FCHCK</ANSB_CDE>
<ANM_CNT>50</ANM_CNT>
<ORIG_CDE>LOCAL</ORIG_CDE>
<ADPR_CDE />
<VRV_IDN_CRD_FLG>>false</VRV_IDN_CRD_FLG>
<CMN />
<CAG_NBR>7546786</CAG_NBR>
<LOT_NBR>560000</LOT_NBR>
<CRF_FLG>true</CRF_FLG>
<DTH_RTE>20</DTH_RTE>
<ANM_CNT_SLG>30</ANM_CNT_SLG>
<SEU_DTE>2010-07-12T00:00:00+02:00 </SEU_DTE>
<ISP_FLG>true</ISP_FLG>
<Party>
<NPTP_CDE>TRA</NPTP_CDE>
<CDE>BE00006192</CDE>
</Party>
<Party>
<NPTP_CDE>DLR</NPTP_CDE>
<CDE>BE00006192</CDE>
</Party>
<Facility>
<NFTP_CDE>SRC</NFTP_CDE>
<CDE>BE50059047</CDE>
<SNUN_CDE>BE50059047-0301</SNUN_CDE>
</Facility>
<Facility>
<NFTP_CDE>DST</NFTP_CDE>
<CDE>BE52700564</CDE>
</Facility>
<Inspection>
<NAM>Salmonella</NAM>
<RSLT>REP-78787</RSLT>
<DTE>2010-07-12T00:00:00+02:00</DTE>
</Inspection>
<Treatment>
<NFTT_CDE>ADD</NFTT_CDE>
<MEDC_ID>902</MEDC_ID>
<TMT_DTE_FRM>2010-07-12T00:00:00+02:00</TMT_DTE_FRM>
<TMT_DTE_TO>2010-07-20T00:00:00+02:00</TMT_DTE_TO>
<WAI_PER>30</WAI_PER>
<FOD_SUR_NAM>Food Supplier Name here</FOD_SUR_NAM>
<RAW_MAT_SUR_NAM>Raw material supplier here</RAW_MAT_SUR_NAM>
</Treatment>
<Treatment>
<NFTT_CDE>MED</NFTT_CDE>
<MEDC_ID>867</MEDC_ID>
<TMT_DTE_FRM>2010-07-12T00:00:00+02:00</TMT_DTE_FRM>
<TMT_DTE_TO>2010-07-20T00:00:00+02:00</TMT_DTE_TO>
<WAI_PER>30</WAI_PER>
<ANM_DIS>Disease/Symptoms description</ANM_DIS>
<ANM_AGE>10</ANM_AGE>
</Treatment>
<Treatment>
<NFTT_CDE>VACC</NFTT_CDE>
<MEDC_ID>850</MEDC_ID>
<ANM_AGE>10</ANM_AGE>
</Treatment>
</FoodChainNotification>
</FoodChainNotificationImport>
```

### **Import Food Chain Notification for Sheep/Goat/Deer**

```
<?xml version="1.0" encoding="UTF-8" ?>
<FoodChainNotificationImport User="TESTXML"
xmlns="http://Sanitrace.EAI/SanitraceRepository/SanitraceServices/FoodChainNotificationImportSchema">
<FoodChainNotification>
<NOTP_CDE>FCI</NOTP_CDE>
<NOKD_CDE />
<OCR_DTE>2010-10-12T00:00:00+02:00</OCR_DTE>
<RCV_DTE>2010-10-12T00:00:00+02:00</RCV_DTE>
<REF_NBR>7878740</REF_NBR>
<DOC_NBR />
<ANTP_CDE>SHP</ANTP_CDE>
<ANSB_CDE>SHP</ANSB_CDE>
<ANM_CNT>100</ANM_CNT>
<ORIG_CDE>LOCAL</ORIG_CDE>
<ADPR_CDE />
<VRV_IDN_CRD_FLG>>false</VRV_IDN_CRD_FLG>
<CMN />
<SEU_DTE>2010-07-12T00:00:00+02:00 </SEU_DTE>
<DTH_FLG>true</DTH_FLG>
<DIS_FLG>true</DIS_FLG>
<DTH_CMT>Death Origin should be added here</DTH_CMT>
<DIS_CMT>Disease Origin should be added here</DIS_CMT>
<SLRN_CDE>ORSL</SLRN_CDE>
<ISP_FLG>true</ISP_FLG>
<Party>
<NPTP_CDE>TRA</NPTP_CDE>
<CDE>BE700175020</CDE>
</Party>
<Party>
<NPTP_CDE>DLR</NPTP_CDE>
<CDE>BE700175020</CDE>
</Party>
<Facility>
<NFTP_CDE>SRC</NFTP_CDE>
<CDE>BE70062079</CDE>
<SNUN_CDE>BE70062079-0501</SNUN_CDE>
</Facility>
<Facility>
<NFTP_CDE>DST</NFTP_CDE>
<CDE>BE52700564</CDE>
</Facility>
<Inspection>
<NAM>Salmonella</NAM>
<RSLT>negative</RSLT>
<DTE>2010-07-12T00:00:00+02:00</DTE>
</Inspection>
<Treatment>
<NFTT_CDE>ADD</NFTT_CDE>
<MEDC_ID>902</MEDC_ID>
<TMT_DTE_FRM>2010-07-12T00:00:00+02:00</TMT_DTE_FRM>
<TMT_DTE_TO>2010-07-20T00:00:00+02:00</TMT_DTE_TO>
<WAI_PER>30</WAI_PER>
</Treatment>
</FoodChainNotification>
</FoodChainNotificationImport>
```

## **Output Schema: Interaction Result**

## Field Descriptions

M: Mandatory

O: Optional

C (Condition): Conditional (depend on value of other field)

FoodChainNotification				
Field	Type	Description		Allowed Values
NOTP_CDE	string	Notification Type	M All animal Types	<a href="#">See Valid codes</a>
NOKD_CDE	string	Notification Kind	O All animal Types	
OCR_DTE	dateTime	Notification Date	M All animal Types	Any valid Date
RCV_DTE	dateTime	Receive Date	M All animal Types	Any valid Date
REF_NBR	string	Reference Number	M for FED users All animal Types	Any Alphanumeric text(15 char)
DOC_NBR	string	Document Number	O All animal Types	Any Alphanumeric text(50char)
ANTP_CDE	string	Animal Type	M All animal Types	<a href="#">See valid Codes</a>
ANSB_CDE	string	Animal Subtype	M All animal Types	<a href="#">See valid Codes</a>
ANM_CNT	integer	Animal Count	M All animal Types except BOV as it is calculated automatically	Any numeric value
ORIG_CDE	string	Origin Code	M All animal Types	<a href="#">See Valid codes</a>
ADPR_CDE	string	Animal Departure Reason	C(VRV_IDN_CRD_FLG= true) All animal Types	<a href="#">See Valid codes</a>
VRV_IDN_CRD_FLG	Boolean	VRV Identification card	O All animal Types	True or False
CMN	string	Comment	O All animal Types	Any Alphanumeric text(250 char)
DTH_FLG	Boolean	Death	O All animal Types except Poultry	True or False
DIS_FLG	Boolean	Disease	O All animal Types except Poultry	True or False
DTH_CMT	string	Death Origin	C (DTH_FLG =true) All animal Types except Poultry	Any Alphanumeric text(250 char)
DIS_CMT	string	Disease Origin	C (DIS_FLG =true) All animal Types except Poultry	Any Alphanumeric text(250 char)
ISP_FLG	Boolean	Inspection	O All animal types except PIG as it is set by default to true for Pigs	True or False
SLRN_CDE	string	Slaughter Reason	O Sheep/Goat/Deer only	<a href="#">See Valid codes</a>
CAG_NBR	string	Cage Number	O Poultry Only	Any Alphanumeric text(30 char)
LOT_NBR	string	Unique Lot Number	O Poultry Only	Any Alphanumeric text(30 char)
CRF_FLG	boolean	Valid belplume certificate	O Poultry Only	True or False
DTH_RTE	integer	Total % of Death	O Poultry Only	Any number between 0 and 100
SEU_DTE	dateTime	Set Up Date	O All Animal Types	Any valid Date
ANM_CNT_SLG	number	Animal set-up Count	O Poultry Only	Any numeric value
NRV_FLG	Boolean	Nervous Symptoms	O Bovine Only	True or False
NRV_CMT	string	Nervous Symptoms Origin	C (NRV_FLG=true) Bovine Only	Any Alphanumeric text(250 char)
RSK_SNU_FLG	string	Risk Sanitary Unit	O	

			Pig Only	
CMPC_CTRY_CDE_BAG	string	Pig 3rd Country Compliance	O Pig Only	<a href="#">See Valid codes</a>
INFL_TMT_FLG	Boolean	Anti-inflammation medicine	M for PIG Medicine Type Administration for Pig Only	True or False
ANTIB_TMT_FLG	Boolean	Antibiotics	M for PIG Medicine Type Administration for Pig Only	True or False
ANTI_TMT_FLG	Boolean	Anti-parasites medicine	M for PIG Medicine Type Administration for Pig Only	True or False
Party				
Field	Type	Description		Allowed Values
NPTP_CDE	string	Notification party type	M if Party tag is defined in xml All Animal Types	<a href="#">See Valid codes</a>
CDE	string	Party Code	M if Party tag is defined in xml All Animal Types	Existing Party Code
Facility				
Field	Type	Description		Allowed Values
NFTP_CDE	string	Notification Facility Type	M if facility tag is defined in xml All Animal Types	<a href="#">See Valid codes</a>
CDE	string	Facility Code	M if facility tag is defined in xml All Animal Types	Existing Facility Code
SNUN_CDE	string	Origin Sanitary Unit Code	M for source facility only for animals that require a sanitary unit. All Animal Types	Existing Sanitary Unit Code
Animal (Should only be used if animal type is Bovine)				
Field	Type	Description		Allowed Values
REF_NBR	string	Animal Reference Number	M for Bovines	Origin Code is Local: Existing Animal Code Origin Code is not Local Any valid animal number.
Inspection (Inspection Data will only be added if ISP_FLG is true or animal type is PIG)				
Field	Type	Description		Allowed Values
NAM	string	Inspection Name	M if inspection tag is defined in the xml All Animal Types	Any Alphanumeric text(200 char)
RSLT	string	Inspection Result or Inspection Report Reference Number in case of Poultry	O All Animal Types	Poultry :Any Alphanumeric text(50 char) Others: Any Alphanumeric text(200 char)
DTE	dateTime	Inspection Date	O All Animal Types	Any valid Date
Treatment				
Field	Type	Description		Allowed Values
NFTT_CDE	string	Notification Treatment Type	M if treatment tag is defined in the xml All Animal Types	<a href="#">See Valid codes</a>
MEDC_ID	string	Medicine ID	M if treatment tag is defined in the xml All Animal Types	Existing Medicine ID
TMT_DTE_FRM	dateTime	Treatment Date From	C (NFTT_CDE = ADD OR MED) All Animal Types	Any valid Date
TMT_DTE_TO	dateTime	Treatment Date To	C (NFTT_CDE = ADD OR MED) All Animal Types	Any valid Date
WAI_PER	integer	Waiting Period	C (NFTT_CDE = ADD OR MED) All Animal Types	Any numeric value
ANM_AGE	integer	Animal Age	C (NFTT_CDE = VACC OR MED)	Any numeric value


			Poultry Only	
RAW_MAT_SUR_NAM	string	Raw Material supplier Name	C (NFTT_CDE = ADD) Poultry Only	Any Alphanumeric text(50 char)
ANM_DIS	string	Animal Diseases/Symptoms	C (NFTT_CDE = MED) Poultry Only	Any Alphanumeric text(250 char)
FOD_SUR_NAM	string	Food Supplier Name	C (NFTT_CDE = ADD) Poultry Only	Any Alphanumeric text(50 char)

## Working On Behalf Of

To support 3<sup>rd</sup> party services, we added ‘work on behalf of’ functionality. The principle is quite simple. Besides passing user /security token you know pass two additional information elements:

OnBehalfRole	The application role of the entity you are working on behalf of e.g. FARM, ...
OnBehalfEntity	The entity you are working on behalf of. This typically will be a Facility or a Sanitary Unit. However, the functionality might be extended to parties to

We have currently only updated the schema’s for movements and birth/imports. And we will not ‘re-display’ all XSD schema’s – but the picture underneath shows how the ‘OnBehalf’ information is added in the root – element of an XML



A	User	string
A	SecurityToken	string
A	OnBehalfRole	string
A	OnBehalfEntity	string
A	UserLanguage	string

If you are working ‘on behalf of’ always add the tokens. They might be non-functional now but will become functional soon...

## Localized Error Messages

As seen in the above structure there is also an attribute called UserLanguage. This attribute has to be set with every message call.

The allowed languages are EN (English), NL (Dutch), FR (French), DE (German)

The interaction result or exception messages are then localized in the specified language

## Interfaces – Technical Usage

### *Web Application*

The online application can be accessed via

- [http://qas.sanitrac.be/web/QAS\\_Sanitel\\_Web/Pages/Common/Default.aspx](http://qas.sanitrac.be/web/QAS_Sanitel_Web/Pages/Common/Default.aspx)

In principle you should log in with your user name and then navigate to the Upload XML page. Select an XML, submit it and save or open the result XML...

It is a good practice to study the application online behavior before you start using the back-end services. In fact a lot of the functionality is very similar

Please consider the user manuals discussing the online application, general working, registering accounts, updating your profile, registering issues, etc. To retrieve the manuals click on the InfoCentre link in the top right corner of the application header.



## **Channel 1. upload / download via secured web service**

The web services can be access via

[http://qas.sanitrace.be/int/OAS\\_Sanitel\\_ExtInterfacingSvcs/SanitelServices.asmx](http://qas.sanitrace.be/int/OAS_Sanitel_ExtInterfacingSvcs/SanitelServices.asmx)

This site is secured you need to enter the following credentials:

User: XML4SNTRC

Password: ed5R#CK5

This provides the list of both import and export Web Methods as shown underneath.

Sanitrace Services

The following operations are supported. For a formal definition, please review the [Service Description](#).

- [ExportAnimal](#)
- [ExportAnimalMovementNotificationOverview](#)
- [ExportAnimalOverview](#)
- [ExportChangeNotificationOverview](#)
- [ExportFacilityOverview](#)
- [ExportMovementNotification](#)
- [ExportMovementNotificationOverview](#)
- [ExportPartyOverview](#)
- [ExportProductionUnitOverview](#)
- [ExportSanitaryUnit](#)
- [ExportSanitaryUnitOverview](#)
- [ImportAnimalNotification](#)
- [ImportChangeNotification](#)
- [ImportInventoryNotification](#)
- [ImportMovementNotification](#)
- [ImportPopulationNotification](#)
- [ImportProductionUnitNotification](#)
- [ImportRiskNotification](#)

Modern development environments such as .Net or Java can reference the asmx file and generate WebService stubs in your development environment. After that you can code using direct access of the XML structures

Publishing web services as an asmx has some additional advantages. First it is very convenient to get insight in to the XML input and output structure and get a basis to start from. Just click on a method (e.g. Export Animal Overview)

## Sanitrace\_SanitraceServices

Click [here](#) for a complete list of operations.

### ExportAnimalOverview Method (Use Case)

#### Test

The test form is only available for requests from the local machine.

#### SOAP 1.1

The following is a sample SOAP 1.1 request and response. The **placeholders** shown need to be

```
POST /int/Q&S_Sanitrace_ExtInterfacingSvc/SanitraceServices.asmx HTTP/1.1
Host: gas.sanitrace.be
Content-Type: text/xml; charset=utf-8
Content-Length: length
SOAPAction: "http://Sanitrace.EAI/SanitraceRepository/SanitraceServices/ExportAnimalOverview"

<?xml version="1.0" encoding="utf-8"?>
<soap:Envelope xmlns:xsi="http://www.w3.org/2001/XMLSchema-instance" xmlns:soap="http://schemas.xmlsoap.org/soap/envelope/">
  <soap:Body>
    <ExportAnimalOverview xmlns="http://Sanitrace.EAI/SanitraceRepository/SanitraceServices" >
      <AnimalOverviewExportRequest User="string" SecurityToken="string">
        <Animal xmlns="http://Sanitrace.EAI/SanitraceRepository/SanitraceServices">
          <CDE>string</CDE>
          <ANTP_CDE>string</ANTP_CDE>
          <PRUN_REF_NBR>string</PRUN_REF_NBR>
          <FCLT_CDE>string</FCLT_CDE>
          <SNUN_CDE>string</SNUN_CDE>
          <UPD_DTE_FRM>dateTime</UPD_DTE_FRM>
          <UPD_DTE_TO>dateTime</UPD_DTE_TO>
          <TRGR_CDE>string</TRGR_CDE>
        </Animal>
      </AnimalOverviewExportRequest>
    </ExportAnimalOverview>
  </soap:Body>
</soap:Envelope>
```

Input structure  
+ All attributes

```
HTTP/1.1 200 OK
Content-Type: text/xml; charset=utf-8
Content-Length: length

<?xml version="1.0" encoding="utf-8"?>
<soap:Envelope xmlns:xsi="http://www.w3.org/2001/XMLSchema-instance" xmlns:soap="http://schemas.xmlsoap.org/soap/envelope/">
  <soap:Body>
    <ExportAnimalOverviewResponse xmlns="http://Sanitrace.EAI/SanitraceRepository/SanitraceServices" >
      <AnimalOverviewExport User="string" SecurityToken="string" Response="string">
        <Animal>
          <ANTP_CDE>string</ANTP_CDE>
          <CDE>string</CDE>
          <MACT_CDE>string</MACT_CDE>
          <MRK_CDG>string</MRK_CDG>
          <MRK_NBR>string</MRK_NBR>
        </Animal>
      </AnimalOverviewExport>
    </ExportAnimalOverviewResponse>
  </soap:Body>
</soap:Envelope>
```

Output structure  
+ All attributes

Another powerful feature of Web Services is that one can retrieve the online Web Service Definition in general and all XSD schema's in particular.

i.e.

[http://qas.sanitrace.be/int/QAS\\_Sanitel\\_ExtInterfacingSvcs/SANITELSERVICES.ASMX?wsdl](http://qas.sanitrace.be/int/QAS_Sanitel_ExtInterfacingSvcs/SANITELSERVICES.ASMX?wsdl)

The schema names are automatically generated so might get changed when updating the proxy. See the table underneath for the active configuration. A Schema can be retrieved directly via

[http://qas.sanitrace.be/int/QAS\\_Sanitel\\_ExtInterfacingSvcs/SANITELSERVICES.ASMX?schema=schemaXX](http://qas.sanitrace.be/int/QAS_Sanitel_ExtInterfacingSvcs/SANITELSERVICES.ASMX?schema=schemaXX)

with XX the schema number as defined in the table underneath

schema31	AnimalExport
schema25	AnimalMovementNotificationOverviewExport
schema2	AnimalNotificationImport
schema28	AnimalOverviewExport
schema6	ChangeNotificationImport
schema34	ChangeNotificationOverviewExport
schema23	ExportAnimalMovementNotificationOverviewRequest
schema26	ExportAnimalOverviewRequest
schema29	ExportAnimalRequest
schema32	ExportChangeNotificationOverviewRequest
schema35	ExportFacilityOverviewRequest
schema38	ExportMovementNotificationOverviewRequest
schema41	ExportMovementNotificationRequest
schema44	ExportPartyOverviewRequest
schema47	ExportProductionUnitOverviewRequest
schema50	ExportSanitaryUnitOverviewRequest
schema53	ExportSanitaryUnitRequest
schema37	FacilityOverviewExport
schema9	InventoryNotificationImport
schema43	MovementNotificationExport
schema12	MovementNotificationImport
schema40	MovementNotificationOverviewExport
schema46	PartyOverviewExport
schema15	PopulationNotificationImport
schema18	ProductionUnitNotificationImport
schema49	ProductionUnitOverviewExport
schema21	RiskNotificationImport

The zip file underneath gives a .Net example on how to make calls to the Web Service

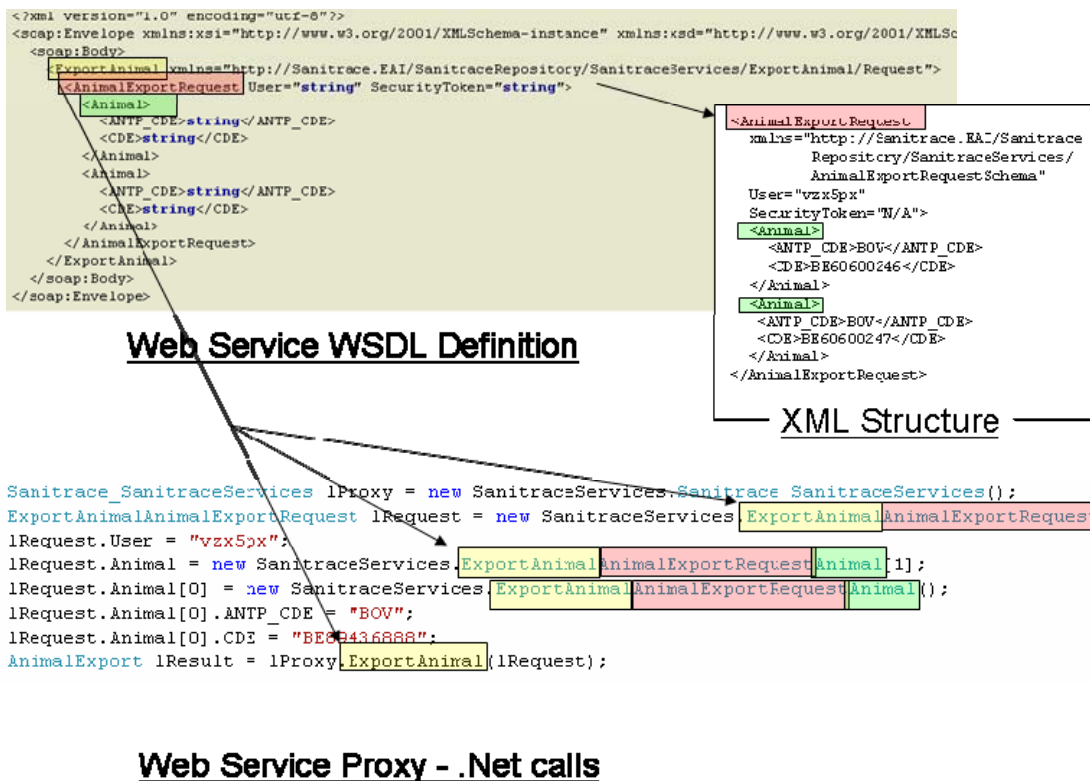


Package

Since Microsoft Patch 928365 – the behavior of the XSD tool is definitively prohibiting the use of anonymous types -- System.Xml.Serialization.XmlTypeAttribute(AnonymousType=true)

The effect is the following stub generation strategy:

## WSDL -> SOAP Envelope



As such you actually get “long names” in your code which can be a bit confusing. However, as you get the ‘method name’ – ‘structure name’- ‘structure table’ insight it is rather straightforward again...

### Channels 2 to 4

The examples given in this document actually were slightly 'altered' for better readability. i.e. the xmlns-directive should be without spaces / linebreaks. The XML as such should look like...

#### EXPA – 2 – Retrieve all Slaughterhouses – correct XML

```
<?xml version="1.0" encoding="utf-8"?>
  <PartyOverviewExportRequest
xmlns="http://Sanitel.EAI/SanitelRepository/SanitelServices/PartyOverviewExportRequestSchema"
  User="TESTXML" SecurityToken="N/A" ResultIndex="0">
    <Party>
      <PATP_CDE>SLGHS</PATP_CDE>
    </Party>
```

The zip file underneath contains some example XML files these can be used by all subsequent scenario's as these work with pure XML files rather than Web Services. Obviously the XML's are formed according to the schema's defined above.

TODO – as soon as the code = operational – add a zip file of the above XML examples but with actual examples

## ***Channel 2 - upload / download via secured streaming page***

SlaughterFile and SlaughterInfo XML files to be imported can be streamed to the following secured page

[http://qas.sanitrac.be/int/QAS\\_Sanitel\\_ExtInterfacingSvcs/GenericXMLHandler.ashx](http://qas.sanitrac.be/int/QAS_Sanitel_ExtInterfacingSvcs/GenericXMLHandler.ashx)

To access the pages you need to enter the following credentials:

User: XML4SNTRC

Password: ed5R#CK5

The code underneath gives an example on how to use this secured interface



Package

## ***Channel 3 - upload / download via unsecured streaming page***

XML import files can be streamed to the following page

[http://qas.sanitrac.be/web/QAS\\_Sanitel\\_Web/Interfacing/GenericXMLHandler.ashx](http://qas.sanitrac.be/web/QAS_Sanitel_Web/Interfacing/GenericXMLHandler.ashx)

The code in scenario 2 can be used. Just replace the URL as mentioned above and delete user name and password

## ***Channel 4 - upload / download via web page***

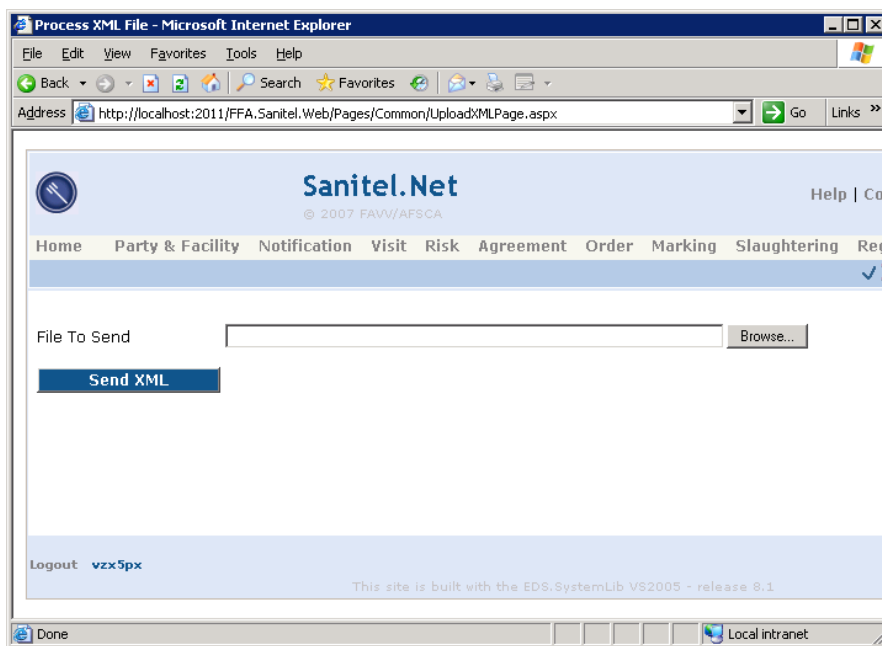
After selecting the menu option

### **Upload XML**

Or by entering the URL

[http://qas.sanitrac.be/web/QAS\\_Sanitel\\_Web/Pages/Common/UploadXMLPage.aspx](http://qas.sanitrac.be/web/QAS_Sanitel_Web/Pages/Common/UploadXMLPage.aspx)

You get to the manual upload page which is rather straight forward.



On this page you can test whether your xml is correctly filled in. In case your streaming does not work or give satisfactory results please test it first using the manual scenario.

Be sure you get on this page and NOT on the XML upload page for the slaughter module...

## URL Summary

For testing in the ongoing development environment

- [http://qas.sanitrac.be/int/QAS\\_Sanitel\\_ExtInterfacingSvcs/GenericXMLHandler.ashx](http://qas.sanitrac.be/int/QAS_Sanitel_ExtInterfacingSvcs/GenericXMLHandler.ashx)
- [http://qas.sanitrac.be/int/QAS\\_Sanitel\\_ExtInterfacingSvcs/SanitelServices.asmx](http://qas.sanitrac.be/int/QAS_Sanitel_ExtInterfacingSvcs/SanitelServices.asmx)
- [http://qas.sanitrac.be/web/QAS\\_Sanitel\\_Web/Pages/Common/UploadXMLPage.aspx](http://qas.sanitrac.be/web/QAS_Sanitel_Web/Pages/Common/UploadXMLPage.aspx)

## The Luxembourg URLs

In addition all interface URLs and definitions will be standardized on the “**Sanilux**” – naming and the .be suffix needs to be changed to lu

i.e.

[http://qas.sanitrac.be/int/QAS\\_Sanitel\\_ExtInterfacingSvcs/GenericXMLHandler.ashx](http://qas.sanitrac.be/int/QAS_Sanitel_ExtInterfacingSvcs/GenericXMLHandler.ashx)

will become

[http://qas.sanitrac.lu/int/QAS\\_Sanilux\\_ExtInterfacingSvcs/GenericXMLHandler.ashx](http://qas.sanitrac.lu/int/QAS_Sanilux_ExtInterfacingSvcs/GenericXMLHandler.ashx)\*

[http://qas.sanitrac.lu/int/QAS\\_Sanilux\\_ExtInterfacingSvcs/GenericXMLHandler.ashx](http://qas.sanitrac.lu/int/QAS_Sanilux_ExtInterfacingSvcs/GenericXMLHandler.ashx)

Schema definition like

<http://Sanitel.EAI/SanitelRepository/SanitelServices/RiskNotificationImportSchema>

are unchanged



## Production URLs

All URLs specified contain the word QAS at least once in the URL. For production all of the above will remain the same, except that the characters qas or QAS are to be replaced by prd or PRD

i.e.

[http://prd.sanitrac.be/int/PRD\\_Sanitel\\_ExtInterfacingSvcs/GenericXMLHandler.ashx](http://prd.sanitrac.be/int/PRD_Sanitel_ExtInterfacingSvcs/GenericXMLHandler.ashx) \*

or for Luxembourg

[http://prd.sanitrac.lu/int/PRD\\_Sanilux\\_ExtInterfacingSvcs/GenericXMLHandler.ashx](http://prd.sanitrac.lu/int/PRD_Sanilux_ExtInterfacingSvcs/GenericXMLHandler.ashx)

## Web Service Security

The Web Services are until now only secured using the XML web services user-account and password. And this account is shared by all XML users. Furthermore, we do not intend to introduce https for the web services, both for performance reasons and stability reasons. Especially in web services high-frequent https connectivity can cause problems. Additionally we do not expect people to strongly authenticate them using X509 certificates as this is probably overkill for this application...

All XML users have to specify their User-account in the message. This account is used for treating the XML this sharing of the same connection is on itself not a problem.

This user account is linked to the Party and Facility for whom the XML requests are being done (e.g. an arrival, a change notification,... ) and security and business rules are validated against this user account (Read: The XML is processed against the rights of this user). In addition, this user account is also used in the audit trail.

Now, the attentive reader has detected two possible security issues. What if a hacker sniffs the message and resubmits it possibly with other information? What if you specify a user name you should not use? Let's ignore the first one and focus on the second one...

Indeed, theoretically people having access to XML messaging and knowing accounts of other users could submit an XML as if they were that user...

That's where the security token comes into play...

In practice you still can leave the security token blank as this is a trusted user community. In addition you need to know the other user name and last but not least we do quiet some tracing on IP-address level to detect abuse or to do some analysis in case abuse is detected. This XML tracking also includes the content of the XML request so we actually can verify if XML users do not 'abuse' there XML capabilities by querying information they should not access...

So no additional Web Service Security is for the time being still an option. Nevertheless we do invite you to implement one of the method-security elements discussed underneath. And as soon as you are on level 3 or 4 you also make the life of the hacker a lot more difficult...

We now discuss how in the online application the XML security can be configured. This is done in tab 6 in the user profile. In this tab we manage some advanced security settings managing connectivity with the application both in the online as well as for the XML. The settings defined in this tab will define how you need to send your XML messages.

The screenshot shows a configuration window with a tabbed interface at the top labeled p.1 through p.6. The active tab is p.6. The main area contains the following settings:

- Must Use SSL Logon
- Uses XML
- XML Security Active
- XML Security Token Type: TokenKeyHashed (dropdown menu)
- XML Token / Encryptor: Ge5Y0+n8cSTYNZUGKI (with a key icon and a refresh icon)
- XML Security Key: 324 (text input field)

At the bottom center of the window is a blue button labeled "Update Profile".

### Must Use SSL Logon Checkbox

This flag indicates whether this User should logon via the Secure Server. If the user logs on via the normal login he is blocked for 2 minutes. We deliberately do NOT lock the user out because;

- The password has been sent clear text over the line – so the ‘harm’ has been done anyway
- the https channel might be closed down as protection against from a standard https/virus attack

### Uses XML Checkbox

The Uses XML checkbox is a flag that indicates that a certain LOGIN-account can also use XML to load / export information.

## XML Security Token Type

This setting defines which Security strategy is followed in the XML messages. i.e. it defines what is being passed in the security token. The options are:

1. Security Token
2. Hashed Security Token
3. Date-based Security Token
4. Hashed Date-based Security Token
5. Key-based Security Token
6. Hashed Key-based Security Token
7. AES Encrypted Date-Time Value

The table underneath gives an overview of what the XML Security Token Settings are and additionally demonstrate how the security token can be filled in. Finally, column 5 gives an example of the real security token as filled in in the XML .

Option	Description	Security Token example	Key example	XML Security Token
1. Security Token	The security token plays the role of a kind of password	SomeSecret	-	SomeSecret
2. Hashed Security Token	The above security token is hashed with the SHA1 algorithm	SomeSecret	-	o3En/+Fm638yxFW4AHISkb7Taz4=
3. Date-Based Security Token	The security token is combined with the key	Some{0}Secret SomeSecret		Some20080929Secret
4. Hashed Date-Based Security Token	The security token is combined with the key	Some{0}Secret SomeSecret		hNvdH6haYJ4WAdMYJx9vF/ewpaQ=
5. Key-based Security Token	The security token is combined with the key	Some{0}Secret SomeSecret	210*	Some210Secret SomeSecret210
6. Hashed Key-based Security Token	The combined key / security token is hashed with the SHA1 algorithm	Some{0}Secret SomeSecret	210*	/bvVn9ub3lj1yOKKedP2I024ftc= v+KoBSaBWhAqMCDVzXGnJi3ejDQ=
7. AES Encrypted Date-Time Value	A <USER XML date time now> value encrypted using AES	SomeSecretAESSaltValue	-	TESTXML 2008-11-12T12:00:00 = encrypted Sn1Qn6B6bUakN2kjtRMjQU7jfwXor0Jg WTpX2lrjibwiR/iOI5rkSX4Gzfy0Nufjyb9q MllSVvSU34fRRoPhg==

(1) Security Token is the simplest form and could be easily rolled out.

(2) Hides this secret from the user

(3) And (4) are still quite simple and make the connection already quite secure. This should be the targeted average security level...

(5),(6) and (7) are advanced security means making the connection more or less as secure as if you would have installed a special certificate on the PC of this user.

The AES example is based on an EAS encryptor initialized based on the following settings

```
passPhrase="PassPhraseToGenerateAnAESPASSWORD"  
saltValue="SomeSecretSaltValue"  
hashAlgorithm="SHA1"  
initVector="gucpLaGR"  
keySize="Size128"
```

The Salt Value = the one you add in the security token!

(\* Remark that with every XML – message the key is incremented.

Is it an option to leave the Security Token Type blank?

Actually it is. At that moment there is no extra web service security.

## Frequently Asked Questions

1. Q: Can we still use the old Sanitel/Beltrace numbers?  
A: Yes you can, however there is still a small change. The new Beltrace/Sanitel makes the difference between Liable Party and Facility more explicitly. E.g. Transporters, Submitters and Owners refer to Parties. Farms where the animals come from refer to facilities. However sometimes a farmer is also the submitter or transporter. So you should know his party number and his facility number. To minimize the effort needed, the application accepts the facility number as a party number too. However in the export of data the correct numbers will be used.
2. Q: What about foreign transporters, or private persons? Are they in the system?  
A: The best way is to first have a look in the system (search by name, realm register number,...), and if they are not there, create a new party using “Simple Party Maintenance” – the party than generated will have an S000XXXX number and this number can be permanently used for referring to this party.
3. Q: A few of these persons already have a 9-digit zero prefixed FAVV BOOD / KBO number. Can I use that number?  
A: Unfortunately it is not possible to use this number (yet) as in the Sanitel application there still can be multiple parties linked to the same FAVV BOOD / KBO number. However, you can search on this 9-digit zero prefixed number too for finding the party, and in case it is not there you can fetch its BOOD / KBO information when creating the party (i.e. create simple party maintenance > tab to field external reference number -> enter the 9-digit zero prefixed FAVV BOOD / KBO number -> Hit the check button -> Name + address info is fetched...
4. Q: And foreign cattle farms – should we create those too as temporary parties?  
A: No, in the XML –structure there is the document tag where you can specify the certificates of these foreign cattle farms. Both local or international (TRASYS) certificates can be used.
5. Q: What is the difference between a Party and a Facility?  
A: The Party is the Juridical entity and is in the process of being rationalized and aligned with the Central KBO registration, the Facility is the more down-to-earth number of a certain ‘facility’ on a certain ‘location’. One party can be responsible for multiple facilities but a facility only has one liable party...
6. Q: Can we register now multiple transporters via the XML\*  
A: Yes you can, just an extra Party Tage with SLPT\_CDE-code = ‘TRS’
7. Q: Can we now register dead animals via the XML\*  
A: Yes you can See example 2

8. Q: Can we put local animals and foreign animals in one SlaughterFile\*  
 A: No, you can not. The origin code (ORIG\_CDE) has to be filled in on SlaughterFile level and indicates if the animals come from abroad or local. So you need to split the declaration
9. Q: I get PATY\_CDE mandatory FCLT\_CDE mandatory messages. What do they mean?  
 \*  
 A: I agree the error messages are not always optimal – but it typically refers to not specified or incorrectly specified parties (Submitter, Owner, Transporter) or facilities. Please check whether your specified codes are filled in and are in the correct format (BE12345678)
10. Q: What's the difference between SAV (Saving) and SUBM (Submitting) a declaration?  
 \*  
 A: As soon as you SUBMIt a declaration, it is the signal that the inspections can take place and it cannot be altered anymore. When SAVing a declaration you can do an update later (e.g. if you want to change weight categories or so...) However a manual or XML – SUBM-it is needed to progress the workflow.
11. Q: I just use trial and error and sometimes the messages are somewhat hard to understand. Is there a possible overview of all that can go wrong? What other messages are there?  
 A: I agree the error messages are not always optimal, and unfortunately I do not have an exhaustive list of all possible errors you can make when doing trial and error XML filling, but it is a point where we try to improve continuously. The most visible error checking is on the possible code-value schema's and mandatory fields, but excessive field lengths or duplicate keys can result in less user friendly messages... On the other hand this is not an online application, but a data-interchange protocol with 'trusted party' applications – so we do can assume some basic validation at the input side ;-)
12. Q: Is there a manual of the online application? Where can I get them?  
 A: There are three manuals: The EAI Manual (this one – in English only), a getting started manual with general application navigation tips (In Dutch and French) and a functional manual for the Slaughtering functionality (Also in Dutch and French). In total these manuals add up to over 10 MB so they cannot be easily send around. The manuals are distributed during the training and FAVV-AFSCA has made them available via the web site too. You can find all manuals by clicking the info-centre link on the top-right side of the application screens
13. Q: What integration scenario is preferred?  
 A: As described above both scenario's 1 and 2 (Web Service and Secured Streaming) are the preferred ones. The Web Service has one additional advantage and that is that a local 'object structure' can be created rather than working with the XML itself. The Streaming has the advantage that you can use scenario 4 to test your stuff first...

14. Q: What username do we use in the XML? How do I get a logon? What if I am a systems integrator and not e.g. a Slaughterhouse?

A: You can use any logon of this Slaughterhouse as long as they exist in the application? Contact the general helpdesk for a user id. If you re a system integrator ask a Logon ID in the QAS-environment and have it configured for one of the slaughterhouses you work for. Please inform the slaughterhouse about this...

15. Q: Can I put everything in uppercase?

A: No, you cannot XML is case-sensitive so your structure tag-names e.g. for <SanitaryUnit> need to be exactly <SanitaryUnit> and not <Sanitaryunit>, <sanitaryunit> or <SANITARYUNIT>. The same applies to a namespace definition like xmlns="http://Sanitel.EAI/SanitelRepository/SanitelServices/PartyOverviewExportRequestSchema"

16. Q: My test XML gives an error and I copied it from your example

A: for readability we sometimes entered extra spaces in the XML – especially in the namespace definition, copying the example blindly will not work. E.g. the example shows:

```
xmlns="http://Sanitel.EAI/SanitelRepository/SanitelServices/PartyOverview
ExportRequestSchema"
```

But it actually is one string

```
xmlns="http://Sanitel.EAI/SanitelRepository/SanitelServices/PartyOverviewExportRequestSchema"
```

17. Q: My XML still gives an error

A: As long as you get Error in XML your XML is not formatted correctly – reasons can include

- Incorrectly closed tags
- Special characters like % in strings
- Non-date representations
- ...

Most of the time the parser also gives a location e.g. line 12 char 44 – go to the corresponding line / column and check the error. It should be close in the neighbourhood there ;-)

18. Q: How can I specify an empty tag.

A: We support the standard W3C empty tags techniques.

For “strings” this includes:

No tag	<Animal> <ANTP_CDE>BOV</ANTP_CDE> <SNUN_CDE>BE10014385-0101</SNUN_CDE> </Animal>
Closed tag	<Animal> <FCLT_CDE/> <ANTP_CDE>BOV</ANTP_CDE> <SNUN_CDE>BE10014385-0101</SNUN_CDE> </Animal>
Open/Close tag -> STRINGS ONLY !!!	<Animal> <FCLT_CDE></FCLT_CDE> <ANTP_CDE>BOV</ANTP_CDE> <SNUN_CDE>BE10014385-0101</SNUN_CDE> </Animal>

For “datetimes” this includes:



No tag	<pre>&lt;Animal&gt; &lt;ANTP_CDE&gt;BOV&lt;/ANTP_CDE&gt; &lt;SNUN_CDE&gt;BE10014385-0101&lt;/SNUN_CDE&gt; &lt;/Animal&gt;</pre>
Null values	<pre>&lt;Animal&gt; &lt;ANTP_CDE&gt;BOV&lt;/ANTP_CDE&gt; &lt;SNUN_CDE&gt;BE10014385-0101&lt;/SNUN_CDE&gt; &lt;UPD_DTE_FRM&gt;0001-01-01T00:00:00&lt;/UPD_DTE_FRM&gt; &lt;UPD_DTE_TO&gt;0001-01-01T00:00:00&lt;/UPD_DTE_TO&gt; &lt;/Animal&gt; &lt;/AnimalOverviewExportRequest&gt;</pre>

For other XML types there is only the No Tag option

19. Q: How can I see the field lengths

A: Technically speaking, field length specifications are not standard part of XML. There have been proposed some standards but the general conclusion of any such debate is always that XML should not be specifying lengths.

For informational purpose these are our standards

Strings are by default 50 characters UNLESS:

- They represent "User Codes" -> Length 5
- They represent "Descriptions" -> Length 255
- They represent "Comments" -> Length 800
- They are explicitly constrained to another length for technical reasons. An example of this is street in the current interfaces which are constrained to 40 for printing reasons
- Examples:
  - o *NAM VARCHAR2(50 CHAR)*
  - o *ALI VARCHAR2(50 CHAR)*
  - o *AL2 VARCHAR2(50 CHAR)*
  - o *STR VARCHAR2(40 CHAR)*
  - o *ZIP VARCHAR2(50 CHAR)*
  - o *CTY VARCHAR2(50 CHAR)*
  - o *MCP VARCHAR2(50 CHAR)*
  - o *EMA VARCHAR2(50 CHAR)*
  - o *TPH VARCHAR2(50 CHAR)*
  - o *TPH\_ALT VARCHAR2(50 CHAR)*
  - o *GSM VARCHAR2(50 CHAR)*
  - o *FAX VARCHAR2(50 CHAR)*
  - o *GNDR\_CDE VARCHAR2(5 CHAR)*

(\*) = Slaughtering Module only

20. Q: How do we have to specify animal numbers when using them in the XML and how are these numbers formatted when exported?

A: This is a difficult problem so we have tried to come to the best and most informative information for anyone. There are different business rules for the validation of Bovine earmark numbers in different countries of the European Union. Some countries even have 2 checkdigits...

For example:

Belgium : Country Code + Check Digit + 12345678 BE 9 12345678

Germany : Country Code + 10 chars + check digit DE 1234567890 1

UK : 6 numbers + Check Digit + 5 Numbers UK 123456 7 89012

France: 10 Characters – no check digits

AT 563291834	BE40137971-0101	NL 49036299 6	BE10082933-0101
AT 720505211	BE40137971-0101	UK 340933 7 00835	BE10082933-0101
BE 7 92242112	BE10082933-0101	UK 343334 6 01345	BE10082933-0101
BE 2 92243756	BE10082933-0101	SK 800414521	BE10119225-0101
DE 0534520976 6	BE10082933-0101	SK 800414627	BE10119225-0101
DE 0768786240 1	BE10082933-0101	SK 800510542	BE10119225-0101
DE 0768786241 8	BE10082933-0101	SK 800511834	BE10119225-0101
DE 0768847064 3	BE10082933-0101	DE 1082378273 0	BE10173416-0101
DE 0768954849 5	BE10082933-0101	LU 7 98640685	BE10173416-0101
FR 0200920637	BE10082933-0101	PL 00513852014 7	BE10173416-0101
HU 302142046 0	BE50087431-0101	IE 1814236 5 0661	BE10111021-0101
HU 302142055 4	BE50087431-0101	CZ 102104591	BE30041613-0101
IT 023000369118	BE10173416-0101	CZ 102104594	BE30041613-0101
IT 023000369120	BE10173416-0101	ES 8 0301551380	BE30041613-0101
NL 34035029 0	BE10082933-0101	ES 4 0302762403	BE30041613-0101
NL 34507600 5	BE10082933-0101	FR 5511800004	BE30041613-0101
NL 42217978 4	BE10082933-0101	FR 5613882371	BE30041613-0101

Every country has its own rules, however in every country old animal numbers exist that do not conform with the last version of the rules. In addition the migrated data contains quite some incorrectly specified foreign numbers or incorrect / missing checkdigits.

For example:

In Belgium, the old numbering system has numbers like BE 123456, so only containing 6 numeric positions (instead of the 8 numbers currently used)

DK327701486	BE10173701-0101
DK329962453	BE10173701-0101
LU724645	BE30041613-0101
LU823435	BE30041613-0101
BE9018347	BE10111021-0101
BEA5173747	BE10111021-0101
BEA5187298	BE10111021-0101
BEN0042909	BE10111021-0101
IEBMQR0019W	BE30041613-0101
IECFCH0009X	BE30041613-0101
IEDCMV0020K	BE30041613-0101
IEFFZP0043R	BE30041613-0101
SK90266814	BE30041613-0101
SK93232165	BE30041613-0101

So as output we return the animal numbers in the most informative way. So INCLUDING information about country and check digit and all separated by a blank

CDE LT 03119426  
CDE BE 8 65794680

Companies not interested in the check-digit can ignore the spaces

For input we allow the formats with spaces, without spaces and for bovines from the BENELUX we even accept them without checkdigit

21. Q: Are we forced to use Security Tokens?

A: So far we only implemented base level security in order not to make it too complex for the user community. This is possible because the external risk that the information is hacked / abused for malafide manipulation or financial gain is rather limited. The Internal risk is low too as this is a trusted community rather than an end-user community. Although we do have quite some loggings to assure the risk stays low ;-). Finally, a lot of the important processes are complemented by physical elements (passports) and veterinary visits / inspections in the field normally will result in an early detection of potential violations.

So to answer the question. Currently there is no enforcement of a certain type of Security Token. However we really invite you to consider using one. If you think you are ready for it or want to discuss – please contact us...

22. Q: How should we read the Interaction Result in an import-XML message?

A: The StatusCode and Message return general information whether the import was successful or not. If it was not successful a list of messages appears. The message structure is as follows:

The description is trying to give a meaningful description in the language specified by the web service caller

The pattern is the English message template – possibly useful for catching / typing the kind of error we discuss. E.g. “ {0} is missing” indicating a parameter that is missing. The ArgumentsCSV is the variable set of arguments, sometimes prefixed with a rule-engine code (PAMI) and rule-engine priority (1-2 blocking, 3-4 warning, 5 information only)

```
- <InteractionResult xmlns="http://Sanitrace.EAI/SanitraceReposi
  <StatusCode>Error</StatusCode>
  <Summary>Import ImportAnimalNotificationUseCase erroneou
    information.</Summary>
  <Reference />
- <Details>
- <MessageEntry>
  <Code>-911</Code>
  <Description>Birth Facility is missing</Description>
  <Pattern>{0} is missing</Pattern>
  <ArgumentsCSV>PAMI,5,Birth Facility,,,,</ArgumentsCSV>
  <Reference />
</MessageEntry>
- <MessageEntry>
  <Code>-911</Code>
  <Description>Origin Facility is missing</Description>
  <Pattern>{0} is missing</Pattern>
  <ArgumentsCSV>PAMI,5,Origin Facility,,,,</ArgumentsCSV>
  <Reference />
```

## Support

Online VIA the online bug / feature tracker ([IssueMaintenancePage.aspx](#))

General Helpdesk: [Dirk.Vanschoor@favv.be](mailto:Dirk.Vanschoor@favv.be)

Technical Issues: [sven.claessens@hp.com](mailto:sven.claessens@hp.com)

Functional Issues:

[Diederik.Degryse@hp.com](mailto:Diederik.Degryse@hp.com)

[sven.claessens@hp.com](mailto:sven.claessens@hp.com)

All other Project Issues: [Diederik.Degryse@hp.com](mailto:Diederik.Degryse@hp.com)

All other Sanitel Issues: [Jean-Marie.Robijns@favv.be](mailto:Jean-Marie.Robijns@favv.be)