

Online Safety and Ultraset Presentation

Wednesday 7th September 2011

Outline

Online Safety

Paul Dobney

- Appropriate Internet Use at Pinewood
- A look at Online Safety Initiatives
- Online Safety Tips

Ultrahet

Ken Chatterton

- An in depth look of the Ultrahet

Pinewood on the Ultrahet


Katrina Martine and Paul Dobney


- Year 4 and 5 collaborative spaces
- How Pinewood will use the Ultrahet

A filtered internet network

Like all government schools, Pinewood runs its internet on a filtered netspace regulated by the Department of Education.

Certain websites and search terms are blocked.





Access to this site has been blocked based on your schools filtering policy.

URL Blocked	http://www.facebook.com/
Category	Custom network restriction

Questions relating to Internet access restrictions should be directed to your Teacher or Computer Coordinator.

Inappropriate sites are blocked

facebook

- Facebook's terms and conditions state that users must be 13 years of age.
- Facebook, MySpace and similar websites are blocked at Pinewood.

INTERNET USAGE Pinewood Primary School

POLICY - 2008

Rationale:

- The internet provides students with unprecedented opportunities to obtain information, engage in discussion, and liaise with individuals, organisations and groups world-wide so as to increase skills, knowledge and abilities.

Aims:

- To improve student learning outcomes by increasing access to worldwide information.
- To develop skills in discriminate and appropriate internet usage.

Implementation:

- Our school actively supports access by students to the widest variety of information resources available, accompanied by the development of the skills necessary to filter, analyse, interpret and evaluate information encountered.
- ~~All students and staff at our school will have censorship filtered internet and email access. All students and staff will have their own password protected internet account and log on. Such access is a privilege that infers responsibility, and not simply a right to be expected.~~
- An internet coordinator will be appointed, who will liaise with staff and the technical support technician to manage all email access, maintenance of the school's web site, web filters, and all other issues related to internet access by students.
- The school undertakes to ensure that information published on the Internet by students or the school is of a high standard, and meets legal requirements and standards of general practice within the community in relation to copyright, safety and decency.
- Students email access will be through a class mailbox under teacher supervision.
- All email accounts will be password protected and users will be responsible for clearing their mailboxes regularly.
- Guidelines on access rights will be defined for different user levels. Restricted access shall be available to guest users for specific purposes only.
- All students shall be responsible for notifying their teacher of any inappropriate material so that access can be blocked.
- All staff shall be responsible for notifying the coordinator of any inappropriate material so that access can be blocked.
- Consequences of publishing, accessing or failing to notify the coordinator of inappropriate material shall include the removal of access rights.
- Signed parent and student consent (see below) is required to be completed in order to gain access to the internet, or to publish work, photos or videos on the internet.
- Privacy of students, parents, staff and other users must be recognised and respected at all times. When identifying students, only the student's first name and last initial will be used.
- Teachers shall be responsible for making sure all work is screened for accuracy, appropriateness, grammar, spelling prior to publishing.
- Costs associated with personal internet usage will be borne by students, eg. 'Mathletics'

Evaluation:

- This policy will be reviewed annually as part of the school's regular review cycle.

This policy was last ratified by School Council in...

2008

“Such access is a privilege that infers responsibility, and not simply a right to be expected.”

PINEWOOD PRIMARY SCHOOL INTERNET & ULTRANET USE CONTRACT 2011

Dear Parents,

Please read and discuss set guidelines with your child. Please sign and return to school as soon as possible so that your child can be involved in the learning technology program, in the classroom, computer room and in the library.

1. I understand that using the internet and Ultranet is a privilege, not a right.
2. I will only use the internet and Ultranet as my teacher instructs me. It is a tool to help me learn and not a toy.
3. I will not give out any personal information about other people, my school or myself over the internet and Ultranet. This includes full name address phone number or other identifying information.
4. I will only use first names.
5. I will never try to access inappropriate material over the internet or publish inappropriate material on the Ultranet.
6. If I find myself in unsuitable locations I will immediately inform my teacher.
7. I will only access email under the supervision of a teacher.
8. I will not download music or games from the internet.
9. I will never move, delete, trash, rename or otherwise tamper with any applications or files that are not mine.

10. IF MY COMPUTER USE HAS NOT BEEN RESPONSIBLE, I UNDERSTAND THAT I WILL LOSE ACCESS TO THE SCHOOL'S COMPUTERS.

Student name: _____

Signed: _____

Date: _____

I have discussed this document with my child and feel he/she understands its content.

Parent/Guardian name :

Parent/Guardian Signature: _____

Date: _____

**Each year all students at
Pinewood sign an
Internet and Ultranet
use contract.**

**The consequence of
inappropriate use is a
loss of access to the
school's computers.**

Cyber Quoll

All students in year 4-6 have participated in Cyber Quoll activities teaching online safety.



cyber(smart:)



www.cybersmart.gov.au/cyberquoll

Thoughts from students

“I learnt that you shouldn’t put information that you do not want others to know online. I also learnt that you should not talk to people that you do not know online.”

Laura, Year 6

“I thought that it was a great website for kids who are in primary school. It teaches us what all the dangers are on the net, even when it doesn't seem like it. Overall, I thought it was really great.”

Lachlan, Year 5

“Never give your name or address to anyone.
Whenever something is too good to be real it probably is not, so just click x”


Wasiq, Year 5

“I learnt that you always have to check who writes the website and make sure that it is a safe site. The video mentioned that you had to ask a parent or a supervisor if things get out of hand.”

Darsh, Year 4

Cyber Quoll Contracts

- Internet Safety House Rules
- Family Internet Safety Contract


cyber(smart:)

Internet Safety House Rules

Child's signature Parent's signature Date

Time guidelines


Agreed times available	Agreed times unavailable
The times I can go online include: During the week • After dinner and when all other homework is completed. On weekends and holidays • To be organised with other members of the family.	The times I can not go online include: During the week • Later than 9.00 pm at night. On weekends and holidays • Later than 10.00 pm at night or when parents go to bed.
Special rules	
I need to be aware of when others in my family wish to use the internet.	


Access guidelines


Agreed places available	Agreed places unavailable
The places I can get online include: • home • schools • friend's place • libraries.	The places I can not get online include: • internet cafes • wireless hotspots • places where there is no adult supervision.
Special rules	
I can only use the internet away from home after talking about it with my parent or carer and we have agreed who will be supervising me.	

Download guidelines

Types of information I can download include:	Types of information I can not download include:
• free images • free videos • free music files • free games.	• pirated software • copyrighted images, videos or music • other people's personal information (such as credit card numbers) • games cracks • spyware software that works for a short while and then expires.
Special rules	
I will keep track of how much information is being downloaded a month and let my parents know if we are getting near our download limits.	



 © Commonwealth of Australia 2009 www.cybersmart.gov.au/cyberquoll


cyber(smart:)

Family Internet Safety Contract

Child's signature Parent's signature Date

We want to use the internet safely in our family and have agreed to set up a contract.

Child's agreement

I understand the internet is a public place and to stay safe online I need to use it responsibly. I will:

- keep my personal information (including name, phone number and address) to myself and not share it with others on the internet.
- choose a username or screen name that doesn't reveal my identity and is not rude or suggestive.
- not send photos or video clips of myself over the internet without checking with my parents.
- never meet an online friend in real life without telling my parents first, unless they come with me to meet that person.
- keep my passwords secret from everyone, except my parents.
- tell my parents straightaway if someone asks me to do something I don't like.
- tell my parents straightaway if I see or receive something on the internet that I don't like.
- only download things with my parent's permission.
- only open attachments in emails from people I know.
- behave courteously towards other people online.
- think twice about things I see on the internet and try to decide if they are true or not.
- resist clicking on things online just because they look good!
- not fill in web forms that ask for money or personal details.

Parent's agreement

I understand that the internet is a public place but is very useful for my child and I wish to help them stay safe when using it. I will:

Empower

- take an interest in what my child is doing online and encourage them to use the internet wisely.
- listen to any problems my child has on the internet and understand that things can happen by mistake.

Educate


- learn ways my family can stay safe online.
- teach people in my family ways to stay safe online.


Supervise

- supervise my child when they are on the internet.
- find out all the places my child accesses the internet and make sure they are protected when using the internet away from home.

Technology

- install safety software on the home computer to help keep my family safe.
- set the computer up in a family area of the house and have it connected to an internet service provider who can help us stay safe online.



 © Commonwealth of Australia 2009 www.cybersmart.gov.au/cyberquoll

Taking action against Cyber Bullying

If you are being harassed online, take the following actions immediately:

- 1. Tell an adult you trust.** This can be a teacher, parent, older sibling or grandparent – someone who can help you to do something about it.
- 2. Leave the area or stop the activity.**
- 3. Block the sender's messages.** If you are being bullied through e-mail or instant messaging, block the sender's messages. Never reply to harassing messages.
- 4. Keep a record.** Save any harassing messages and record the time and date that you received them.
- 5. Advise your Service Provider.** Most service providers have appropriate use policies that restrict users from harassing others. They can respond to reports of cyber bullying over their networks, or help you track down the appropriate service provider to respond to.
- 6. Report to police.** If the bullying includes physical threats, tell the police. Some people think that they can get away with it because they believe it is anonymous. They are wrong. Most can be traced and it's a criminal offence to use a mobile phone or any form of communication to menace or harass or offend another person.

The Cyber Safety Help Button

- The Cybersafety Help Button is an online resource that gives children instant access to help and information on cybersafety issues 24 hours a day, seven days a week.
- The button is a free application that sits on the computer desktop. When the button is clicked, users are taken directly to a web page where they can **talk**, **report** or **learn** about cybersafety issues.



The Cyber Safety Help Button

- The **talk** function gives a link to Kids Helpline. Users who are worried by cyberbullying or offensive online behaviour or content can phone or chat online to a professional counsellor.
- The **report** function offers direct links to pages on social networking sites such as Facebook, MySpace and Twitter that have site-specific cybersafety information. There are also links for reporting scams, fraud, inappropriate websites and improper behaviour and for contacting the Australian Federal Police.
- The **learn** function provides a range of cybersafety educational resources through the ACMA's Cybersmart website and the Department's Stay Smart Online website. Visitors to these sites can learn about cyberbullying, social networking sites, scams and frauds, password protection, viruses and malware, unwanted contact and inappropriate behaviour.



Seven Cyber Safety Tips for Children

- Think before you post information online- once posted it's hard to remove.
- Always ask your parent/carer before you enter your name or personal details on the internet.
- Be careful who you trust online. There is a chance that people may not be who they say they are.
- Always keep your password a secret.
- Don't open messages from people that you don't know. These could be nasty, contain viruses or be trying to sell you something. If something makes you uncomfortable leave straight away and speak to an adult.
- Tell your parents if you are upset by language, pictures or anything scary on the internet.
- Don't accept any offers that seem too good to be true, they probably are.



Adapted from: www.cybersmart.gov.au

For More Information

1. Click on Parent Information

The image shows a screenshot of the Pinewood Primary School website. The top navigation bar includes links for Home, Our School, Parent Information, OSHC, and Contact Us. A red arrow points from a callout box to the 'Parent Information' link. Below the navigation bar, there is an event calendar for August 2011, a section for 'Enrolment' and 'Ultranet', and a 'Latest News @ Pinewood' section with the headline 'IT'S RAINING COLOURS'. A second red arrow points from a callout box to the 'Online Safety and the Ultranet' link in the left-hand menu of the 'Parent Information' page. The main content area of the 'Parent Information' page includes a list of links such as 'Enrolment Information', 'Prep Information', 'Curriculum & Policies', 'Online Safety and the Ultranet', 'Term Dates', 'Newsletters', 'Uniform Shop', and 'Useful Links'. The 'Enrolment Information' section contains text about 2010 enrolments and links to an information booklet, immunisation information, and enrolment forms for 2011 and 2012. There is also a note about severe allergies and links to a 10-point plan for school and Anaphylaxis Australia.

2. Online Safety and the Ultranet

[Enrolment Information](#)[Prep Information](#)[Curriculum & Policies](#)[Online Safety and the
Ultranet](#)[Term Dates](#)[Newsletters](#)[Uniform Shop](#)[Useful Links](#)

Online Safety and the Ultranet

There are many fantastic resources online to assist in keeping a safe online environment at home.

[Cyber Smart](#)

[Cyber Quoll](#)

[Cyber Safety Help Button](#)

[Bullying. No Way!](#)

[Kids Help Line](#)

ULTRANET INFORMATION



ultranet

All students at Pinewood are now logged into the Ultranet. This exciting learning tool will allow students, teachers and parents at Pinewood to become active participants in secure online classrooms and communities.

What is the Ultranet?

The Ultranet is a new online system that will take Victorian government schools into the learning environment of the future. It is a state-wide, secure site that students, parents and teachers can access via the internet.

Why use the Ultranet?



What is the Ultranet?

The Ultranet is an online learning environment that:

- supports high quality learning and teaching
- connects students, teachers and parents; and
- enables the sharing of information and knowledge.

The Ultranet gives every Victorian government school community the opportunity to participate in a learning environment of the future.

What does the Ultranet do?

- Connects you to the whole school community, your child and their teachers
- Supports your child's learning
- Gives you access to your child's learning progress
- Prepares your child for life and work in the 21st century
- Gives teachers tools to create and plan learning activities and share resources



What does the Ultranet include?



How is privacy protected?

- Strict privacy and security controls
- Online community restricted to schools
- Users can only access appropriate information
- Parents/guardians CAN see:
 - information about your child/or students in your care
 - information from the school that they attend.
- Parents/guardians CANNOT see:
 - information about any other students
 - information about any other school.
- More privacy information is available in *The Ultranet: An introduction for parents*

Our timeline for the Ultranet

- All teachers in our school are undergoing training.
- From Term 3 2011 All students will **begin** using the Ultranet to support classroom learning

How will students use the Ultranet?

- Set personal learning goals
- Join online learning communities
- Search for great resources
- Use Web 2.0 tools
- Submit tasks online and get feedback
- Store school work online
- Share learning progress with parents

Student Home Page

FrontPage - Learning Goals - Ultranet

Welcome **Klara WARRIOR** | [Privacy](#) | [Copyright](#) | [Disclaimer](#)

eXpressSpace | [eXpress](#) | **Learning Goals** | [Learning Portfolio](#) | [Profile](#)

Klara WARRIOR | [Advanced Search](#) | Search... **GO**

Message Boards


[Categories](#) | [My Posts](#) | [My Subscriptions](#) | [Recent Posts](#) | [Statistics](#) | [Banned Users](#)

[Categories](#) » [Teacher Comments](#) »

Invitation

Threads [[Previous](#) | [Next](#)] | [Post New Thread](#) | [Subscribe](#) | [Move Thread](#)

Thread	Author	Date
Invitation	Klara WARRIOR	13/04/10 10:25 AM
RE: Invitation	Alan Roberts	14/04/10 11:07 AM



[Klara WARRIOR](#)
Rank: Youngling
Posts: 1
Join Date: 3/03/10

[Recent Posts](#)

Invitation


13/04/10 10:25 AM

Please submit your comments on my goals

5

±0 (0 Votes) | [Flag](#)

[Top](#) | [Edit](#) | [Permissions](#) | [Delete](#)



[Alan Roberts](#)
Rank: Youngling
Posts: 1

RE: Invitation

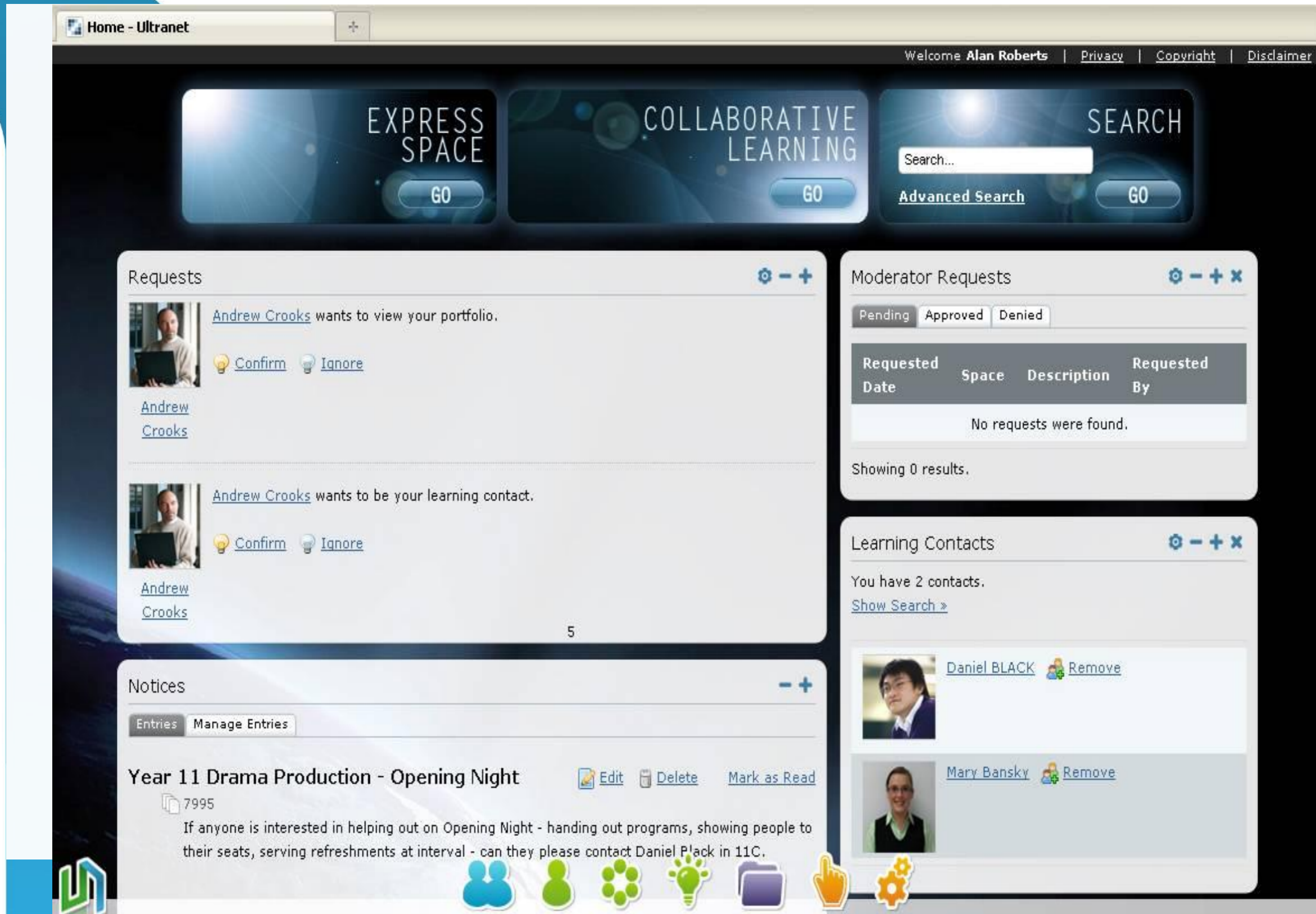
14/04/10 11:07 AM as a reply to Klara WARRIOR.

Great work Klara! Your goals are excellent, now try and refine them a bit more and record the kinds of things you could do this semester towards achieving them.

How will teachers use the Ultranet?

- Build relationships and share knowledge and resources
- Design online learning activities
- Provide feedback to students and parents
- Access student data to inform curriculum planning
- Plan, deliver and assess learning activities online

Teacher Home Page



The screenshot shows the Ultranet Teacher Home Page. At the top, there is a navigation bar with the text "Home - Ultranet" and a plus sign. To the right, it says "Welcome Alan Roberts" and provides links for "Privacy", "Copyright", and "Disclaimer".

The main content area is divided into several sections:

- EXPRESS SPACE**: A button labeled "GO".
- COLLABORATIVE LEARNING**: A button labeled "GO".
- SEARCH**: A search input field with "Search..." text, an "Advanced Search" link, and a "GO" button.

Below these are three main panels:

- Requests**: Contains two requests from Andrew Crooks. The first is "Andrew Crooks wants to view your portfolio." with "Confirm" and "Ignore" buttons. The second is "Andrew Crooks wants to be your learning contact." also with "Confirm" and "Ignore" buttons.
- Moderator Requests**: Shows a table with columns "Requested Date", "Space", "Description", and "Requested By". The table is empty, displaying "No requests were found." and "Showing 0 results."
- Learning Contacts**: Shows two contacts: Daniel BLACK and Mary Banský, each with a "Remove" button.

At the bottom left, there is a **Notices** section with a "Year 11 Drama Production - Opening Night" notice. The notice includes a count of 7995 and a description: "If anyone is interested in helping out on Opening Night - handing out programs, showing people to their seats, serving refreshments at interval - can they please contact Daniel Plack in 11C." It also has "Edit", "Delete", and "Mark as Read" buttons.

At the bottom center, there is a row of icons: a blue group of people, a green person, a green group of people, a green lightbulb, a purple folder, a hand cursor, and an orange gear.

Student demonstration



Home - Ultranet - Windows Internet Explorer provided by eduSTAR

https://ultranet.vic.edu.au/portal/c/portal/layout?p_l_id=42479423

Department of Education and Early ... edugate

Home - Ultranet | Ultranet Support - Ultranet | css cookbook ultranet - G...

Welcome **Lyn Campbell** | Privacy | Copyright | Disclaimer

Collaborative Learning

Home | Timetable | Literacy | Numeracy | Integrated Studies | Learning Goals | Homework | Notes | Ultranet Student Guide

Kahootz +

Waverley Meadows Primary School Level 4 Page

Advanced Search Search... GO


Publication Display

Welcome to the Level 4 page on the Ultranet.
This is a place where we can find out learning tasks and discuss things with other students/teachers.

Did you like our 100 Movies Quiz in Week 1? Let's see how quickly we can get 100 Movies listed in our blog on our literacy page.

Flag

Slideshow



P2170063

Flag

Image Gallery

Calendar

Summary | Day | Week | Month | Year | Events | Export / Import

Tuesday 1/03/11

S	M	T	W	T	F	S
27	28	1	2	3	4	5

Add Event | Permissions

Time Title Type

Done

Internet | Protected Mode: On

100%

100%

1:26 PM 1/03/2011

"To learn is to grow"

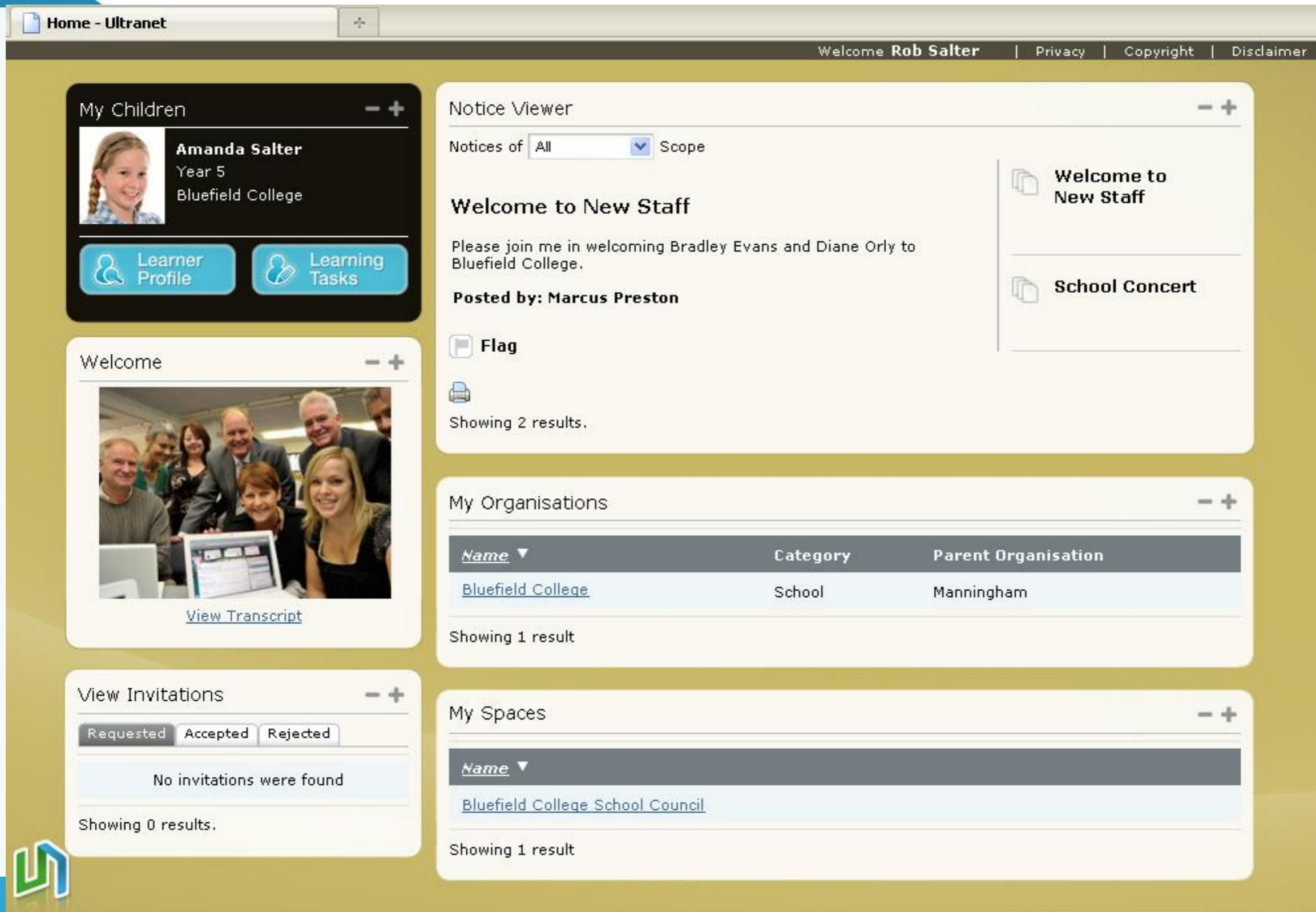
What access will parents have?

Ultranet will be available to you anywhere, anytime.

You will have access to:

- **Home page** – navigate from the Home page to see your child, our school and parent communities
- **Learner Profile** - where you can see an overview of your child's learning progress including attendance records, timetables, homework and teacher feedback
- **Community Spaces** - where the latest school news and events will be posted

Parents will see...Home Page




The screenshot shows the Ultranet Home Page for a parent. The page is titled "Home - Ultranet" and includes a navigation bar with "Welcome Rob Salter", "Privacy", "Copyright", and "Disclaimer".

My Children (Amanda Salter, Year 5, Bluefield College)

- Learner Profile
- Learning Tasks

Welcome



[View Transcript](#)

Notice Viewer

Notices of Scope

Welcome to New Staff

Please join me in welcoming Bradley Evans and Diane Orly to Bluefield College.

Posted by: Marcus Preston

Flag

Showing 2 results.

- Welcome to New Staff
- School Concert

My Organisations

Name	Category	Parent Organisation
Bluefield College	School	Manningham

Showing 1 result

View Invitations

Requested Accepted Rejected

No invitations were found

Showing 0 results.

My Spaces

Name
Bluefield College School Council

Showing 1 result



Parents will see...Learner Profile



LEARNER PROFILE

Views

Dudley Stops

Classes

- English 10
- Mathematics 10A
- Science 10

Groups

- Family
- Teachers

Dudley Stops

English 10

Mathematics 10A

Science 10

Year 10

Timetable

Period	Room	Subject	Teacher
Period 1	101	Biology 10	Charles Ellis
Period 2	102	English 10	Lucy Vigar
Period 3	103	Mathematics 10B	Dudley Barton
Period 4	104	Science 10	Charles Ellis.

Submissions

	On time	Late	Total
Not commenced	-	-	4
In progress	2	1	3
Completed	3	1	4

Attendance

	Am/Pm	Period	Total
No. of Absences	8	9	17
Approved	6	4	10
Unapproved	2	5	7

Learning Task

	Total
Not commenced	2
In progress	4

Observations

- 1 Areas for Improvement
- 4 Learning Support
- 2 Reflection on Learning
- 7 Learning Strengths
- 2 General

Progress

Click here for detailed information on progress

Search Learner Profile...

eXpress Space

This shows an overview of student learning information. You can drill down for more information from this page.

How can you find out more?

- *Ultranet online parent user manual* including How to videos, tutorials and translated materials at:
<http://www.education.vic.gov.au/ultranet>
- [What's the Big Idea? Ultranet introduction](#)
- Ultranet information website
<http://www.education.vic.gov.au/ultranet>

Need more help?

If you can't access the Internet at home:

- Please visit your local Public Library for free access to computers and the Internet eg. [Wheelers Hill Public Library](#)



Department of Education and
Early Childhood Development

ULTRANET © 2010
Department of Education
and Early Childhood Development
GPO Box 4367 Melbourne, Victoria 3001