

BodyGuard® Personal Alarm 6-in-1

Pull tab before use!



Sonic Alarm Use

Press alarm button "A" to turn on. Take care not to obstruct alarm speaker "a". Press and hold button "A" for 2 seconds to turn off.

Flashlight/Flasher Use

Press button "B" to turn on white LED Flashlight. Press button "B" again to turn off Flashlight and turn on flashing red LED lights. Press button "B" once more to turn off.

Breakaway Safety Release


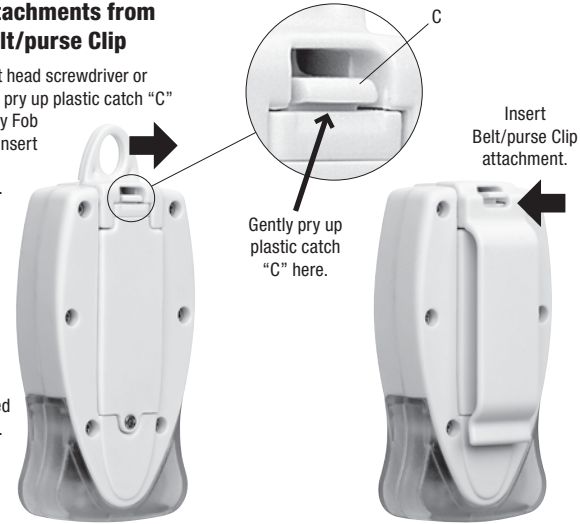
This built-in safety feature automatically releases the lanyard if it should become snagged or otherwise strained.



To Change Attachments from Key Fob to Belt/purse Clip

- Using a small flat head screwdriver or fingernail, gently pry up plastic catch "C" to release the Key Fob insert. Slide the insert out toward the BodyGuard® back.
- Insert the Belt/purse Clip attachment into the empty socket until the plastic catch clicks into place.

These attachments may be interchanged as often as you like.




Attach the Lanyard

- Disconnect the black plastic end connector from the lanyard.
- Push its string loop through the BodyGuard® hang hole and push the plastic connector through the string loop.
- Reattach the lanyard

Battery Replacement

- Loosen captive screw "C" (screw remains in battery cover). Remove battery cover.
- Remove old batteries.
- Replace with three new LR44 button cell batteries or equivalent. Position positive (+) and negative (-) sides as indicated.
- Replace battery cover. Tighten screw gently.



BATTERY WARNINGS:

This product contains button batteries.

IF SWALLOWED, batteries could cause severe injury or death in just 2 hours.

SEEK MEDICAL ATTENTION IMMEDIATELY.

- Always purchase the correct size and grade of battery most suitable for the intended use.
- Clean the battery contacts and also those of the device prior to battery installation.
- Ensure the batteries are installed correctly with regard to polarity (+ and -).
- Remove used batteries promptly.
- Replace all batteries of a set at the same time.

Limited LIFETIME Warranty

This product is covered by a Limited Lifetime Warranty to the original purchaser in that this product is free from defects in workmanship and materials. During the warranty period, this product will either be repaired or replaced with a product of equal or greater value, excluding any custom engraving or printing.

Damage through normal wear and tear (including battery expiration and surface coatings), repair or alteration, misuse, abuse, neglect, accident, improper storage and handling, fire, negligence, improper cleaning, circumstances not directly attributable to manufacturing defects, or act of God is not included.

THIS WARRANTY IS IN LIEU OF ALL OTHER WARRANTIES, EXPRESS OR IMPLIED, INCLUDING BUT NOT LIMITED TO, IMPLIED WARRANTY OF MERCHANTABILITY OR FITNESS FOR A PARTICULAR USE.

This warranty gives you specific legal rights, and you may also have other rights which vary from state to state. Simply return your SWISS+TECH® brand product postpaid and insured to:

Swiss+Tech Products
30725 Solon Industrial Pkwy
Solon, OH 44139 USA

Patent pending. Made in China. BODYGUARD® is a registered trademark. **SWISS+TECH™** and **ST™** are trademarks of Swiss+Tech Products. Specifications are subject to change without notice.

©2012 Swiss+Tech Products, Solon, OH 44139 USA