


# Honeywell

## T4039A-M LINE VOLTAGE COOLING AND HEATING-COOLING THERMOSTATS



T4039

T4039 THERMOSTATS CONTROL LINE VOLTAGE VALVES OF A FAN COIL UNIT IN COOLING, MANUAL CHANGEOVER HEATING-COOLING, OR AUTOMATIC CHANGEOVER HEATING-COOLING SYSTEMS. ONE OR TWO VALVES MAY BE CONTROLLED DIRECTLY BY THE THERMOSTAT. THE FAN SWITCH (WHERE APPLICABLE) CONTROLS AIR CIRCULATION.

- |                                 |                                 |                                 |                                 |
|---------------------------------|---------------------------------|---------------------------------|---------------------------------|
| <input type="checkbox"/> T4039A | <input type="checkbox"/> T4039D | <input type="checkbox"/> T4039G | <input type="checkbox"/> T4039J |
| <input type="checkbox"/> T4039B | <input type="checkbox"/> T4039E | <input type="checkbox"/> T4039H | <input type="checkbox"/> T4039K |
| <input type="checkbox"/> T4039C | <input type="checkbox"/> T4039F | <input type="checkbox"/> T4039I | <input type="checkbox"/> T4039L |
|                                 |                                 |                                 | <input type="checkbox"/> T4039M |

- One-, two-, or three-speed manual fan control available.
- Positive deadspot separates heating-cooling circuits in automatic models. Remote changeover switch is required to separate circuits in manual changeover heating-cooling models.
- Scale range is approximately 55 F to 95 F in 10 F increments from 75 F midpoint. Scale is marked COOL-WARM.
- Cooling circuit breaks in FAN-OFF position to reduce condensation problems in the fan coil unit.
- Color-coded leadwires.
- All models may be mounted on standard vertical outlet boxes. Models with manual switching may be mounted on 4-in. square junction boxes or two-ganged outlet boxes.
- Adjustable range stops limit temperature adjustment or lock at selected set point.
- Models available with separate power source for fan and thermostat.

## SPECIFICATIONS

### MODELS:

System	Manual Switching <sup>d</sup>	Model
Cooling Only	On-Off <sup>b</sup>	T4039A
Cooling Only	Off-Hi-Med-Lo <sup>b</sup>	T4039B
Heating-Cooling <sup>a</sup>	None	T4039C
Heating-Cooling <sup>a</sup>	On-Off <sup>b</sup>	T4039D
Heating-Cooling <sup>a</sup>	Off-Hi-Lo <sup>b</sup>	T4039E
Heating-Cooling <sup>a</sup>	Off-Hi-Med-Lo <sup>b</sup>	T4039F
Automatic Heating-Cooling	None	T4039G
Automatic Heating-Cooling	On-Off <sup>b</sup>	T4039H
Automatic Heating-Cooling	Off-Hi-Lo <sup>b</sup>	T4039J
Automatic Heating-Cooling	Off-Hi-Lo <sup>c</sup>	T4039K
Automatic Heating-Cooling	Off-Hi-Med-Lo <sup>b</sup>	T4039L
Automatic Heating-Cooling	Off-Hi-Med-Lo <sup>b</sup>	T4039M

<sup>a</sup> Remote changeover switch required.

<sup>b</sup> OFF breaks cooling circuit and fan circuit.

<sup>c</sup> OFF breaks both heating and cooling circuits and fan circuits.

<sup>d</sup> See Fig. 2 for arrangements of switches.

TEMPERATURE SETTING RANGE: Approximately 55 F to 95 F [13 C to 35 C]; marked COOL-WARM in 10 F [6 C] increments from 75 F [24 C] midpoint.

### ELECTRICAL RATINGS:

A. Thermostat (valve load).

	Normal (A)	Inrush (A)
120 Vac	0.32	1.0
240 Vac	0.16	0.50
277 Vac	0.14	0.43

Fan Switch.

	Full Load (A)	Locked Rotor (A)
120 Vac	5.5	33.0
240 Vac	2.75	16.5
277 Vac	2.4	14.4

10A Resistive at 125 Vac

5A Resistive at 240 Vac

4.2A Resistive at 277 Vac

DIFFERENTIAL: Approximately 2 F [1 C] at midscale. On automatic heating-cooling models, the differential from make of the one contact to make of opposite contact is 7 F [4 C] maximum with a positive deadspot.

DIMENSIONS: See Fig. 1.

FINISH: Silver bronze.

MOUNTING: Models without manual switching mount on standard vertical outlet boxes. Models with manual switching mount on 4-in. square junction boxes or two-ganged outlet boxes. Manual switching models may also mount on a standard vertical outlet box if local codes permit.

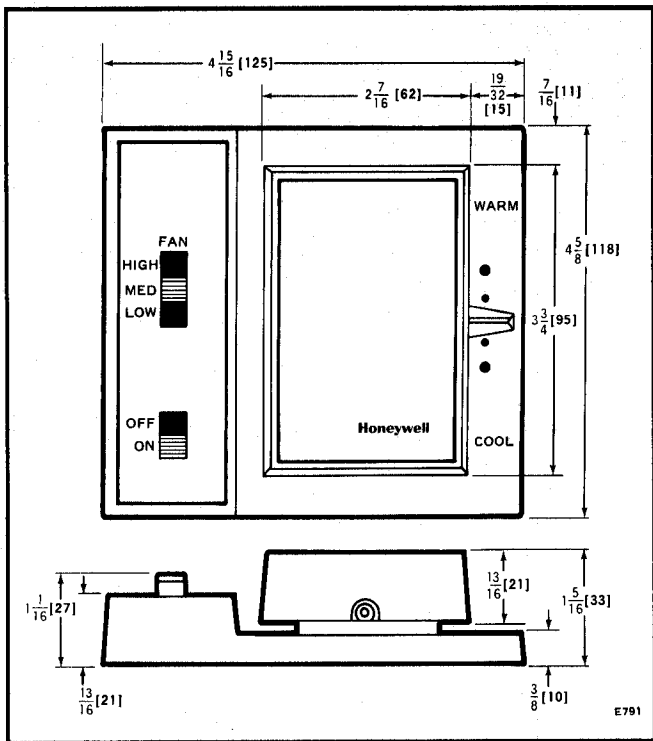


Fig. 1—MOUNTING DIMENSIONS IN in. [mm IN BRACKETS] OF T4039 MODELS WITH MANUAL SWITCHING.

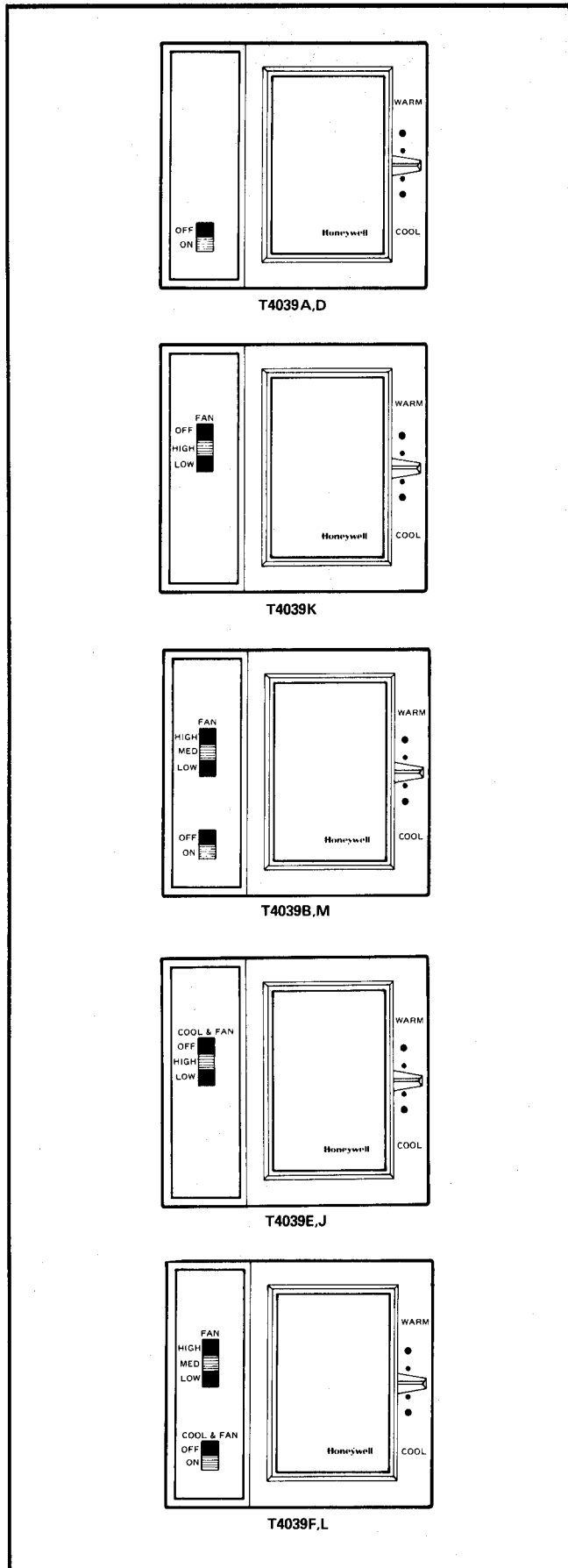


Fig. 2—MANUAL SWITCHING LAYOUT ON T4039 THERMOSTATS. (NO MANUAL SWITCHING ON T4039G).