

KRUUSE

Rehabilitation Equipment

2nd edition



KRUUSE Rehabilitation Equipment

We are pleased to launch our new KRUUSE Rehabilitation Equipment catalogue containing our complete range of rehabilitation products - a range which has been expanded over the past 5 years.

5 years ago, we introduced our first KRUUSE Rehab catalogue, and demands for this catalogue along with the progress of rehabilitation products in general have created a need for this new updated edition.

All our rehabilitation products are carefully selected, and we offer you the most modern and updated range of rehabilitation equipment.

Canine Rehabilitation

Canine rehabilitation is the use of physical modalities in conjunction with therapeutic exercises in order to improve the recovery of patients from surgical conditions and injury. The goal is to return a patient from reduced function to peak performance.

Any form of musculoskeletal surgery can benefit from pre- and postoperative rehabilitation. Orthopedic injuries and conditions, such as cruciate ligament injuries, hip and elbow dysplasia, fractures, and severe muscle injuries will also benefit.

The physical rehabilitation should begin immediately after surgery, beginning with icing inflamed tissues, and in the following days, incorporating passive range of motion, electrical stimulation, ultrasound therapy, and massage therapy. Hydrotherapy can begin after suture removal.

Canine Physiotherapy can help to

- Improve range of motion
- Reduce the pain, swelling and complications
- Recover and resume normal activity
- Improve muscle strength
- Reduce the risk of other injuries
- Reduce the need for painkillers
- Improve muscle, nerve and joint function
- Stabilization
- Relaxation





KRUUSE Rehab Dog Blanket

Designed by ReDog of Sweden™

Cat. No Pk. size

The KRUUSE Rehab Dog Blanket is a top quality blanket because it is both water-repellent and breathable and can be used during all seasons.

The blanket is great for dogs with stiffness in joints and with muscle problems because the blanket covers large parts of the legs, hips, back and shoulder.

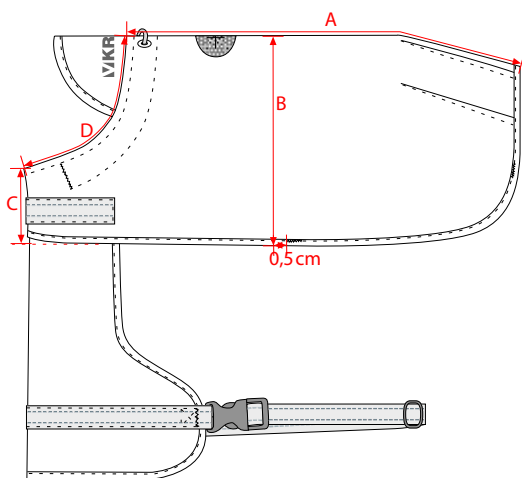
The softshell material of the blanket retains the dog's body heat and increases the blood circulation which is important because a warm and dry body is essential to keep the elasticity functions of the joints and muscles at their optimum and the effect of the blanket is like a thermos; the blanket keeps a constant body temperature.

The blanket is breathable which is great for skin and fur and thanks to the lightweight material the blanket is comfortable and the dog can move around easily; which is also a big advantage for the working dog.

This blanket is recommended by both physiotherapists and vets.

The blanket is equipped with reflectors and the front of the blanket is adjustable. The blanket is washable at 40° C and should air-dry.

25 cm, Small Chihuahua	279888	1
30 cm, Chihuahua	279889	1
33 cm, Papillon, Yorkshire Terrier	279820	1
36 cm, French Bulldog, Miniature Schnauzer	279821	1
42 cm, Cavalier King Charles Spaniel, Poodle	279822	1
48 cm, Kelpie, M Schnauzer, Am Staff Bulldog	279823	1
55 cm, Border Collie, Springer spaniel	279824	1
62 cm, Labrador Retriever, Golden Retriever	279825	1
69 cm, German Shepherd male, Rottweiler male	279826	1
76 cm, Great Dane, Mastiff	279827	1
42 cm, Regular Dachshund	279828	1
46 cm, Large Dachshund	279829	1
Starter kit, lengths 25-76 cm, 12/pk	279912	1



		25 cm	30 cm	33 cm	36 cm	42 cm	48 cm
A	Back length, along seam	25	30	33	36	42	48
B	½ width, 0.5 cm from tacking	16	17	18	19	23	24
C	Front length	7	7	8	8	10	10
D	½ neckline, along seam	13.5	16	18.5	20	21.5	24

		55 cm	62 cm	69 cm	76 cm	42 cm Dachshound	46 cm Dachshound
A	Back length, along seam	55	62	69	76	42	46
B	½ width, 0.5 cm from tacking	28	34	35	42	17.5	17.5
C	Front length	13	14	13	20	7	7
D	½ neckline, along seam	26	32.5	37	39	19	19



*Frida Wallén
Operates the company Sundbergs Hundtjänst
Swedish champion in Swedish protection 2008
Bronze medal winner in Swedish protection 2007, 2009
World champion in Mondioring 2 for Belgian Shepherds.*

The competing dog

I have worked full-time with dogs for 10 years. The more I keep on the more I understand how important it is to look at the overall picture. There are many things that have to be consistent in order for things to go well with training and competitions.

The most important thing is that the dog is whole and healthy! I use the KRUUSE Rehab Dog Blanket on my dogs during warm up and cool down. A very light and flexible blanket that is also very good when it rains and prevent the dogs from being cold and wet. During the winter months I train quite a bit in a riding-school, then the dogs can keep their blanket on in the car in order to retain the heat.

I train and compete in obedience, tracking, searching, Swedish protection, IPO and Mondioring. All branches have their difficulties but common to them is that they demand much physically from the dogs. I view each dog as a lifelong friend where competitions are just a small part of the dog's life. I want my dogs to become old and that they will remain healthy! Therefore I choose the KRUUSE Rehab Dog Blanket.



*Anders Thoren, dog handler
(has worked as a dog handler for 24 years) at Securitas Bevakning.*

Service dog at work

I have worked as a dog handler at Securitas Bevakning for almost 24 years; my colleague is a 3.5 year-old Rottweiler called Morris. We work 12 hours night shifts together and in one shift it can be up to 60 times that Morris hops in and out of the car, in all kinds of weather and during all seasons. To me, it is important that Morris is well and on alert ahead of each shift as I am dependent upon his qualities at work. With previous dogs I have had a number of back problems, which I now do everything I can to avoid with preventive measures. All the veterinarians I have talked with have explained how bad it is for the dog to stay in cold cars and then quickly be taken out to work. Therefore, I have tried different dog blankets that could work for Morris in his work. The different dog blankets I have tried have either been good in the car or out at work but there has never been a combination of the blanket's function that I have been satisfied with before I found the KRUUSE Rehab Dog Blanket.

The first time I came in contact with the KRUUSE Rehab Dog Blanket I was sceptical but felt that it was worth trying as I wasn't satisfied with other coats either. I noticed quite soon that the coat was smooth and light. I never need to take off and put on the coat as Morris works unhindered with it on, he is always warm and ready when we are going to work. If there is rain and snow, I never need to worry that he will become cold and stiff: "With the Redog of Sweden coat he is always ready".

I wish that all dogs had the opportunity to have a KRUUSE Rehab Dog Blanket and I can guarantee that they really fulfil my requirements.

KRUUSE Rehab Joint Protectors

Designed by ReDog of Sweden™

Orthosis is an orthopedic device that is applied outside the body to compensate for the loss of function and the KRUUSE Rehab Protectors help dogs with lameness and joint pain to an improved quality of life through a surface support.

The protectors have both an elastic and a stabilising effect. Protection contributes to a dry heat because it is water-resistant.

The protectors reduce pain and swelling by back pressure and improves the balance between muscle groups and involved points. Improved flexibility in tight muscles enables the dog to quickly regain a normal walking pattern. Increased pressures and reduced concentration reduce the burden on the relief joints.

The goal is to prevent secondary damage and problems, and reduce the damage penalty.

The protectors are water-resistant, and keep the joint and muscles dry even if the weather is wet. The elastic material on the dog's skin ensures that the material is breathable so skin problems can be avoided. In the unlikely case of swelling and redness you must contact a veterinarian or physiotherapist.

In most cases, a thin sock / cotton bud can be applied between protector and skin to eliminate problems.





KRUUSE Rehab Knee Protector

Designed by ReDog of Sweden™

"The knee joint is an advanced joint, which often gives the dog long-term convalescence with the risk of subsequent problems following the injury.

When the dog's knee joint becomes injured, the musculature quickly weakens and the joint becomes unstable, which can lead to meniscus injuries and arthrosis changes in the articular cartilage. With the KRUUSE Rehab Knee Protector you can help the dog directly in conjunction with the diagnosis being made and support the joint and musculature until it is no longer deemed as being necessary.

My experience is that dogs with knee joint protection before and after the operation of the front cruciate ligament always return to normal function more quickly after injury.

The Knee Protector is constructed so that it gives as equal stabilisation as possible in order to imitate the front cruciate ligament's normal function, which makes the dog feel safe in using the protector and often it goes better with the protection in just 5 minutes compared with what they did before the diagnosis was made."

Stefan Rosén, ReDog AB

The knee protector can be used before and after surgery and in cases of chronic arthritis, cruciate ligament injuries, arthritis, OCD, meniscus injury, kneecap problems, tendinitis etc.

User Manual

The knee protector must be pulled up along the leg to sit well. This is done by stretching the knee protector up on the dog's leg to cover the dog's knee properly. Lead the soft strap that holds the protector in place under the abdomen and over the back and fasten it on the corresponding velcro on the outer side of the protector.

Care

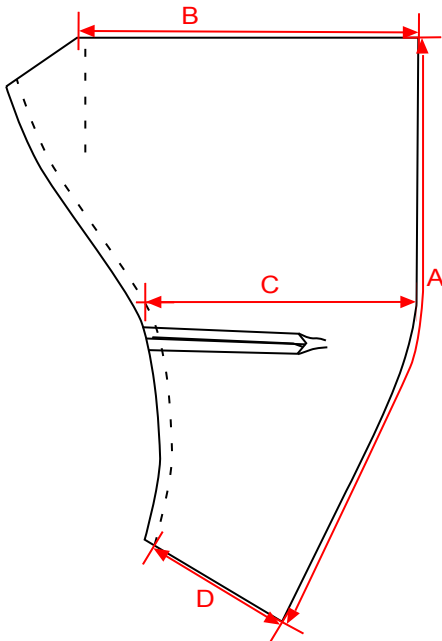
Wash by hand and air-dry.



KRUUSE Rehab Knee Protectors

Cat. No Pk. size

XS, left leg, Sheltie, Cocker Spaniel, Fox Terrier	279849	1
XS, right leg, Sheltie, Cocker Spaniel, Fox Terrier	279850	1
S, left leg, Kelpie, Whippet	279851	1
S, right leg, Kelpie, Whippet	279852	1
M, left leg, Labrador, Border Collie, Springer Spaniel	279853	1
M, right leg, Labrador, Border Collie, Springer Spaniel	279854	1
L, left leg, German Shephard, Boxer	279855	1
L, right leg, German Shephard, Boxer	279856	1
XL, left leg, Rottweiler	279857	1
XL, right leg, Rotweiler	279858	1
XXL, left leg, Bernese Mountain Dog	279885	1
XXL, right leg, Bernese Mountain Dog	279886	1
Starter kit knee protector, sizes XS-XXL, 12/pk	279913	1
Rehab joint protectors and weight cuffs, starter kit, sizes S - XL, 32/pk	279918	1



		XS	X	M	L	XL	XXL
A	Total length, along fold edge	20.5	25	26,5	26,5	33	33
B	½ width, top edge	11.5	13.5	14.5	15.5	17.5	18.5
C	½ width, 1 cm above knee dart	8	10	10.5	11.5	12	13
D	½ width, bottom hem	5	6	6.5	7	7.5	8

KRUUSE Rehab Elbow Protector

Designed by ReDog of Sweden™

"Unfortunately, many dogs are afflicted by articular cartilage injuries or of articular cartilage wear on their elbows. Often it is related to the limited ability for the dog to be able to cope with exercise, training or competition.

When the dog appears to be troubled by its elbow joints, the most common symptom is lameness or stiffness, which they can then ease by moving about a bit. When dogs exhibit these symptoms, an elbow protector is the ideal solution in connection with the end of a training session in order to exert counter-pressure on subsequent swelling. Furthermore, the protection also contributes with increased heat, thus providing the muscles with better oxygen supply and better circulation conditions.

For many dogs, the elbow protector can be decisive in how well they can adapt to their joint problems. It counteracts pain, swelling and gives muscles a chance to rest correctly."

Stefan Rosén, ReDog AB

The Elbow Protector can be used before and after surgery and in connection with chronic arthritis i.e. Osteoarthritis, OCD, ligament injuries, arthritis, ED and other assessments.

User Manual

The elbow protector is fastened above and under the joint with the aid of two velcro bands that run through loops in the protector so that it does not slide down the leg.

Care

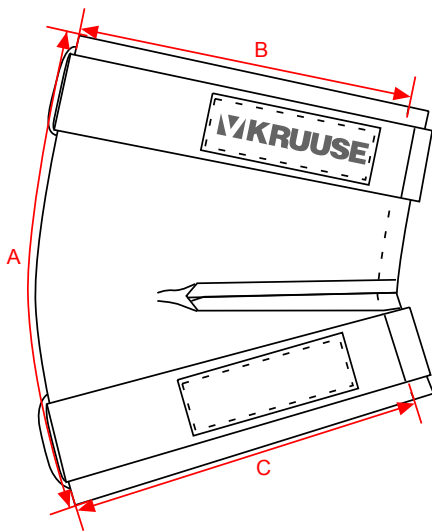
Wash by hand and air-dry.



KRUUSE Rehab Elbow Protectors

Cat. No Pk. size

XS, Cocker Spaniel, Whippet	279834	1
S, Collie, Springer Spaniel	279835	1
M, Labrador, Dalmatian	279836	1
L, Rottweiler, German Shepherd	279837	1
XL, Bernese Mountain Dog	279883	1
Starter kit containing sizes XS - XL, 5/pk	279916	1
Rehab joint protectors and weight cuffs, starter kit, sizes S - XL, 32/pk	279918	1



		XS	X	M	L	XL
A	Total height, along fold edge	8.5	9.5	11.5	13.5	15.5
B	½ upper width, from fold edge to stitch	7.5	8.5	9.5	11	12.5
C	½ lower width, from fold edge to stitch	7	7.5	8.5	10	11.5

KRUUSE Rehab Hock and Carpal Protector


Designed by ReDog of Sweden™

"When dogs suffer injuries in the lower leg joints such as from the hock and carpus joints, there are most often traumatic causes behind why they have occurred. In connection with these complex joints being injured, ligaments are often affected in some way. Either through rupture, bursting or stretching.

The healing period is long and the dog needs a support around the joint so that it does not worsen the injury during the healing period. A well-adapted joint protector that repels water is important as the joint protector comes near the ground and easily becomes wet. A wet joint protector cools down the joint and impairs the healing process.

The KRUUSE Rehab Hock Protector and the KRUUSE Rehab Carpus Protector are manufactured of Neoprene and are waterproof. Everything on the inside of the joint protector remains dry even under extremely poor weather conditions."

Stefan Rosén, ReDog AB



KRUUSE Rehab Hock Protector

Designed by ReDog of Sweden™

The hock protector can be used before and after surgery for chronic arthritis i.e. Osteoarthritis, OCD, ligament injuries, arthritis, ED and other assessments.

User Manual

The hock protector is placed with the tip of the hock out through the opening in the protector and then stretched around the leg above and under the joint.

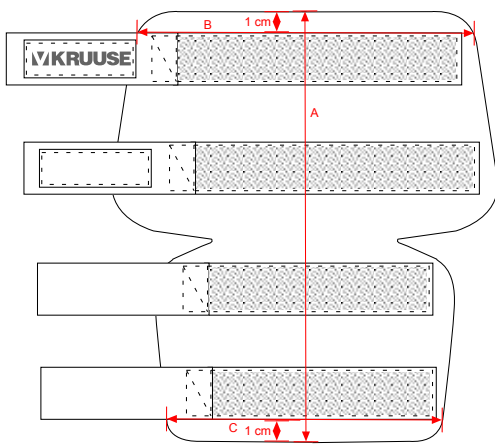
Care

Wash by hand and air-dry.

KRUUSE Rehab Hock Protectors

Cat. No Pk. size

XS, Cocker Spaniel, Whippet	279839	1
S, Collie, Springer Spaniel	279840	1
M, Labrador, Dalmatian	279841	1
L, Rottweiler, German Shepherd	279842	1
XL, Bernese Mountain Dog	279884	1
Starter kit, sizes XS - XL, 5/pk	279914	1
Rehab joint protectors and weight cuffs, starter kit, sizes S - XL, 32/pk	279918	1



		XS	X	M	L	XL
A	Total height, from edge to edge	14	16	17.5	19	20.5
B	Total upper width 1 cm from edge	10	12	14	15	16
C	Total lower width 1 cm from edge	7.5	9.5	11.5	12.5	13.5



KRUUSE Rehab Carpal Protector

Designed by ReDog of Sweden™

To be used before and after surgery or in cases of chronic arthritis i.e. Osteoarthritis, OCD, ligament injuries, arthritis, ED and other assessments. When dogs suffer injuries in the lower leg joints such as from the carpal joints, there are more often traumatic causes behind this occurrence. In connection with these complex joints being injured, ligaments are often affected in some way. The healing period is long and the dog needs a support around the joint as to not worsen the injury during this period.

The carpus protector is stretched around the entire leg and fastened with a Velcro band in accordance with the stability one wants to achieve with the protection.

User Manual

The carpal protector is stretched around the entire leg and fastened with a velcro band in accordance with the stability one wants to achieve with the protection

Care

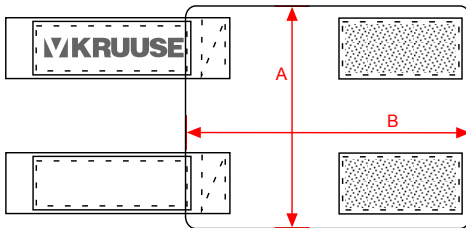
Wash by hand and air-dry.



KRUUSE Rehab Carpal Protectors

Cat. No Pk. size

XS, Cocker Spaniel, Whippet	279844	1
S, Collie, Springer Spaniel	279845	1
M, Labrador, Dalmatian	279846	1
L, Rottweiler, German Shepherd	279847	1
XL, Bernese Mountain Dog	279882	1
Starter kit, sizes XS-XL, 5/pk	279915	1
Rehab joint protectors and weight cuffs, starter kit, sizes S - XL, 32/pk	279918	1



		XS	X	M	L	XL
A	Total height, from edge to edge	8.5	9.5	11.5	13.5	15.5
B	Total width, from edge to edge	10.5	12.5	14.5	17.5	20.5

KRUUSE Rehab Weight Cuffs

Designed by ReDog of Sweden™

KRUUSE Rehab Weight Cuffs are used to exercise the dog's muscles and can be used for both rehabilitation and wellness training programmes. When exercising the dog's hind legs, the weight cuffs are placed above the hock with the side pockets on the outside of the body and when exercising the front legs the weight cuffs should be placed above carpus. To improve balance and control the dog should wear weight cuffs in pairs.

Exercising with weight cuffs will result in stronger muscles and better movements. The training should be adjusted from using easy weights to heavier ones after a couple of weeks. A suitable weight to start with is one gramme per kilo of the dog's bodyweight. After some time you can increase the weight to 2 gramme per kilo of the dog's bodyweight.

Example

A dog with a weight of 26 kg bodyweight starts exercising with 26 gramme in the weight cuffs. As weights you can use coins. When you start up new training sessions, do not carry out exercise for more than 10–15 minutes. After two weeks you can increase exercises to 2 separate occasions instead.

User Manual

The weight cuffs are placed either over the hock joints or the carpus joints, depending on whether you want to train the dog's back or front leg muscles.

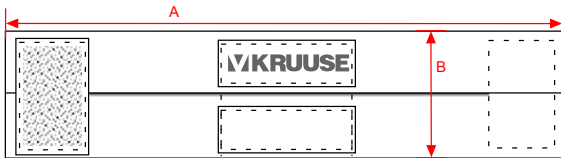
Care

Washable at 40° C and air-dry

KRUUSE Rehab Weight Cuffs

Cat. No Pk. size

XS, Papillon, Chihuahua, 1 pair	279830	1
S, Dachshound, Whippet, Sheltie, 1 pair	279831	1
M, Labrador, Dalmatian, 1 pair	279832	1
L, Rottweiler, German Shepherd, 1 pair	279833	1
XL, Bernese Mountain Dog, 1 pair	279887	1
Starter kit, sizes XS-XL, 5 pairs	279917	1
Rehab joint protectors and weight cuffs, starter kit, sizes S - XL, 32/pk	279918	1



		XS	X	M	L	XL
A	Total length, from edge to edge	10	13	16	20	24
B	Total width, from edge to edge	3.5	4	4.5	4.5	4.5





Carpal Joint Protector

Carpal joint protector is for additional joint protection, e.g. after strains or sprains, after surgical joint procedure, which does not require plaster casts or when the cast has been removed.

The Carpal joint protector is fitted with neoprene with plastic support insert, which can be shaped using heat. The protector can be fitted individually for each dog.

The Carpal joint protector can be used in training and should be removed when resting indoors.

Cat. No Pk. size

XS, Carpal joint protector	272101	1
S, Carpal joint protector	272161	1
M, Carpal joint protector	272162	1
L, Carpal joint protector	272163	1
XL, Carpal joint protector	272164	1



FitPAWS® Conditioning Canine Equipment

FitPAWS® Canine Conditioning Equipment can be used for core strengthening, increased range of motion and flexibility, neuromuscular facilitation, sensory and perceptual stimulation, joint alignment, and balance control. Core strength is a fundamental element used by your dog to control its body when jumping, turning, running and to help prevent injuries.

Benefits of FitPAWS® Canine Conditioning Equipment

- Improved reaction and control
- Increased trunk and core strength
- Stabilization of weak areas
- Improved balance and proprioception (awareness of the body's position in space)
- Increased range of motion in joints & elongation of the muscles
- Improved sensory & body awareness

All of the FitPAWS® products have been specifically designed for the canine market. Reformulated professional grade, heavy duty vinyl to resist punctures from dog's nails.

Strengthening

When the dog is on top of the ball (all four feet) the unstable surface makes the dog use all its major (core) muscle groups. This can be useful in strengthening muscles that have been atrophied due to an injury or genetic condition.

Stretching

When the dog has 2 legs on the ball and 2 legs on the floor it produces a nice stretch of the hock and stifle. This can be useful for increasing range of motion.

Balance and Proprioception

The unstable nature of the products can help improve a dog's balance and proprioception. It is also useful for dogs recovering from an injury. It helps prevent future injuries and may help to improve nerve and/or neurological conditions.

FitPAWS® Peanut Ball

Cat. No Pk. size

The FitPAWS® Peanut is a peanut-shaped stability ball designed for canine core conditioning. The professional-grade heavy-duty PVC material is formulated for use with dogs, provides superior gripping and resists damage caused by dog nails.

It is used for core conditioning of sporting and working dogs as well as for animal rehabilitation and therapy. The unique shape of the peanut limits its movement to front/back or side/side, important for dogs new to this type of training. You can also adjust the balance challenge by under-inflating so that the ball is not so firm.

Helpful inflation hint: The Peanut is inflated by measuring to a desired height, not by air pressure (psi.) The size printed on each FitPAWS® Peanut is the maximum inflation height the ball is designed for. You can always use the ball less inflated, if you wish, so that it is easier for your dog to balance on.

The FitPAWS® Peanuts can be inflated with an air pump or compressor that has a cone-shaped attachment. If you want to reach the maximum height but feel like the ball cannot take more air, leave it overnight partially inflated with the plug in the ball. The material will soften and expand a little and be easier to fill. The next day continue to inflate to desired size. When you have reached the desired height, make sure you press the plug all of the way in, until the head of the plug is flush with the ball's surface. This will ensure a good seal.

At maximum height, the FitPAWS® Peanut will feel tight and be the most challenging for your dog.

FitPAWS® hand pump and training DVD included

40 cm, yellow	279859	1
50 cm, red	279860	1
60 cm, blue	279861	1
70 cm, yellow	279862	1
80 cm, red	279863	1



FitPAWS® Egg Ball

Cat. No Pk. size

The FitPAWS® Egg balls are used the same way as the peanut. Due to their unique shape they provide more motion and this increases the challenge. This can be useful for more advanced conditioning as a dog gets stronger. Also the unique egg shape allows for more weight transfer from front to back.

The FitPAWS® Egg is a new shape of stability ball for the advanced canine athlete! It has a greater balance challenge due to its uneven shape and will shift in multi directions for advanced proprioception and body awareness. The professional-grade heavy-duty PVC material is formulated for use with dogs, provides superior gripping and resists damage caused by dog nails.

When used in a core conditioning program, the FitPAWS® Egg can improve balance and coordination as well as stabilize weak areas. The FitPAWS® Egg easily inflates with an air pump (sold separately). You can also adjust the balance challenge by under-inflating so that the ball is not so firm.

Helpful inflation hint

The Egg is inflated by measuring to a desired height, not by air pressure (psi.) The size printed on each FitPAWS® Egg is the maximum inflation height the ball is designed to inflate up to, but you can always use the ball less inflated, if you wish, so that it is easier for your dog to balance on.

The FitPAWS® Egg can be inflated with an air pump or your own air compressor that has a cone-shaped attachment. If you want to reach the maximum height but feel like the ball cannot take more air, let it sit overnight partially inflated with the plug in the ball. The material will soften and expand a little and be easier to fill. The next day continue to inflate to desired size. When you have reached the desired height, make sure you press the plug all of the way in, until the head of the plug is flush with the ball's surface. This will ensure a good seal.

At maximum height, the FitPAWS® Egg will feel tight and be the most challenging for your dog.

Training DVD included

65 cm, green	279864	1
85 cm, blue	279865	1



FitPAWS® Sizing Guidelines

Choosing the correct size and shape of ball for your dog depends on what type of exercises your dog will be doing on the ball. The size printed on the ball is the maximum inflation height. You can decide whether or not you want to inflate the ball to its maximum height or inflate to a lesser height. Never go over the maximum height printed on the ball.

If you plan to use your ball mainly for core conditioning, measure the length of your dog when it is standing from the front legs to the back legs. Your dog should be able to stand in a natural stance on the top of the ball without being hunched over.

You can always use a large ball for a small dog but not a small ball for a large dog. If you have more than one dog, choose a size that fits your largest dog. You may find it more comfortable for your own back to work with your dog on a larger/taller ball. Using a larger ball for a small dog also has the added benefit of providing more surface area to work on. The FitPAWS® Peanut is naturally longer than the FitPAWS® Egg and provides more of an elongated surface training area.

For natural stances	Use this size Peanut	Use this size Egg
Up to 50 cm length	40 cm, 50 cm, 60 cm, 70 cm, 80 cm	65 cm, 85 cm
Up to 60 cm length	50 cm, 60 cm, 70 cm, 80 cm	65 cm, 85 cm
Up to 75 cm length	60 cm, 70 cm, 80 cm	85 cm
Up to 102.5 cm length	70 cm, 80 cm	
Up to 140 cm length	80 cm	

For weight bearing activities (when a dog is standing partially on the ground and partially on the ball) choose a ball that is slightly under your dog's withers (or highest part of the shoulders where the neck meets the back.) If you need a ball smaller than the 40 cm, consider purchasing the 40 cm and decrease the amount of air you pump in so that the ball is shorter than its maximum height of 40 cm.

Shoulder height	Use this size Peanut
40 - 48 cm	40 cm (39 cm tall at maximum inflation)
49 - 58 cm	50 cm (49 cm tall at maximum inflation)
59 - 68 cm	60 cm (59 cm tall at maximum inflation)
69 - 78 cm	70 cm (69 cm tall at maximum inflation)
79 cm -	80 cm (79 cm tall at maximum inflation)

The FitPAWS® Peanut is a good choice for beginners and for weight-bearing exercises as the unique shape of the peanut provides an easier balance challenge and rolls in one direction or plane at a time. The FitPAWS® Egg is a better choice for advanced core strengthening exercises as it is more unstable than the peanut and rolls in multiple directions or planes.



FitPAWS® Hand Pump

Cat. No Pk. size

Fast dual-action pump.

We recommend this pump for inflation of FitPAWS® exercise balls. The pump comes with two attachments — a cone-shaped attachment for inflatables and a needle attachment for inflating/deflating.

FitPAWS® Hand Pump

279867

1

FitPAWS® Donut Ball

Cat. No Pk. size

The FitPAWS® Donut may be used as a balance training tool or for core strengthening for small dogs that may be overwhelmed by the Peanut or Egg. It can also be used for weight bearing therapy. It is made with a professional-grade heavy-duty PVC material that resists tearing caused by dog nails.

The FitPAWS® Donut provides a moderate balance challenge. Its broad base offers more stability than a round ball. You can also adjust the balance challenge by under-inflating so that the ball is not so firm. It has textured bumps on one side and a smooth surface on the other side. It is approximately 30 cm high and easily inflates/adjusts with the included hand-held air pump.

Helpful inflation hint

The FitPAWS® Donut is inflated by measuring to a desired height, not by air pressure (psi.) For best results, do not inflate over 32.5 cm high, measured when the Donut is placed with the flat side on the ground. You can always use the Donut less inflated, if you wish.

The FitPAWS® Donut can be inflated with the included air pump or your own air compressor that has a cone-shaped attachment. On the side of the Donut, you will see a white plug that will need to be removed before the air will go in. The plug may instead be taped to the side of the Donut. If it is, remove and keep plug. Place the tip of the pump's cone shaped attachment in the hole of the Donut, inflate to desired height and replace the plug firmly to hold the air inside.

To remove air from the FitPAWS® Donut, simply remove the white plug from the side of the Donut and let out desired amount of air before replacing plug firmly.

The more inflated the Donut is, the less it will move when your dog is on top and the less challenging it will be. The less inflated the Donut is, the more dynamically it will move and the more challenging it will be.


FitPAWS® hand pump and training DVD included

KRUUSE Rehab FitPAWS® donut-shaped conditioning ball blue	279897	1
Holder for KRUUSE Rehab FitPAWS® donut training ball, L, blue	279925	1



FitPAWS® Balance Pad

Cat. No Pk. size



The FitPAWS® Balance Pad is the lowest level of balance challenge. It is good for dogs with balance deficiencies. The FitPAWS® Balance Pad makes a perfect beginning balance training tool and provides low balance challenges for dogs recovering from injury. The closed-cell foam construction makes the FitPAWS® Balance Pad impervious to water - great for when you need to hose it off between uses or use during under-water therapy. You can create varying degrees of balance challenge by stacking two or more balance pads on top of one another or can customize for use with larger dogs by using two balance pads side-by-side.

Training DVD included

KRUUSE Rehab FitPAWS® Balance Pad 38.1 x 46.35 x 5 cm, blue 279866 1

FitPAWS® Balance Disc

Cat. No Pk. size

The FitPAWS® Balance Disc can be used for weight bearing activities and balance training for sporting and working dogs or for animal rehabilitation and therapy. The professional-grade heavy-duty PVC material is formulated for use with dogs, provides superior gripping and resists damage caused by dog nails.

The FitPAWS® Balance Disc has a 35 cm and a 55 cm training surface and may be used in multiples to create a balance training course. It has two training surfaces, a flat/smooth side and a textured surface. The balance challenge can be easily adjusted by removing or adding air with a needle pump (not included.)

To add more air to the Balance Disc, use a pump with a needle attachment. The inflation hole is on the side of the disc with the sensory bumps, located three rows in from the outside. Make sure the needle is pushed all the way in and flush with the disc before inflating with more air.

To remove air from the Balance Disc, remove the needle attachment from the pump and place it in the inflation hole of the disc. Then squeeze the disc until the desired air amount is removed from the disc.

The more inflated the Giant Balance Disc is, the less it will move when your dog is on top and the less challenging it will be. The less inflated the Giant Balance Disc is, the more dynamically it will move and the more challenging it will be.

Training DVD included

KRUUSE Rehab FitPAWS® Balance Disc 35 cm 279890 1

KRUUSE Rehab FitPAWS® Balance Disc 55 cm 279891 1



FitPAWS® Paw Pods

Cat. No Pk. size



Paw Pods are balance “stones” for dogs.

Place under the dog’s feet for balance training and core strengthening. FitPAWS Paw Pods can also be used for improving weight bearing issues for individual limbs, another great tool for canine rehab practitioners.

The Paw Pods are made from a firm yet flexible PVC material with an air-filled chamber. Adjust the balance challenge by changing the amount of air inside each pod with a needle pump (not included). You can also change the difficulty level by using the Paw Pods placed with the flat side down (less challenging) or the dome side down (more challenging). The FitPAWS Paw Pods feature sensory bumps on top for neural stimulation and grip capability.

The set includes 4 Paw Pods in assorted colours in an easy-tote drawstring bag. The Paw Pods are shipped inflated.

FitPAWS® Paw Pods, 4 assorted colours

279926

1



FitPAWS® Targets

Cat. No Pk. size



Target training can be a fun and engaging way to teach the dog to:

- Get used to a piece of new equipment
- Step on a specific mark
- Stay in a particular place
- Learn body awareness

The Targets can help the dog become accustomed to the FitPAWS equipment. This is especially helpful if the dog doesn't know an "up" command. First have the dog learn to touch the Targets, when they are on the floor. Once the dog masters the touch, move the Targets to the FitPAWS Equipment, which the trainer wants to have the dog work out on. For instance place two targets on the side of the FitPAWS Peanut to help the dog learn how to place two feet on the ball. Slowly moving the targets on top of e.g. FitPaws Peanut.

Fitpaws Targets, set of 4 flexible Targets (2 blue, 2 yellow) in the colours that dogs see best. 25.4 cm in diameter.

FitPAWS® Targets, 4/pk, 2 blue, 2 yellow

279927

1





K9 FITbone™

Cat. No Pk. size

The K9 FITbone provides a low-impact platform to add full-body conditioning and toning for small dogs and big dogs. The professional-grade heavy-duty PVC material is formulated for use with dogs, provides superior gripping and resists damage caused by dogs nails.

Small dogs can place all four paws on the bone; while big dogs can use one bone for the front legs and one bone for the back legs. K9 FITbone also features sensory bumps for neural stimulation. Balance challenge can be adjusted by adding more or less air to the platform.

Integrate instability training to develop strength, endurance, proprioception, balance and flexibility with the K9FITbone™. The new balance disc shaped like a bone provides fun and a greater sense of dog aesthetics. It is a well-rounded tool that packs a big punch.

Including pump.

K9 FITbone, blue

279946

1



FitPAWS® Wobble Board

Cat. No Pk. size



The FitPAWS® Wobble Board is an advanced balance training and core-strengthening tool for canines. Specific features include the 50 cm and 90 cm round non-slip textured training surface and a 6 cm wood fulcrum for full 360° dynamic rotation. While your dog works to stay centered on top of the balance board, your dog's core muscles will engage and strengthen.

Balance training can help dogs with body awareness (proprioception) and self-confidence as they learn to master changing and unstable environments. Puppies can be started early with balance training.

The FitPAWS® Wobble Board can also be used for targeting specific limbs for weight-bearing therapy and muscle strengthening rehab.

The FitPAWS® Wobble Board features an extra-large non-slip textured surface that is big enough for most dogs.

The FitPAWS® 90 cm Wobble Board includes three interchangeable fulcrums (small, medium, large) for different balance challenges and degrees of difficulty. For beginner dogs, you can even start without any fulcrum so that your dog gets used to the feel of the board. Then add the small fulcrum and progress to the medium and large fulcrums as your balance training evolves.

The FitPAWS® 90 cm Wobble Board is a great dynamic balance training tool to add to your dog's cross-training as it swivels a full 360°. Your dog will not only develop balance skills but will also improve its core strength as it works to maintain its center of gravity on the board. Training regularly on the FitPAWS® Wobble Board is a good way to maintain strong joints, range of motion and mobility.

The extra-large surface makes this board indispensable for the canine rehab professional as it allows you to stand on top of the board with your client dog.

FitPAWS® Balance Disc, Ø50 cm	279898	1
FitPAWS® Balance Disc, Ø90 cm	279899	1



FitPAWS® Giant Rocker Board

Cat. No Pk. size

The FitPAWS® Giant Rocker Board has an extra-wide training surface 75 cm x 75 cm and a 4 cm center fulcrum bar. Depending on how your dog is facing, the board will rock from side-to-side or front-to-front. Use this professional-quality canine conditioning tool for rehab, balance training, and beginner seesaw and contact training for agility. Padded, non-slip textured training surface.

- Padding on edges of board to muffle sound when in use on indoor flooring
- Easy-to-clean. Surface mat is attached with Velcro and is easily removed for cleaning. Hang up mat and spray with water. Allow to dry completely before replacing
- Easy to maintain. Replacement FitPAWS® mats are available for purchase
- Includes insert with exercise examples

FitPAWS® Giant Rocker Board	279893	1
FitPAWS® Replacement mat for Rocker Board	279894	1

FitPAWS® Safety Harness

Cat. No Pk. size



The FitPAWS® Safety Harness helps you control the dogs while they are on the FitPAWS® Peanut or Egg. It is also a good help when the dog has to climb the ball. It has D-rings for tethering the dog on a treadmill and is water proof for water treadmills.

The FitPAWS® Safety Harness is a professional-quality canine harness for use with the FitPAWS® Peanut and FitPAWS® Egg, as well as for other canine rehab use. It is the perfect solution if you are nervous about your dog using the ball or for less-stable canines in rehab. It is also a great tool for helping guide your dog on or off the Peanut or Egg. The molded rubberized ergonomic handle is lightweight but provides a firm grip so you can comfortably manage your dog's movement, help guide it atop the ball or help guide it down once you have finished training. The main body of the harness is constructed from a top and bottom layer of extremely high denier, poly-coated fabric which is fully padded inside and triple-stitched at each and every stress point. This offers unrivaled strength along with water resistance. The FitPAWS® Safety Harness includes 3 D-Rings conveniently located on the top and both sides. These D-rings can be used for tying leads if the dog is rehabbing on a treadmill. Our FitPAWS® Safety Harness features two adjustable straps of high-strength nylon webbing (underneath the girth and across the chest) for a customized fit. The girth strap also features a safety release. Order correct size by measuring your dog's girth. Use a soft fabric measuring tape and measure your dog around the chest just behind the front legs. Make sure your dog is standing up while you are doing this. You can also circle your dog's chest with a leash and then measure the leash where you mark it.

S, girth 65 - 75 cm, red	279871	1
M, girth 75 - 85 cm, blue	279870	1
L, girth 85 -100 cm, yellow	279869	1
XL, girth 100 -105 cm, red	279868	1







Goniometer

Cat. No Pk. size

A goniometer is used to measure a joint's range of motion. It can be helpful in determining if the patient is lacking mobility due to an injury, or how well the patient is recovering after sustaining an injury.

KRUUSE Rehab Goniometer 15 cm	279879	1
KRUUSE Rehab Goniometer 20 cm	279880	1
KRUUSE Rehab Goniometer 30 cm	279881	1



“Get on the Ball Two” DVD

Cat. No Pk. size

The Get on the Ball Two DVD provides four easy-to-follow programs: puppy, beginner, intermediate, and advanced. Besides providing detailed demonstrations of each program with experienced dogs, the DVD also includes an actual seminar held for ball work novices.

Developed and demonstrated by Debbie Gross Saunders, a licensed physical therapist and a certified canine rehabilitation practitioner with over 15 years experience in the field. 3 hours, 3 disc set.

This DVD shows how to use core conditioning equipment like the FitPAWS® Peanut and FitPAWS® Egg.

KRUUSE Rehab “Get on the Ball two DVD”	279895	1
--	--------	---

Walkabout Lifting Harness

Cat. No Pk. size

Walkabout Harnesses are commonly used on animals with arthritis, hip displasia, spinal trauma and general fatigue. Plus they help prevent back injury to pet owners from lifting pets improperly.

The front and back harnesses will keep your pet happy and mobile despite the injuries or age-related problems. The Walkabout Harness is designed to fit both male and female pets.

Lifting Harness, front legs

A smooth, semi-circular neckline allows your pet to breathe comfortably, while simultaneously supporting the front end.

S, front legs, Chihuahua, Mini-puddle	161565	1
M, front legs, Beagle, Spaniels, Queensland Heeler	161566	1
M/L, front legs, German Shepherds, Golden Retrievers, Labradors	161567	1
L, front legs, large German Shepherds, Labradors, Doberman	161568	1
XL, front legs, Great Dane, Saint Bernard	161569	1



Lifting Harness, hind legs

The design and construction of the Walkabout harness provides the balance and support necessary for your pet to live a happier, healthier and cleaner life. Use of the Walkabout can also help minimize the backstrain that often results from lifting and carrying heavy animals.

S, hind legs, Chihuahua, Mini-puddle	161571	1
M, hind legs, Beagle, Spaniels, Queensland Heeler	161572	1
M/L, hind legs, German Shepherds, Golden Retrievers, Labradors	161573	1
L, hind legs, large German Shepherds, Labradors, Doberman	161574	1
XL, hind legs, Great Dane, Saint Bernard	161575	1



FitPAWS® Hurdle Set

Cat. No Pk. size

The FitPAWS® Hurdle Set is an incredible value for the backyard agility enthusiast, travelling animal rehab practitioner or professional dog trainer.



Includes: Four 100 cm jumping bars, eight highly-visible orange hurdle cones with cut-out holes for additional bar configurations, eight height-adjustment attachments and a black nylon carrying bag. Use indoors or outdoors. Height of jumping bar adjusts in 5 cm increments from 5-75 cm. Perfect for easy rehabilitation or more challenging agility training. Lightweight for on-the-go portability.

Set the bars at the lowest level (5 cm) for canine rehabilitation exercises and gait training. Increase and vary height challenges for agility jumping training. The entire set fits in the FitPAWS® Carrying Bag for on-the-go convenience. Use indoors or outdoors. Perfect for easy rehabilitation or more challenging agility training.

KRUUSE Rehab FitPAWS® Hurdle Set

279892

1



Companion Stance Analyzer™

Cat. No Pk. size

The Stance Analyzer is a great tool that quickly and objectively diagnoses lameness in dogs of any shape and size. As the pet stands anywhere within each quadrant, the Stance Analyzer assesses the weight distribution of each leg, helping to pinpoint the source of any problem. The Stance Analyzer can detect unequal weight distribution and aid in the diagnosis of a variety of complex issues such as early onset arthritis, partial cruciate tears, hip dysplasia, intervertebral disc disease and other issues as well.

Clinical Benefits

- Monitor improvement and track patient progress over time
- Quick, easy, non-invasive diagnosis
- Validates treatments to pet owners
- Eliminates subjective interpretation
- Assess treatment protocol for effectiveness

The Stance Analyzer is easy to integrate into any practice, and is a critical piece of an on-going rehabilitation programme, proving guidance to veterinarians and proof to pet owners when the prescribed treatment is working.

Companion Stance Analyzer

279940

1





Companion Therapy lasers

Cat. No Pk. size

KRUUSE offers the best-selling Class IV therapy laser on the market, Companion from the US company LiteCure LLC. The US market for therapy lasers has grown rapidly over the last five to six years. With their innovative design and distinct understanding of the underlying principles of laser therapy, LiteCure LLC has developed a series of therapy lasers especially for the veterinary market. LiteCure LLC has been the key driver behind the research and development of laser therapy in veterinary practice. Focusing on supporting research in laser therapy they have created the most advanced and evidence based clinical protocols in the market.

Companion Therapy System CTS Therapy Laser

The most powerful Therapy Laser in the market with a maximum output of 15 Watts. State-of-the-art touch screens with 3D animation combined with a comprehensive Laser Library allows the clinician to educate the client about their pet's condition, and show the benefits of deep tissue laser therapy. Smart Coat™ Plus technology, developed by LiteCure, is the industry's first technology that defines and administers optimal treatment dosages based on the body type, hair length, skin and coat color of your patient. All this combined with a full library of canine, feline and equine preset treatment protocols make Companion Therapy CTS the optimal solution in Veterinary Laser Therapy.

Companion Therapy CTS system includes

- CTS Therapy laser system
- 2 sets of laser applicators with 4 interchangeable, application-specific handpiece heads
- 3 laser safety goggles
- Bag for transportation
- CTS users manual
- 3 vouchers for on-line AIMLA Laser Class
 - Introduction to Companion and Equine Laser Therapy
- The two reference books on Veterinary Laser Therapy
 - Laser Therapy in the Companion Animal Practice
 - Laser Therapy for the Equine Athlete

Companion Therapy Compact CTS therapy laser, 15 W	141895	1
Bag for Companion Therapy System CTS therapy laser	141896	1
Diode laser surgery kit for Companion CTS therapy laser	141897	1

Companion Therapy Compact CTC Therapy Laser

Cat. No Pk. size



With a maximum power of 12 Watts, a weight of less than 3.7 kg and a built-in long life battery pack Companion Therapy Compact is the industry's first truly portable Class IV Therapy laser. A Therapy Laser System that is equally well-suited for both working in the clinic and working in the field. The Companion Therapy Compact system offers both Smart Coat™ Plus technology, the Industry's first technology that defines and administers optimal treatment dosages based on the body type, hair length, skin and coat colour of your patient, as well as Companion's full library of canine, feline and equine preset treatment protocols designed by laser therapy experts.

Companion Therapy CTC system includes

- CTC Therapy laser system
- 2 sets of laser applicators with 4 interchangeable, application-specific handpiece heads
- 3 laser safety goggles
- Bag for transportation
- CTC users manual
- 3 vouchers for on-line AIMLA Laser Class
 - Introduction to Companion and Equine Laser Therapy
- The two reference books on Veterinary Laser Therapy
 - Laser Therapy in the Companion Animal Practice
 - Laser Therapy for the Equine Athlete

Companion Therapy Compact CTC therapy laser, 12 W	141890	1
Companion Therapy Compact CTC therapy laser bag	141891	1



Laser Accessories

- 141891 Companion Therapy Compact CTC therapy laser bag
- 141892 Laser safety goggles for Companion CTC/CTS
- 141893 Pegasus horse blinkers for Companion CTC/CTS
- 141894 Laser applicator with 4 attachments for Companion CTC/CTS
- 141896 Bag for Companion Therapy System CTS
- 141898 Laser Therapy in the Companion Animal Practice by Ron Riegel
- 141899 Laser Therapy for the Equine Athlete by Ron Riegel
- 141725 Laser safety goggles for cats/dogs (XS, M, L)
- 141726 Laser safety goggles for cats/dogs (X-Small)
- 141727 Laser safety goggles for cats/dogs (Medium)
- 141728 Laser safety goggles for cats/dogs (Large)

KRUUSE Vet Bed

Cat. No Pk. size

KRUUSE Vet Bed is a soft, protective padding for cats and dogs. It helps to keep a constant body temperature, which is especially essential after surgery.

- All Vet Beds are machine washable at 60° C and can be tumble dried
- The Vet Bed is also suitable as an extra mattress for the basket
- Supplied in resale packaging

KRUUSE Vet bed 48 x 38 cm, grey	381600	1
KRUUSE Vet bed 66 x 51 cm, grey	381601	1
KRUUSE Vet bed 71 x 61 cm, grey	381603	1
KRUUSE Vet bed 90 x 60 cm, grey	381605	1
KRUUSE Vet bed 137 x 76 cm, grey	381606	1
KRUUSE Vet bed 137 x 92 cm, grey	381607	1
KRUUSE Vet bed 152 x 137 cm, grey	381608	1
KRUUSE Vet bed 102 x 76 cm, grey	381610	1
KRUUSE Vet Bed, Anti-slip 48 x 38 cm, grey	381617	1
KRUUSE Vet Bed, Anti-slip 66 x 51 cm, grey	381618	1
KRUUSE Vet Bed, Anti-slip 71 x 61 cm, grey	381619	1
KRUUSE Vet Bed, Anti-slip 90 x 60 cm, grey	381620	1
KRUUSE Vet Bed, Anti-slip 102 x 76 cm, grey	381621	1



BUSTER Memory Foam Dog Bed

Cat. No Pk. size

BUSTER Memory Foam dog bed provides the ultimate in comfort due to two factors, reduces the number of pressure points and provides excellent support.

Memory Foam reacts to body heat, which allows it to mould itself to the shape of a warm body thus distributing the body weight over a larger area and relieving pressure on joints. The BUSTER Memory Foam dog bed improves quality of life especially for dogs with hip or elbow dysplasia, arthritis and joint problems associated with large breeds and senior dogs.

BUSTER Memory Foam Dog Bed 100 x 70 cm, camel	385101	1
BUSTER Memory Foam Dog Bed 100 x 70 cm, beige	385102	1
BUSTER Memory Foam Dog Bed 100 x 70 cm, grey	385103	1
BUSTER Memory Foam Dog Bed 100 x 70 cm, olive	385104	1
BUSTER Memory Foam Bed Cover 100 x 70 cm, camel	385105	1
BUSTER Memory Foam Bed Cover 100 x 70 cm, beige	385106	1
BUSTER Memory Foam Bed Cover 100 x 70 cm, grey	385107	1
BUSTER Memory Foam Bed Cover 100 x 70 cm, olive	385108	1
BUSTER Memory Foam Dog Bed 120 x 100 m, camel	385201	1
BUSTER Memory Foam Dog Bed 120 x 100 m, beige	385202	1
BUSTER Memory Foam Dog Bed 120 x 100 m, grey	385203	1
BUSTER Memory Foam Dog Bed 120 x 100 m, olive	385204	1
BUSTER Memory Foam Bed Cover 120 x 100 m, camel	385205	1
BUSTER Memory Foam Bed Cover 120 x 100 m, beige	385206	1
BUSTER Memory Foam Bed Cover 120 x 100 m, grey	385207	1
BUSTER Memory Foam Bed Cover 120 x 100 m, olive	385208	1



Camel

Beige

Grey

Olive



KRUUSE Rehab Anatomical Model, Cubitus (Elbow)

Cat. No Pk. size

Healthy left elbow of average size dog includes: humerus, radius and ulna bones; plus 6 ligaments. Education card included with model.

KRUUSE Rehab anatomical model, cubitus (elbow)

279900

1



KRUUSE Rehab Anatomical Model, Genu (Knee)

Cat. No Pk. size

Average size dog knee with femur, fibula, patella and tibia bones, lateral and medial meniscus, anterior and posterior cruciate ligaments, plus 6 more ligaments and tendons. Education card included with model.

KRUUSE Rehab anatomical model, genu (knee)

279901

1



KRUUSE Rehab Anatomical Model, Scapula (Shoulder)

Cat. No Pk. size

Average size dog shoulder with scapula, humerus, biceps brachii tendon, coracobrachialis tendon, lateral glenohumeral ligament, medial glenohumeral ligament and transverse humeral ligament. Education card included with model.

KRUUSE Rehab anatomical model, scapula (shoulder)

279902

1



KRUUSE Rehab Anatomical Model, Vertebral Columna

Cat. No Pk. size

Vertebral column of average size dog features 5 lumbar vertebrae and discs, caudal (tail) vertebrae and sacrum. Education card included with model.

KRUUSE Rehab anatomical model, vertebral columna

279903

1



KRUUSE Rehab Anatomical Model, Genu in Four Phases (Knee)

Cat. No Pk. size

Vertebral column of average size dog features 5 lumbar vertebrae and discs, caudal (tail) vertebrae and sacrum. Education card included with model.

KRUUSE Rehab anatomical model, genu in four phases (knee)

279904

1



KRUUSE Rehab Anatomical Model, Pelvis

Cat. No Pk. size

Average size dog pelvis that features both normal and osteoarthritic bone, body of ilium, greater trochanter, head in acetabulum, herniated disk, neck of femur, nerve, sacrum, and third trochanter. Education card included with model.

KRUUSE Rehab anatomical model, pelvis

279905

1

Fit Fur Life Ground Treadmill

Cat. No Pk. size

Training, rehabilitation and exercise treadmills for all breeds of dogs.

The professional model is a heavy-duty machine designed for frequent use by veterinary practices, physiotherapists and hydrotherapy clinics and dog training units. It is ideal for larger breeds including St Bernards, Great Danes, Greyhounds, Deer Hounds and Irish Wolf Hounds.

The overall benefit of using the Fit Fur Life treadmill is to provide a finely controlled, precise and measured form of exercise.

Orthopaedic, fracture and spinal rehabilitation

- Improves post operative rehabilitation in any joint surgery
- Improves joint flexibility
- Increases and re-builds muscle tissue
- Improves limb balance
- Aids rate of recovery after surgery

Arthritis and joint disease

- Controlled cardio vascular workout improving overall circulation
- Encourages agility through strengthening and building muscle tissue
- Inclines feature aids rehabilitation of hip, hock and lower spinal problems
- Declines feature aids rehabilitation of shoulder, elbow and pastern problems

Obesity control

- Improves cardiac function and tolerance gradually
- Improves muscle tone
- Dramatic improvement in attitude, well being and fitness

Pre-show conditioning

- Gain optimal appearance
- Avoid lengthy grooming during bad weather
- General exercise and fitness - dogs become obsessed with it

Fit Fur Life Treadmill Professional

272370


1



Cover for Fit Fur Life Ground Treadmill



Console with 4 window LED display



See video at www.kruuse.com





KRUUSE Rehab Dog Wheelchair

Cat. No Pk. size

The Dog Wheelchair is to support the hind legs of dogs in case of partial or total mobility loss.

Characteristics

- Sturdy design and materials
- Easily and fully adjustable
- Lightweight aluminum frame
- Stainless steel hardware

Common conditions that require the use of dog mobility aids

- Hip dysplasia
- Neurological impairment
- Complete or partial rear paralysis
- Arthritis
- Spinal diseases such as Degenerative Myelopathy
- Lumbar or thoracic disc injury
- Surgical recovery
- Rehabilitation and therapy
- Any other condition that results in rear leg pain or weakness

The Dog Wheelchairs are currently for pets with normal front leg strength.

XXS, strength: <2.3 kg	279906	1
XS, strength: 2.3 - 6.8 kg	279907	1
S, strength: 6.8 - 18 kg	279908	1
M, strength: 18 - 27 kg	279909	1
L, strength: 27 - 45 kg	279910	1
XL, strength: 45 - 79 kg	279911	1



JØRGEN KRUISE A/S
Havretoften 4
DK-5550 Langeskov
Denmark
Tlf: +45 72 14 14 14
Fax: +45 72 14 14 00
info@kruise.com

KRUISE SVENSKA AB
Ulls väg 30
756 51 Uppsala
Sweden
Tel: +46 (0)18 489 97 00
Fax: +46 (0)18 489 97 98
kruise.svenska@kruise.com

KRUISE NORGE AS
Dyrløkkeveien 19
N-1440 Drøbak
Norway
Tlf: +47 64 90 75 00
Fax: +47 64 90 75 01
kruise.norge@kruise.com

KRUISE UK LTD.
12 Sherburn Network Centre,
Lancaster Close, Sherburn in Elmet,
North Yorkshire, LS25 6NS
United Kingdom
Phone: +44 01977 681523
Fax: +44 01977 683537
kruise.uk@kruise.com

JØRGEN KRUISE A/S International
Havretoften 4
DK-5550 Langeskov
Denmark
Tel: +45 72 14 15 16
Fax: +45 72 14 15 00
export@kruise.com

KRUISE POLSKA SP. Z O.O
Ul. Knapowskiego 12/1
60-126 Poznan
Poland
Tel. +48 61 22 22 160
Fax. +48 61 22 22 161
kruise.polska@kruise.com