

eGo-CE4 Manual

www.novocig.com

The eGo-CE4 e-cigarette is new generation of eGo tank e-cigarette with new technology of 1.6ml transparent CE4 Plug cartomizer(eGo CE4+ Clearomizer). CE4 Plus cartomizer is the latest Clearomizer designed to work with eGo Series batteries:

- 1) Easy to fill the e-liquid. Just take off the CE4 cartomizer inhaler tip, fill the e-liquid, and then screw back the inhaler tip onto the eGo CE4 cartomizer.
- 2) Huge capacity, eGo ce4 cartomizer can hold about 1.6ml of E-liquid.
- 3) Fits nicely on an eGo giving a clean finished look.
- 4) With scale on the eGo CE4 transparent clearomizer, you can see how much nicotine you inhaled.
- 5) Longer wicks for more consistent flow of e-liquid to the coil in any position
- 6) No burning, no leaking. Very large vapor.
- 7) Large capacity batteries, the average to heavy user can get 6 to 8 hours of use from a fully eGo charged battery (MEGA battery is 1100mAh, enables over 14 hours).

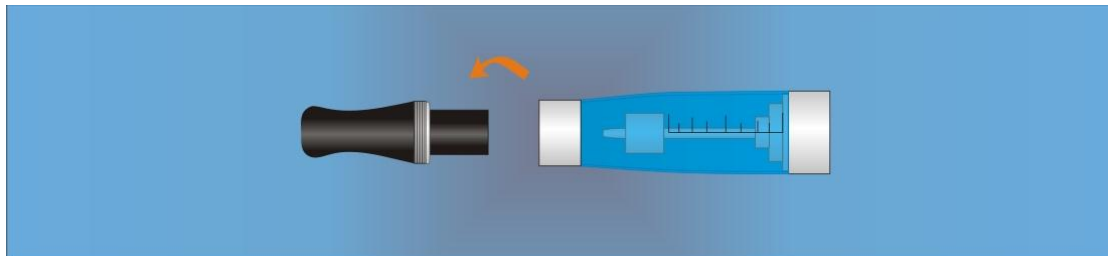
I.Package:

An eGo-CE4 starter kit includes:

- * 2 eGo CE4+ clear cartomizers
- * 2 eGo batteries
- * 1 AC-USB adapter
- * 1 eGo USB charger

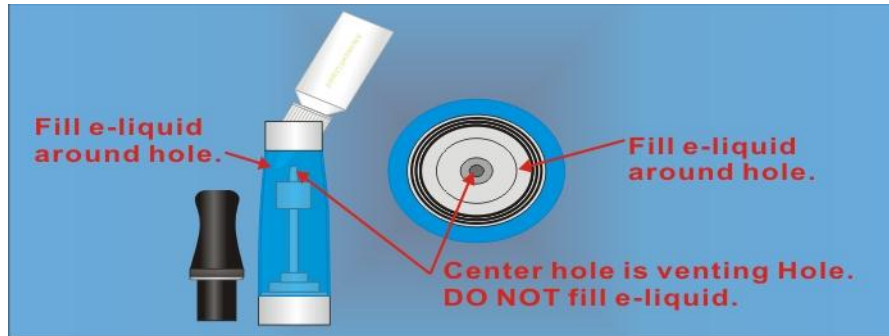
How to use eGo CE4 plug e-cigarette.

Step 1: Unscrew the inhaler tip from the CE4 cartomizer

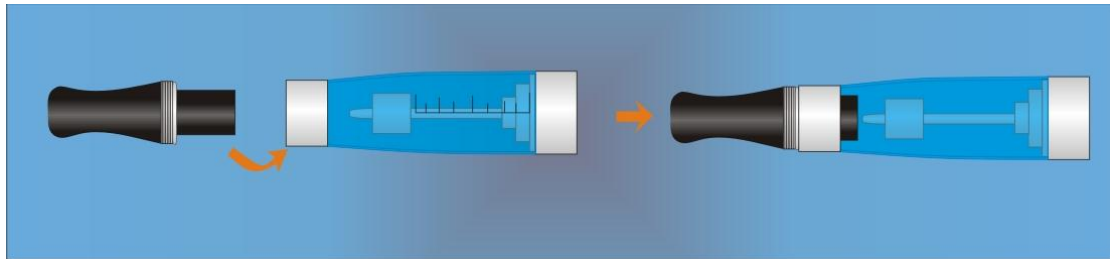


Step 2: .

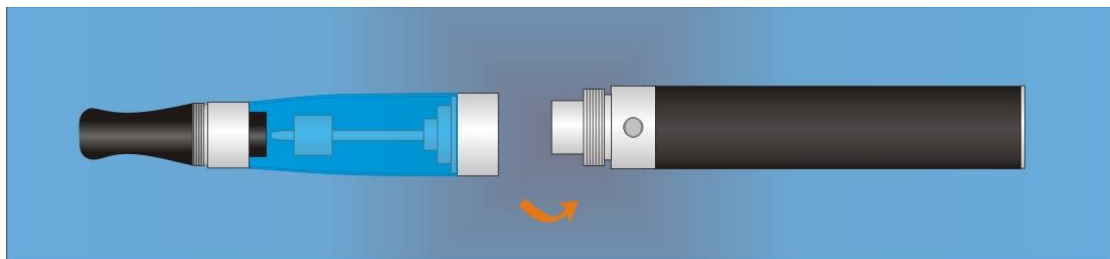
Using an e-liquid bottle or syringe, fill the CE4 cartomizer by inserting e-liquid down the side wall (Do not fill e-liquid in the center hole, that is for air flow).



Step 3: Screw the inhaler tip back onto the CE4 clearomiser (do not screw too tightly).



Step 4: Screw and connect the eGo CE4 cartomizer with the eGo battery, then they will be stand-by state.

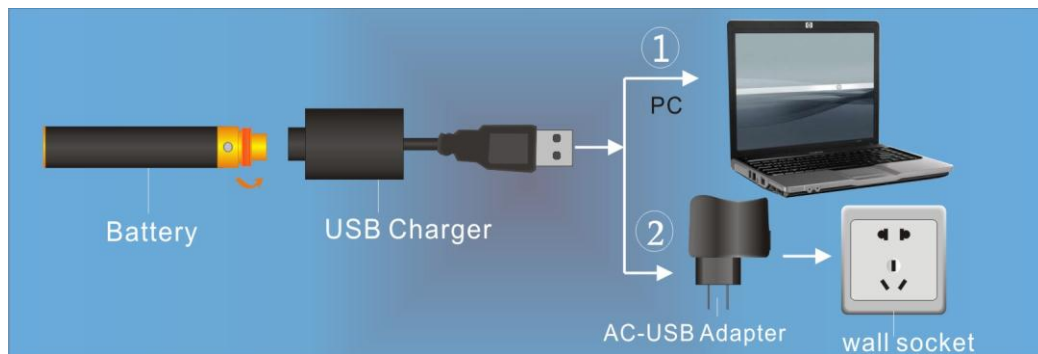


* The eGo ce4 e-cigarette works only when you press the eGo LED button. Press the LED button and inhale at the same time.

Charge the eGo-C battery:

You just screw the eGo battery with the USB charger, then plug it into the PC or AC-USB Adapter.

1. the first charge should be kept for 8 hours, even if the LED light turns green. 2. Use for 20 minutes., 3. Charge the battery for another 1 hour. Your eGo battery is ready for normal using now. The normal charging time should be kept for 3 hours(even if the LED light turns green).



China Electronic Cigarette Store:www.novocig.com