

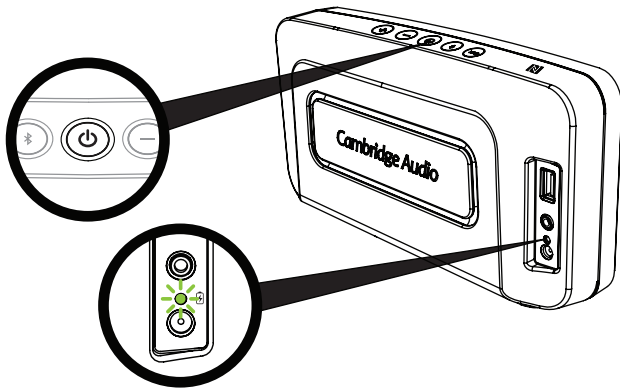


User manual

Important !

Connect the charging adaptor to the Go and charge for 4 hours before first use.

The charging LED will indicate orange  whilst charging and green  when fully charged.





Press and hold the power button  on the top of the unit for two seconds to turn it on.

Bluetooth set-up


Press the  button to select the Bluetooth input. 

Pairing Your Device Manually


1. Press and hold the  button for two seconds to enter Bluetooth pairing mode. The flashing blue LED, indicates pairing mode. 
2. Enable Bluetooth connectivity on your Bluetooth device (eg. phone, tablet etc) and pair with the Go (you may need to consult your phone or tablet operating instructions).

If your Bluetooth device is NFC enabled


You may need to ensure Bluetooth is enabled on your device.

1. Touch your NFC device against the logo  on top of the Go.
2. Go will enter automatic pairing mode and 'Go' should appear on your device.

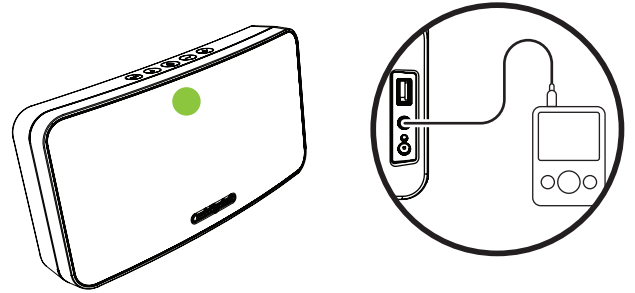


Successful pairing will be signalled by a 'beep' from the unit and the  LED will stop flashing.

Pairing a second device

To pair a different device, press and hold the  button for two seconds to enter pairing mode and pair your Bluetooth device as described in the Bluetooth instructions.

Aux input



Press the **AUX** button to select the Aux input. There is an Aux input on the rear of the unit that allows any analogue device to be connected. LED will turn green to indicate Aux input is selected.

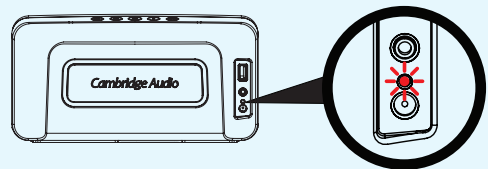
TOP TIPS

Auto power down

To save power, your Go will automatically turn off after 30 minutes if no music is playing. Press the power button to turn the Go back on.

Low battery warning

A flashing red LED indicates that the battery is too low and the Go will enter a standby mode where no music can be played. This LED will continue flashing for 30 minutes after which the Go will turn off.



USB Charging

The Go can be used to charge compatible mobile devices. If the charging adaptor is not connected this will drain the battery.

! Battery Safety

Your Go contains a high performance battery and charging system that is designed to work in temperatures that do not exceed 50°C (122°F). Leaving this product in an automobile where temperatures may exceed this limit may result in permanent battery damage, fire or explosion. Do not leave your product in any location where temperatures may exceed this limit. Please recharge the battery every two months to maintain the battery in optimal condition.