



# BMW Tool Catalog 2008



<u>Repair Section</u> .....	<u>Page</u>
Ordering Information .....	02
11 Engine .....	03
12 Engine Electrical .....	19
13 Fuel Injection.....	22
16 Fuel Delivery .....	26
17 Cooling System .....	27
21 Clutch .....	28
23 Manual Transmission .....	29
24 Automatic Transmission .....	31
25 Gear Shift .....	34
31 Front Axle.....	35
32 Steering.....	38
33 Rear Axle.....	41
34 Brakes .....	47
61 Electronics General.....	50
62 Instruments .....	54
64 Heating & Air Conditioning .....	55
65 Radio and Special Equipment.....	56



# Ordering Information

The tools in this catalog comply, where possible, with the numbering system of BMW USA and Mercedes Benz NA and are organized by Repair Groups as found in the Factory Service and Repair Manuals and Workshop Information Systems.

Baum Tools attempts to carry the complete line of OEM issued tools. If you cannot find a particular tool or a tool for a specific application, please call and inquire. We continually update our product line as new tools become available.

Our engineering and development departments are constantly on the alert for new and improved tool designs. We give all suggestions and recommendations careful consideration. We also have contact with a variety of International sources and maintain a flexible stock in order to satisfy your needs.

## STATEMENT OF POLICY

Orders may be placed by Phone, Fax, E-mail or mail.  
Every effort is made to process each order at the time it is received.  
Backordered items are retained on backorder until shipment is possible.

***Please specify if backorders are NOT to be carried forward.***

Shipping: All shipments are F.O.B. our warehouse Sarasota Florida USA, via U.P.S. Ground, 3 Day Select, 2 Day Air, Next Day Air, Express International or Expedited International where available. Guaranteed AM delivery and Saturday delivery is also available upon request.

Payment: We accept Visa, MasterCard, American Express, Discover, Baum Tools Credit card, ABA Bank Transfer and PayPal.

Prices: Prices are subject to change without notice. Please confirm pricing at the time the order is placed. If ordering by E-mail, Mail or Fax please include a phone number so we may confirm availability and pricing.

Returns: All errors in shipping must be reported within 48 hours of receipt. All returns are subject to a 20% restocking charge, when no error on our part exists. No return may be made without an authorization number. All returns must contain a copy of the original invoice. Refunds are made on the first of the following month. Special order Items are non returnable.

Warranty: New, currently manufactured and cataloged tools carry a warranty against defects in materials and workmanship for a period of 12 months from the date of delivery. This warranty does not apply to any tool or part of tool which has been altered in any way without the express permission of Baum Tools, the use of power tools in conjunction with any Baum Tool not specifically specified for use with power tools and tools used for jobs other than that specified.

Obsolete and Used Tools carry no warranty and are sold on an AS IS basis regardless of manufacturer.

**800-848-6657 USA/Canada**

**941-927-1414 Intl.**

**941-927-1612 Fax**

**Sales@baumtools.com**

**www.baumtools.com**




BMW is the registered trademark of Bayerische Motoren Werke AG.  
Mercedes Benz is the registered trademark of DaimlerChrysler AG.

Baum Tools Unlimited Inc. © 2007

# BMW Tools

## Engine

# 11

Tool Number	Application	Models	
<b>B115000</b>	<b>CASE DRILLING FIXTURE - 6 CYLINDER</b> Use to install Timesert inserts when the cylinder bolt holes strip in the light alloy type engine case. Use with Timesert kit #TS1015 and inserts #TS10155. Covers all 6 cylinder models from 1998 to 2005.	M52TU, M54, M56	<b>NEW</b> 
<b>B1160K</b>	<b>DOUBLE VANOS ASSEMBLY &amp; TIMING KIT</b> This kit contains the tools necessary to assemble and properly time the double VANOS camshaft adjustment unit found in 1998 and later 6 cylinder engines.	M52TU, M54, M56	<b>NEW</b> 
<b>116150</b>	<b>VALVE TIMING ADJUSTMENT PLATE</b> Adjusting plate for setting valve timing on engine with double VANOS.	M52TU, M54, M56	
<b>116180</b>	<b>SECONDARY CHAIN ASSEMBLY FIXTURE</b> Use for preassembling secondary chain sprockets with chain on camshafts.	M52TU, M54, M56	
<b>115080</b>	<b>CAMSHAFT LOCKING FIXTURE</b> Locks camshaft in position when adjusting timing on M3 3.0L and 3.2L engines.	S50B30, S50B32	<b>M3 3.0 &amp; 3.2L</b> 
<b>117340</b>	<b>CAMSHAFT LEAD ANGLE GAUGE</b> For setting camshaft lead angle (1.5 degree) (control diagram) when installing VANOS adjustment unit on S503.2Liter and S54 Motorsport Engines. NOTE: Replaced by #119140 & #117342.	S50B32, S54	<b>M3-3.2L</b> 
<b>119130</b>	<b>CAMSHAFT LEAD ANGLE GAUGE</b> For setting camshaft lead angle (1.5 degree) (control diagram) when installing VANOS adjustment unit on S50B32 and S54 Motorsport Engines. Use with #117342.	S50B32, S54	<b>NEW</b> 
<b>119140</b>	<b>CAMSHAFT TIMING GAUGE</b> For checking camshaft timing when installing VANOS adjustment unit on S54 Motorsport Engines.	S54	<b>E46-M3</b> 
<b>126410</b>	<b>VANOS CONTROL ADAPTER</b> Cable and adapter for VANOS control for external signaling of VANOS control when installing and function-checking the 4/2 way valve in conjunction with #113450	M50, M52, S50B32, S54, S62	
<b>113292</b>	<b>CHAIN TENSIONER LOCK PIN</b> Locks chain tensioner during timing.	M50, M52	

800-848-6657 Toll Free  
941-927-1414 Intl'  
941-927-1612 Fax


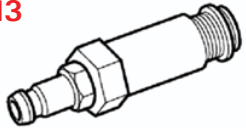










www.baumtools.com  
sales@baumtools.com

# BMW Tools

Engine

11

Tool Number	Application	Models	
113450	<b>VANOS COMPRESSED AIR FITTING</b> Fitting allows for functional testing of VANOS adjusting unit. Use with #126410.	M50, M52, M52TU, M54, M56, N62	
117350	<b>VANOS AIR ADAPTER</b> Use to supply compressed air to VANOS unit during assembly.	S50B32	<b>M3</b> 
B1088K	<b>CAMSHAFT LOCKING FIXTURE KIT</b> This camshaft kit allows disassembly and assembly of 4, 6, 8 and 12 cylinder BMW engines produced from 1991 to the present. Includes #113240, #B112440, #113190, #112300, #114230 & #B1088K-6.	M40, M42, M50, M52, M52TU, M54, M56, M60, M62, M70, M73	<b>NEW</b> 
113240	<b>CAMSHAFT LOCATING FIXTURE - 6 Cylinder</b> Aligns and holds camshaft in place when assembling timing chain. Use with #112300 to locate top dead center. Use with #119110 for M44 models with rough idle.	M42, M44, M50, M52, M52TU, M54, M56, S50US, S52US	
119110	<b>CAMSHAFT GAUGE ADD-ON</b> Additional camshaft gauge half for #113240 to locks intake side at 6 degrees during timing adjustment. Use with #113240 for M44 models with rough idle.	M44	
B112440	<b>CAMSHAFT ALIGNMENT FIXTURE - V8</b> Locks V8 camshafts and crankshaft at proper position during assembly.	M60, M62	
114280	<b>CAMSHAFT LOCKING FIXTURE</b> This camshaft kit aids in assembly of 6 cylinder BMW N52 engines produced from 2004 to the present. See #114290.	N52	<b>NEW</b> 
B117250	<b>CAMSHAFT LOCATING JIG</b> Use this jig set to position the camshaft in the TDC position when disassembly and assembly of the intake and exhaust sides.	N40, N45, N57	<b>NEW</b> 
119290	<b>CAMSHAFT LOCATING JIG</b> Use this jig set to position the camshaft in the TDC position when disassembly and assembly of the intake and exhaust sides.	N42, N46	<b>NEW</b> 
117260	<b>CAMSHAFT SENSOR GEAR DISCONNECT GAUGE</b> Use when disassembling the camshaft or realigning the camshaft.	N40, N45	<b>NEW</b> 

800-848-6657 Toll Free  
941-927-1414 Intl'  
941-927-1612 Fax



www.baumtools.com  
sales@baumtools.com



# BMW Tools

# Engine

# 11

Tool Number	Application	Models	
114290	<b>CAMSHAFT SENSOR GEAR DISCONNECT GAUGE</b> Use when disassembling the camshaft or realigning the camshaft.	N52	<b>NEW</b> 
119350	<b>CAMSHAFT SENSOR GEAR DISCONNECT GAUGE</b> Use to disconnect the cam gear on New Generation 4 cylinder engines.	N42, N46	<b>NEW</b> 
113190	<b>TDC LOCATING JIG - 12 Cylinder</b> Use to align camshaft during removal and installation or changing chain.	M70, M73	
119460	<b>CAMSHAFT ALIGNMENT JIGS</b> Aligns intake and exhaust cams in the proper timing position for assembly. Use with #119190. Specifically designed for New Generation V8 and V12 engines. 3 piece kit.	N62, N73	<b>NEW</b> 
116420	<b>VANOS VALVE SOCKET</b> VANOS electro magnetic valve socket. THIN WALL DEEP SOCKET 32mm For 6 cylinder and 8 cylinder VANOS system.	M54, M62VANOS	<b>NEW</b> 
116440	<b>VANOS TURNING SOCKET</b> Use to turn VANOS to the full left stop during assembly and timing.	M62VANOS	<b>NEW</b> 
116450	<b>CAMSHAFT LOCKING FIXTURE</b> Locks camshaft sensor wheel in position during timing and assembly of V8 VANOS equipped engines.	M62VANOS	<b>NEW</b> 
113310	<b>SECONDARY CHAIN TENSIONER LOCKING CLIPS</b> Use to secure the cam chain tensioner.	M62	
112430	<b>CAMSHAFT LOCATING GAUGE</b> Use to check camshaft position after loading.	M60	
113430	<b>CAMSHAFT TURNING TOOL</b> Use to rotate camshafts into position for installation or removal.	M60, M62	<b>NEW</b> 

800-848-6657 Toll Free  
941-927-1414 Intl'  
941-927-1612 Fax



www.baumtools.com  
sales@baumtools.com

# BMW Tools

Engine







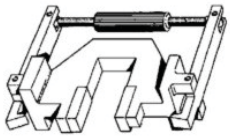



11

Tool Number	Application	Models	
112300	<b>TOP DEAD CENTER PIN</b> Aligns flywheel at top dead center. Use with #113240 and #112440 for cam alignment. Use with # 112090, # 135330, and # 1235340 to set diesel timing.	All Engines 1994-2007	
115120	<b>TOP DEAD CENTER LOCATING PIN</b> Locks flywheel at Top Dead Center on new generation 4 and 6 cylinder engines. Use with #119460 for V8.	N45, N46, N52	<b>NEW</b> 
119190	<b>TOP DEAD CENTER LOCATING PIN</b> Locks flywheel at Top Dead Center on new generation 4 and 8 cylinder engines. Use with #119460 for V8.	N40, N42, N62	<b>NEW</b> 
119480	<b>VALVETRONIC TORSION LEVER</b> Use to pretension and relieving the valvetronic torsion springs.	N62	<b>NEW</b> 
115180	<b>TOP DEAD CENTER LOCATING PIN - X5 (V8)</b> Aligns flywheel at top dead center. Use with #B112440 for cam alignment.	M62, X5	
114230	<b>RIGID CHAIN TENSIONOR</b> Use to tension primary chain. Short format for late model V8 also for M3.	M60, M62, M62VAN, S50B30	
114220	<b>RIGID CHAIN TENSIONOR</b> Use to tension primary chain.	M52, M52TU, M54, M56	
119340	<b>RIGID CHAIN TENSIONOR</b> Use to tension primary chain. Short format for late model new generation engines. Use with #114280 for cam alignment on N52.	N40, N42, N52	<b>NEW</b> 
112400	<b>CHAIN TENSIONER STRETCH TRESTLE - V8 (M60)</b> Use with #114230.	M60	
117380	<b>CHAIN TENSIONER STRETCH TRESTLE - V8 (M62)</b> Use with # 114230.	M62	

800-848-6657 Toll Free  
941-927-1414 Intl'  
941-927-1612 Fax




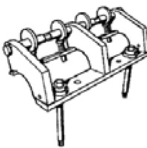
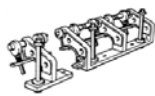







www.baumtools.com  
sales@baumtools.com

Tool Number	Application	Models	
115140	<b>BALANCE SHAFT LOCK PLATE - NEW STYLE</b> Aligns the balance shaft in the TDC position during assembly and disassembly.	N46	<b>NEW</b> 
119330	<b>BALANCE SHAFT LOCK PLATE - OLD STYLE</b> Aligns the balance shaft in the TDC position during assembly and disassembly. Replaced by #115140.	N40, N42, N45, N46	<b>NEW</b> 
115490	<b>VANOS TURNING WRENCH</b> Use to adjust VANOS position.	M50, M52	
113490	<b>VANOS LOCATING TOOL - M3</b> Use to line up VANOS unit on M3 S50 engine. See VANOS turning tool #115490 for M50 and M52.	S50	
116170	<b>VANOS CAP FLAT NOSE PLIERS</b> Pliers for removing and installing plastic closure caps on double VANOS.	M52TU, M54, M56	
W910A	<b>SLIDE HAMMER TIP - 12X1mm</b> Use on slide hammer #602-0033A to remove rocker shafts on 4 and 6 cylinder models.	All to 1983	
113090	<b>CAMSHAFT ADJUSTING ASSEMBLY</b> Use with #112300 and #135340 to set diesel timing.	M21	
116060	<b>MAGNETIC SOCKET - 10mm X 400mm 1/4" DR.</b> Use to R&R valve cover nuts and intake suction tube mount.	M70, M73	
112250	<b>HEAD BOLT SOCKET TORX - E12</b> Special 'lock ball' TORX socket for cylinder head screws on late BMW 4-valve models.	M42, M43, M44, M50, M52, M60, M62	
ST1054TX-T50	<b>HEADBOLT SOCKET - TORX T50</b> Special 130mm long T50 TORX headbolt socket for N52 engine. BMW #114420. Also see ST054TX-T60 for M10 bolts.	N52	<b>NEW</b> 

# BMW Tools

Engine

11

Tool Number	Application	Models	
<b>ST1054TX-T60</b>	<b>HEADBOLT SOCKET - TORX T60</b> Special 130mm long T60 TORX headbolt socket for M10 bolts on N52 engine. BMW #115190. Also see ST054TX-T50 for M9 bolts.	N52	<b>NEW</b> 
<b>113260</b>	<b>CAMSHAFT LOADING FIXTURE</b> Use to remove/install camshaft without damaging rocker assemblies. Use with #113270 for M50 6 cylinder engine.	M42, M50, M52, M52TU, M54, M56, S50US, S52US	
<b>113270</b>	<b>CAMSHAFT INSTALLING FIXTURE</b> Use in conjunction with #113260.	M50	
<b>113250</b>	<b>CYLINDER HEAD TAPPET SUCKERS</b> Use to lift tappets out of cylinder head.	M40, M41, M42, M43, M44, M50, M51, M52, M52TU, M54, M56, M60, M62, S62	
<b>119450</b>	<b>CRANKSHAFT COUNTERHOLDER</b> Holds crankshaft while loosening the center retainer bolt. Use with 27mm socket.	N62, N73	<b>NEW</b> 
<b>118190</b>	<b>VIBRATION DAMPER HOLDER</b> Use to hold vibration damper when removing retaining bolts. Use with #118200 and #118210.	M52TU, M54, M56	
<b>118200</b>	<b>VIBRATION DAMPER PULLER HEAD</b> Use to grip and remove vibration damper in conjunction with #118200 and #118190	M52TU, M54, M56	
<b>118210</b>	<b>VIBRATION DAMPER PULLER</b> Removes vibration damper in conjunction with #118200 and #118190.	M52TU, M54, M56	
<b>112410</b>	<b>SPACER SHIM</b> Use with counterholder #112150 for removing crank bolt.	M41, M44, M52	
<b>112150</b>	<b>CRANKSHAFT COUNTER HOLDER</b> Locks vibration damper when removing crank bolt with engine in the car. Use with shim #112410 for removing bolt on M41, M44 and M52 engines.	M20, M40, M41, M43, M44, M50, M51, M52	

800-848-6657 Toll Free  
941-927-1414 Intl'  
941-927-1612 Fax



www.baumtools.com  
sales@baumtools.com



# BMW Tools

Engine

11

Tool Number	Application	Models	
113460	<b>ANGLE POSITION GAUGE</b> Graduated disk for mounting on counterholder #112450 (M60, M62) or on #112420 (M73) for torquing central bolt.	M60, M62, M73	
112450	<b>CRANKSHAFT COUNTER HOLDER</b> Holds vibration damper when removing/installing retaining bolt.	M60, M62	
112240	<b>CRANKSHAFT COUNTER HOLDER</b> Holds vibration damper when removing/installing retaining bolt.	M30, S38, E34, E32	
112420	<b>CRANK COUNTER HOLDER - M73</b> Use to releasing/tightening central bolt on vibration damper.	M73	
112230	<b>CRANKSHAFT COUNTER HOLDER - M70</b> Holds vibration damper when removing/installing retaining bolt.	M70	
119260	<b>FLYWHEEL LOCK KIT</b> Locks flywheel when transmission is removed.	M54, N40, N42, N52, N62, N73, W17	<b>NEW</b> 
112170	<b>FLYWHEEL LOCK</b> Locks flywheel in place with transmission removed when removing/installing nuts and bolts.	M20, M21, M40, M41, M42, M43, M44, M47, M50, S50, M51, M52, M52TU, M56, S50, S54	
112070	<b>FLYWHEEL LOCK</b> Use to lock flywheel in place.	M60, M62, M70, M73, S62	
112120	<b>FLYWHEEL LOCK</b> Locks flywheel with transmission 3HP20, 3HP22, 4HP22 in place when removing or installing crank bolts.	M30	
112160	<b>FLYWHEEL LOCK 6 CYLINDER</b> Locks flywheel in place with transmission removed when removing/installing nuts and bolts.	M10, S14, M30, S38	

800-848-6657 Toll Free  
941-927-1414 Intl'  
941-927-1612 Fax













www.baumtools.com  
sales@baumtools.com

# BMW Tools

Engine

11

Tool Number	Application	Models	
112140	<b>FLYWHEEL LOCK 4 CYLINDER</b> Locks flywheel in place with transmission removed when removing/installing nuts and bolts.	M10	
112100	<b>FLYWHEEL LOCK</b> Locks flywheel with transmission 3HP12, 3HP22 in place when removing or installing crank bolts.	M10	
W1088	<b>PILOT BEARING PULLER - 10mm - 25mm</b> Universal pilot bearing and bushing puller. Particularly narrow format and sharp lip allows access to even the hardest to get at bushings and bearings without damage.		
113150	<b>M SPORT VALVE TAPPET LOADING LEVER - EURO</b> Depresses valve tappets for easy removal of valve adjusting shims. Engines without catalytic converter. Euro versions.	M88, S38, M6 Euro	
113170	<b>M SPORT VALVE TAPPET LOADING LEVER - USA</b> Depresses valve tappets for easy removal of valve adjusting shims.	S14, S38, M3, M5, M6, USA	
114400	<b>VALVE SHIM REMOVER</b> Removes and install valve adjustment shims on M3 from 2000.	S54	<b>NEW</b> 
113070	<b>VALVE ADJUSTING HOOK</b> Spring design allows for easy adjustment of rocker eccentric in any position.	M10, M20, M30	
B9042	<b>RADIATOR FAN WRENCH SET</b> This 11 piece wrench set contains #115050 and thin 32mm wrench for removing fan clutch. Also contains all wrenches necessary to work on Mercedes fan clutches.	M10, M20, M21, M30, M50, M51, M52, M52TU, M54, M56, M70, M73, S14, S38, S50, S54	<b>NEW</b> 
115050	<b>FAN PULLEY HOLDER</b> Use to remove water pump on models with temperature dependent viscosity drive fans. Use with tool # T9A-32. Also see kit #B9042.	M10, M20, M21, M30, M40, M41, M43, M44, M50, M51, M52, M52TU, M54, M56, M60, M62, M70, M73, N62,	
115040	<b>SPECIAL THIN WRENCH - 32mm</b> Use to loosening and tightening of the fan coupling nut long and thin. Use with holding tool #115030. . Also see kit #B9042.	All	

800-848-6657 Toll Free  
941-927-1414 Intl'  
941-927-1612 Fax



www.baumtools.com  
sales@baumtools.com

# BMW Tools

# Engine

# 11

Tool Number	Application	Models	
115010	<b>WATER PUMP LINKAGE CLAMP</b> Use to hold T Belt tensioner linkage when removing water pump. Use with tool #T9A-32 and #115050	M20	
H2567-1	<b>OIL DRAIN WRENCH - 17mm HEX X 19mm BOX</b> Use to remove gearbox drain and filler plugs with 17mm Allen and oil pan drain plugs with 19mm box wrench.	All	
B1407	<b>OIL FILTER SOCKET SET</b> 3 socket set 27mm, 32mm and 36mm for oil filter housings on Mercedes, VW/Audi and BMW and MINI automobiles.	M52, M60 and M70	<b>NEW</b> 
KO4012M-17	<b>SHORT HEX HEAD SOCKET - 17mm 1/2" DRIVE</b> Use to remove oil and transmission drain plugs.	All	
103-0209	<b>OIL FILTER WRENCH - 14 POINT 74mm 3/8" DRIVE</b> Socket type filter remover for spin on oil filters and filter housings. Reinforced construction and side lock bolts to remove the most stubborn filters.	All spin on filter.	
B6700	<b>"JAWS" OIL FILTER REMOVER</b> Special "vise-grip" action makes this the best oil filter remover yet.	All	
119240	<b>OIL FILTER WRENCH - 86mm X 16 POINT</b> Use to loosen and tighten oil filter cap.	N40, N42, N45, N46	<b>NEW</b> 
114180	<b>FLYWHEEL MOUNT BOLT TORX SOCKET - T60</b> TORX bolt socket for mounting bolts on ZMS flywheel mount with dual mass flywheels. See #113380 for models to 12/93 production.	M60, M62, S62	
113380	<b>FLYWHEEL MOUNT BOLT TORX SOCKET - T50</b> TORX bolt socket for mounting bolts on ZMS flywheel mount thru 12/93 production and NEW generation V12. replaced by #114180 for dual mass flywheel.	M60, M70, N73	
ST7380	<b>TORQUE ANGLE GAUGE</b> Angle gauge with magnetic base allows accurate torquing of 'stretch' type bolts used on head, flywheel and case bearings where a torque value and torsion angle are specified.	All	

800-848-6657 Toll Free  
941-927-1414 Intl'  
941-927-1612 Fax










www.baumtools.com  
sales@baumtools.com

# BMW Tools

# Engine











# 11

Tool Number	Application	Models	
<b>ST55-36</b>	<b>VIBRATION DAMPER NUT SOCKET - 36mm 3/4" DRIVE</b> Use this thin walled socket to remove pulley end nut with #112120 or #112160. (BMW #112180)	M30	
<b>113100</b>	<b>ENGINE TURNING BAR DOUBLE ROW CHAIN</b> Use to turn engine when adjusting valves and timing.	M10, M30	
<b>113110</b>	<b>ENGINE TURNING BAR SINGLE ROW CHAIN</b> Use to turn engine when adjusting valves and timing. Kit includes ends for 4 and 6 cylinder models.	M10, M30	
<b>71B</b>	<b>COMPRESSION GAUGE 300psi GASOLINE</b> Features flexible hose, side release valve and 10mm and 14mm screw in adapters for spark plug holes.	All, except Diesel	
<b>1106</b>	<b>CYLINDER LEAKDOWN PRESSURE TESTER</b> Check cylinder leakage rate to detect worn or broken rings, gaskets, cylinders and valves. Kit includes: Heavy duty gauges, hose, 10mm and 14mm spark plug port adapters.	All	
<b>111220</b>	<b>SEAL INSTALLER</b> Use to install seal in timing case cover.	S50, M60, M62, M70	
<b>111230</b>	<b>SEAL INSTALLER</b> Use to install seal in rear crankshaft cover. Use with drift handle #005500.	M60, M62, M70, M73	
<b>111260</b>	<b>REAR CRANKSHAFT SEAL DRIFT</b> Installs flywheel end crankshaft seal. Use with seal protector # 112213.	M10, S14, M20, M21, M30, S38, M40, M41, M42, M43, M44, M47, M50, M51, M52	
<b>111270</b>	<b>FRONT CRANKSHAFT SEAL KIT</b> Installs front timing gear seals without removing radiator. Kit includes thrust ring and 2 special driver nuts for 4 and 6 cylinder models. See #241050 for M20 engines.	M10, M30, M42	
<b>112210</b>	<b>SEAL GUIDE SLEEVES - SET OF 3</b> Allows seals to easily slide over front crankshaft, intermediate shaft and rear crankshaft.	M10, S14, M20, M21, M30, S38, M40, M41, M42, M43, M44, M47, M50, S50, M51, M52	





800-848-6657 Toll Free  
941-927-1414 Intl'  
941-927-1612 Fax



www.baumtools.com  
sales@baumtools.com

Tool Number	Application	Models	
112211	<b>FRONT CRANKSHAFT SLEEVE</b> Guides front crank seal over shaft lip.	M10, S14, M20, M21, M30, S38, M40, M41, M42, M43, M44, M47, M50, S50, M51, M52	
112212	<b>INTERMEDIATE/CAM SHAFT SLEEVE</b> Guides intermediate/cam shaft seal over shaft lip.	M10, S14, M20, M21, M30, S38, M40, M41, M42, M43, M44, M47, M50, S50, M51, M52	
112213	<b>REAR CRANKSHAFT SLEEVE</b> Guides rear crank seal over shaft lip. Use with #111260. See #112390 for M60, M62, M70 and M73 engines.	M10, S14, M20, M21, M30, S38, M40, M41, M42, M43, M44, M47, M50, S50, M51, M52	
112390	<b>REAR CRANKSHAFT SEAL GUIDE SLEEVE</b> Allows seals to easily slide over rear (flywheel end) of crankshaft.	M60, M62, M70, M73	
10-222A	<b>ENGINE SUPPORT BRIDGE</b> Holds engine in place when front axle or transmission is removed.	All	
H794U-3	<b>PISTON RING COMPRESSOR 70mm - 110mm RANGE</b> Use to compress piston rings when installing pistons into engine case.	All	
111290	<b>VENT PIPE HOLDER</b> Use to hold oil pipe spring in place while installing cylinder head.	M20	
W7080	<b>VALVE STEM SEAL INSTALLER</b> Installs 7mm and 8mm valve stem seals. Incorporates both BMW #111130 and #111200.	All	
104-0037	<b>VALVE STEM SEAL PLIERS 4-VALVE</b> Particularly useful to remove valve stem seals on 6mm, 7mm and 8mm valves. Same as BMW # 111250	All including 4 valve types.	
ST11063	<b>VALVE STEM SEAL PLIERS</b> Use to remove valve stem seals.	All	



Tool Number	Application	Models	
111061B	<b>ROCKER ARM LOADER - 6 CYLINDER</b> Use to compress rocker assembly when renewing cylinder head. Includes locating tabs for M	M20, M30	
TS1015	<b>TIMESERT KIT-10X1.5mm</b> Timesert kit for rethreading case when cylinder head bolts strip out. Use with alignment jig #B115000 and inserts #TS10155.	M52TU, M54, M56	
TS10155	<b>TIMESERT INSERTS 10X1.5X24.5mm</b> Bulk Timesert inserts for case repair on BMW 6 cylinder engines from 1998 to 2005.	M52TU, M54, M56	
124	<b>CONNECTING ROD CHISEL</b> Use to peen mounting nuts of connecting rods.	All	

# BMW

## Headbolt Drilling Fixture M52TU, M54 & M56 (6 cylinder)



### #B115000

When the headbolts strip out of the late model BMW 6 cylinder engines M52TU, M54 and M56 (1999-2005) this headbolt fixture allows easy alignment for drilling and tapping the holes for installation of Timeserts or Casesavers (Helicoils are not recommended for this repair).

The B115000 fixture allows you to drill and tap all holes for perfect alignment. No misaligned holes and a permanent solution to a pesky problem.

800-848-6657 Toll Free  
941-927-1414 Intl'  
941-927-1612 Fax



www.baumtools.com  
sales@baumtools.com



# BMW VANOS TOOLS



## DOUBLE VANOS ASSEMBLY AND TIMING KIT

### #B1160K



**Kit Includes:**

- Alignment Jig #116150
- Sprocket Assembly Jig #116180
- Rigid Chain Tensioner #114220
- Chain Tensioner Lock Pin #113292
- Storage Case (optional)

This kit contains the tools necessary to assemble and properly time the double VANOS camshaft adjustment unit found in 1998 and later 6 cylinder engines.

BMW 6 Cylinder Engines: M52TU (1998-2000)  
 M54 (2001-2004)  
 M56 (2003-present).

**WE WILL BEAT ANY  
 COMPETITORS  
 ADVERTISED PRICE**

All parts are available separately.

**Alignment Jig**



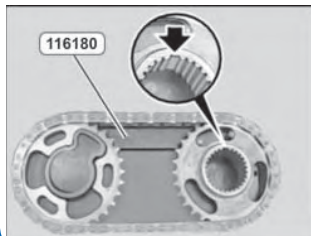
M52TU, M54, M56  
#116150



**Sprocket Assembly Jig**



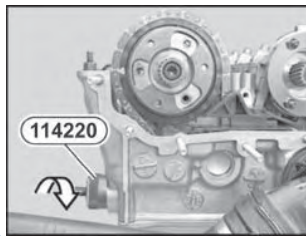
M52TU, M54, M56  
#116180



**Rigid Chain Tensioner**



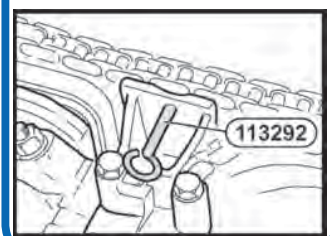
M52, M52TU, M54, M56  
#114220



**Chain Tensioner Lock Pin**



M50, M52  
#113292



800-848-6657 Toll Free  
 941-927-1414 Intl'  
 941-927-1612 Fax



www.baumtools.com  
 sales@baumtools.com

## VIBRATION DAMPER HOLDER



#118190

Use with vibration damper brace #118200 to release and tighten the center retainer bolt.

6 Cylinder Engines: M52TU, M54, M56.

## VIBRATION DAMPER BRACE



#118200

Use with #118190 to hold vibration damper when removing retaining bolt. Use with #118210 to remove vibration damper hub.

## VIBRATION DAMPER HUB PULLER



#118210

Use with #118200 to remove stuck vibration damper hub.

Engines: M52TU, M54, M56.




## RIGID CHAIN TENSIONER V8



#114230

Use to maintain timing chain tension during disassembly and assembly of camshafts.

Engines: M60, M62.



## CRANKSHAFT COUNTER HOLDER 4 & 6 CYLINDER



#112150

Locks crankshaft vibration damper to allow removal of crankshaft bolt with the engine in or out of the car. Use with shim #112410 for M41, M42 and M52 engines.

Engines: M20, M40, M41, M43, M44, M50, M51 & M52.

## CRANKSHAFT COUNTER HOLDER V8



#112450

Use to hold the vibration damper when removing and installing the retainer bolt.

Engines: M60, M62.



# BMW



## Camshaft Tools

### CAMSHAFT LOCKING FIXTURE 4 & 6 CYLINDERS



**#113240**

Aligns and holds the camshaft in position when assembling cylinder head and replacing timing chain. Use with TDC Pin #112300 and rigid tensioner #114220. Also use gauge add-on #119110 for 4-cylinder M44 engines with rough idle.

**Engines:** M42, M44, M50, M52, M52TU, M54, M56, S50US, S52US.

### CAMSHAFT LOCKING FIXTURE ADD-ON FOR M44




**#119110**

Additional camshaft locking fixture piece for intake side to increase timing by 6 degrees for rough running of M44 4-cylinder engines.

**Engine:** M44.

### CAMSHAFT LOCKING FIXTURE V8

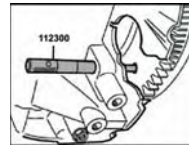


**#B112440**

Aligns and holds the camshaft in position when assembling cylinder head and replacing timing chain. Use with TDC Pin #112300 and rigid chain tensioner #114230.

**Engines:** M60, M62.

### TOP DEAD CENTER PIN



**#112300**

Use to lock the flywheel at Top Dead Center when removing or replacing the camshafts or VANOS assemblies. Use #115180 for X5 (E53) vehicles with modified oil sump.

**Engines:** M42, M43, M44, M50, M52, M52TU, M54, M56, M60, M62, M70, M73, S50B30, S50B32, S54, S62.

### Camshaft Adjusting Socket V8 VANOS

**NEW**



**#116440**

Use to adjust VANOS to far left stop during assembly and when adjusting valve timing.

**Engine:** M62VANOS (1999-2002)

### Cam Sensor Wheel Locking Fixture V8 VANOS

**NEW**



**#116450**

Locks camshaft sensor wheel in position during assembly. Includes left and right bank locking fixtures.

**Engine:** M62VANOS (1999-2002)

800-848-6657 Toll Free  
941-927-1414 Intl'  
941-927-1612 Fax



[www.baumtools.com](http://www.baumtools.com)  
[sales@baumtools.com](mailto:sales@baumtools.com)






# BMW Camshaft Kits

## CAMSHAFT LOCKING FIXTURE KIT BMW 4, 6, 8 & 12 CYLINDER ENGINES

#B1088K



Kit includes:

6 Cyl. Camshaft Fixture	#113240
V8 Camshaft Fixture	#B112440
4 & 12 Cyl. Camshaft Fixture	#113190
TDC Locating Pin	#112300
Rigid Chain Tensioner	#114230
Shim Pins	#B1088K-6

**WE WILL BEAT ANY  
COMPETITORS  
ADVERTISED PRICE**

This camshaft kit allows disassembly and assembly of 4, 6, 8 and 12 cylinder BMW engines produced from 1991 to the present.

Includes camshaft locator/lock fixtures, the rigid chain tensioner for V8 engines, the chain tensioner lock pins and the TDC locator pin for the flywheel.

**Engines:** M40, M42, M50, M52, M52TU, M54, M56, M60, M62, M70, M73

### VANOS COMPRESSED AIR CONNECTION



#113450

Use to pressurize the single and double VANOS unit when checking or removing and replacing.

**Engines:** M50, M52, M52TU, M54, M56, N62

### VANOS TURNING WRENCH



#115490

Use to adjust VANOS position on single VANOS engines when removing or installing.

**Engines:** M50, M52, S50US, S52US.

800-848-6657 Toll Free  
941-927-1414 Intl'  
941-927-1612 Fax








www.baumtools.com  
sales@baumtools.com



Tool Number	Application	Models	
<b>iScan-BMW</b>	<b>BMW DATA SCANNER</b> Use to read engine control systems to reset fault codes, access live data for road tests, activate components and program/code controllers. Also scans for diagnosing multiple Chassis, Body, Information and Climate systems. 1988-2005	All models from 1990 onward.	
<b>B7205J</b>	<b>TERMINATOR</b> The Terminator is a superior Logic probe combining the features of a DMM and oscilloscope but simplifying the display for technicians that want to find the pulse but don't need the to see the trace. Particularly useful for tracing CAN signals.	All	<b>NEW</b> 
<b>B127040</b>	<b>SECONDARY VOLTAGE MEASUREMENT CLIP SET</b> Use to measure secondary voltage on DIS (multiple coil) COP type systems.	M42, M43, M44, M50, M52, M60, M62	
<b>OBD2-300</b>	<b>OBD-II / EOBD FAULT CODE READER</b> Quick scan reads and resets OBD-II and EOBD fault codes. Comes with instruction manual with over 2000 fault code definitions.	All models 1994-2006	<b>NEW</b> 
<b>OBD2-500</b>	<b>OBD-II / EOBD FAULT CODE READER</b> Quick scan reads and resets OBD-II and EOBD fault codes live data, freeze frame, ands all SAE OBD-II modes 1 thru 9. SAE1850, ISO and CAN protocols. Comes with instruction manual with over 2000 mfg. fault code definitions.	All models 1994-2008	<b>NEW</b> 
<b>OBD2-BOB</b>	<b>OBD-II BREAK OUT BOX</b> This J1962 break out box allows access to all wires in the OBD-II / EOBD III Diagnostic Interface This makes it easy to trace CAN Bus faults, Power supply problems and track failed diagnostic controllers.	All Models from 1996 to the present.	<b>NEW</b> 
<b>113450</b>	<b>VANOS COMPRESSED AIR FITTING</b> Fitting allows for functional testing of VANOS adjusting unit. Use with #126410.	M50, M52, M52TU, M54, M56, N62	
<b>126410</b>	<b>VANOS CONTROL ADAPTER</b> Cable and adapter for VANOS control for external signaling of VANOS control when installing and function-checking the 4/2 way valve in conjunction with #113450	M50, M52, S50B32, S54, S62	
<b>TS4412</b>	<b>TIMESERT SPARKPLUG REPAIR KIT 14X1.25mm</b> Solid insert kit from "Timesert" allows quick and easy repair of sparkplug bores.	All	
<b>H880AMGT-3</b>	<b>SPARKPLUG SOCKET MAGNETIC - 17.5mm</b> Special magnetic socket with thin wall for deep and narrow plug ports on M power engines. (BMW #121160)	S14, S38, M1, M3, M5, M6	

Tool Number	Application	Models	
H880MGT	<b>SPARK PLUG SOCKET MAGNETIC - 20.8mm 13/16"</b> Thin wall socket for plugs in tight places.	M10, M20, M30	
H2505-2	<b>SPARK PLUG SOCKET - 20.8mm</b> Adjustable in length from 122mm to 152mm and 182mm this spark plug socket allows access to many of the deepest plug ports.	M10, M20, M30	
ST7600	<b>TORQUE LIMITER 15-35Nm</b> Adjustable torque limiter allows use with 16mm and 17.5 mm spark plug socket.	M40, M42, M43, M44, M50, M52, M60, M62, M70, M73, S14, S38, S50	
67	<b>SPARK PLUG SOCKET SPINNER - 3/8" DR.</b> Large plastic grip makes it easy to remove plugs from the most difficult locations.	All	
67A/1	<b>WOBBLE EXTENSION - 3/8" 11/16" LONG</b> 'Wobbly' extension to remove difficult to access spark plugs.	All	
103-0037	<b>SPARK PLUG WIRE PLIERS</b> Use to remove ignition plug connectors without separating crimp.	All	
122100	<b>GLOW PLUG SOCKET - 12mm</b> Use to remove pencil type diesel glow plugs.	M21, M41, M5121	
A0201	<b>BREAK-OUT BOX - 60-PIN W/CASE</b> Basic 60 pin break out box to test the contacts, continuity, inputs and outputs of a variety of electronic control units. Adapters are available for Bosch, Siemens and TEVES 25, 35, 38, 42, 55 and 60 pin connectors as well as many others.	All	
A0202	<b>BREAK-OUT BOX - 120-PIN W/CASE</b> Basic 120 pin break out box to test the contacts, continuity, inputs and outputs of a variety of electronic control units. Adapters are available for Bosch, Siemens and TEVES 25, 35, 38, 55, 68 and 88 pin connectors as well as many others.	All	
A020201	<b>25-PIN BREAK OUT BOX CABLE</b> LE1, LU1, LE2, LU2, Mono-Jetronic A2.2, Mono-Jetronic A2.3, KE1, KE2, KE3.1, KE3.5, D-Jet, LH2.0-2.2	All	

Tool Number	Application	Models	
A020202	<b>35 PIN BREAK OUT BOX CABLE</b> ML1.1, ML1.2, ML1.3, ML2, ML3.1, ML3.2, ML3.3, ML4.1, MP3.1, MK1.1, MK1.2, MK1.3, MA1.2, MA1.7, K-Jet, KE3.2, KE3.3, LH1, LH2.3, LH2.4, LH3.1, ABS2/2B, ABS, EGS	All	
A020204	<b>55-PIN BOSCH BREAK OUT BOX CABLE</b> M1.1, M1.2, M1.3, M1.5, M1.8, M2.1, M2.10, M2.3, M2.4, M2.5, M2.7, M2.8, M2.9, MP3.2, KE5.1, KE5.2, Simtech 56.1, Fenix 4, MMAP, ABS 3 & 5 and newer EGS	All	
A020206-2	<b>88 PIN BREAK OUT BOX CABLE</b> M1.7, M3.1, M3.3, M3.3.1, M3.7, M5.2, EGS	All	
A020209-1	<b>55-PIN TEVES BOB ADAPTER</b> ABS TEVES MKIV found in 3 Series 1992-1999	E36	
124010	<b>DME ADJUSTING WRENCH</b> Pin for setting PCB switch on DME controller.	M30	

## Quick Scan OBD-II Scanner OBD2-500



### Quick Scan includes:

- Scanner
- OBD-II J1962 Extension Cable
- Fault Code Manual and Users Guide











The Quick Scan OBD-II / EOBD Fault Code Reader is designed to be quick, easy to use and compact. All you do is plug it in and turn on the ignition key. Reads OBD-II Fault Codes (1996 and newer) and displays them in the order stored. Also reads live data, Freeze Frame, and all SAE modes 1 to 9, and a handy user manual with a comprehensive list of over 3000 OBD-II codes is included. Covers CAN, ISO and SAE protocols.

**INCLUDES OVER 3000 P0, P1 & P2 FAULT CODE DEFINITIONS.**

800-848-6657 Toll Free  
941-927-1414 Int'l  
941-927-1612 Fax



www.baumtools.com  
sales@baumtools.com











Tool Number	Application	Models	
135420	<b>INJECTOR LEVER</b> Use to remove injectors on 8 cylinder diesel engines.	M67	
B611-0421	<b>COMMON RAIL INJECTOR BACKFLOW TESTER</b> Use to measure fuel return rate from injectors in common rail diesels. Includes adapters and 6 graduate cylinders and 6 graduated bottles.	M47, M57	<b>NEW</b> 
1318-M	<b>FUEL INJECTION PRESSURE TEST - MASTER KIT</b> Checks charging (supply), running and leakage pressures of all types of injection systems. Includes: Gauge (160psi/1100kpa), 3-way switch, all hoses, all fittings and storage case.	All Models	
1318-R	<b>FUEL INJECTION PRESSURE GAUGE - ECONOMY KIT</b> Checks charging (supply), running and leakage pressures of all types of injection systems. Includes: Gauge (160psi/1100kpa) 3 way switch, hoses and fittings, and storage case.	All	
1318-ADAPTERS	<b>FUEL INJECTION PRESSURE TESTER ADAPTERS</b> Various adapters for use with the #1318 pressure tester. Sizes range from 6mm to 14mm male, female and butt end. Hoses and gauges also available. Please request size or application when ordering.	All Models	
1076	<b>PRESSURE GAUGE - 60psi/4bar</b> Fuel pump and vacuum pressure gauge for testing carburetion and injection systems. See # 1318 for differential pressure testing in mechanical and electronic injection systems.	MOST	
M99	<b>LAMBDA CONTROL TESTER</b> Open/closed loop tester allows analysis of O2 Lambda feedback loop. Use to set CO level, check oxygen sensor and ECU for proper rich/lean response. Auto senses Titania or Zirconia O2 sensors.	All O2 Sensor Equipped	
0986615360	<b>BOSCH CIS INJECTOR TESTER</b> Checks and cleans gas fuel injectors. 160psi/11bar range. Other gauges are available for special applications.		
T3398	<b>ELECTRONIC INJECTOR FIRING KIT</b> Allows easy trouble shooting of faulty injectors on car with pressure gauge 1318 or on bench using injector tester M24G.		
102-0463	<b>TEST HARNESS - IDLE SPEED CONTROL VALVE</b> Tests electronic idle speed control with standard multimeter. (VOM-DMM) (BMW #900311)	M10, M20, M30	



Tool Number	Application	Models	
VAG1527B	<b>LED CONTINUITY TESTER</b> Special low current continuity test light with 3-48 volt range for diagnostic trouble shooting of late model computer controlled systems without causing damage to electronics.	All	
134010	<b>THROTTLE POSITION SWITCH BRIDGE</b> Use to bridge throttle position switch when calibrating idle speed control system w/o AEGS (in conjunction with #134030).	M10, M20, M30	
134020	<b>THROTTLE POSITION SWITCH BRIDGE</b> Use to bridge throttle position switch when calibrating idle speed control system with AEGS from 1986 model (in conjunction with #134030).	M10, M20, M30	
B1630	<b>RESISTANCE SUBSTITUTION BOX</b> Resistance substitution box allows testing and calibration of dash gauges, injection system sensors, cruise control, and anti theft systems.		
117030	<b>OXYGEN SENSOR CROWFOOT SOCKET - 22mm</b> Special open sided socket to aid in the R&R of oxygen sensors. Insert head 9x12mm. Particularly usefull on engines with low exhaust clearance. Use with Stahlwille Torque Wrench ST730N/10	M40, M43, M43TU, M44, M52, M52TU, M54, M56, M62, N40, N42, N45, N46, N62, N62TU, N73, S54, S62,	<b>NEW</b> 
5045	<b>OXYGEN SENSOR SOCKET - 22mm</b> Use to R&R oxygen sensor on all lambda equipped models, except M43, M44, M52, M62. See crowfoot #117030. (BMW #117020)	M10, M20, M30, M40, M42, M50, M60, M70, M73	
4491B	<b>OXYGEN SENSOR SOCKET - 22mm</b> Special box end crowfoot for the R&R of oxygen sensors in restricted areas.		
119150	<b>SPECIAL WRENCH ADAPTER</b> Special swivel adapter for the O2 sensor crowfoot to get at difficult to access O2 sensors, such as that found on the S54 M3 vehicles.	M52, M54, N42, N62, S54	
H4550	<b>INJECTION LINE FLARE WRENCH - 17mm</b> Remove and install injection fittings, lines and pipes. (BMW #135020)	M21, M41, M47, M51	
H4555-1	<b>DIESEL INJECTOR NOZZLE SOCKET - 27mm</b> Special interior relief and cutout side to accommodate the small leakage return tubes on top of injection nozzle. (BMW #135320)	M21, M41, M47, M51	



Tool Number	Application	Models	
ST12-5.5	<b>CARBURETOR WRENCH - 5.5mm</b> Extra thin electric type wrench for accelerator pump linkage adjustment on Solex and Zenith carburetors. 2 required.	All Solex & Zenith carbureted .	
691STE	<b>CARBURETOR SYNCHRONIZER (STE)</b> Plug type base with exchangeable tips for different types of carburetors. Use with #130050 or #130060.	All carbureted .	
691A	<b>'UNI-SYN' CARBURETOR SYNCHRONIZER</b> Round base for use on most standard throat carburetors. Use to synchronize multiple carburetors for maximum performance. Use with #130050 or #130060.	All carbureted .	
000-3323	<b>SYNCHRONIZER HOOD</b> Allows synchronizing of dual oval type carburetors with large circular formats found in some foreign model carburetors such as Weber, Zenith...etc. Use with either # 691A or 000-1223.	Carbureted models.	
131060	<b>CO ADJUSTING FLATHEAD SCREWDRIVER</b> Idle mixture control adjustment screwdriver. Extra short format for reaching tight location of adjuster.	M20, M30	
131100	<b>CO HEX HEAD SCREWDRIVER - 5mm</b> Adjusts idle mixture control in place. Short body with step for engaging diaphragm. Knurled handle for easy grip and quick adjustment.	M10, M20, M30	
ST4748	<b>CO/IDLE ALLEN SCREWDRIVER - 3mm</b> Short 3mm Allen driver with ball end driver for adjusting CO/idle mixture screw on injection control.	All CIS injected.	
ST10507	<b>CO ADJUSTMENT HEX SCREWDRIVER - 3mm X 380mm long</b> Use to adjust CO and idle mixture control screw on fuel injection distributor. BMW #131020	M10, M20	
ST10518	<b>CARBURETOR IDLE SCREWDRIVER - 1.0x5.5x410mm</b> Extra long narrow screwdriver allows easy access to recessed idle adjustment/enrichment screws.	All carbureted.	
H4518	<b>CO PLUG EXTRACTOR</b> Removes mixture and idle lock plugs for adjustment purposes.	All CIS models.	

Tool Number	Application	Models	
ST11085	<b>CARBURETOR JET REAMERS 0.33 - 2.00mm</b> Tapered reamers to allow precision reaming of carburetor main jets. Set includes 13 reamers and pin vice.	All carbureted .	
ST12975	<b>FUEL LINE CLAMP - 30mm</b> Use to block off fuel line when working on fuel system or removing engine.	All	
ST165	<b>DOUBLE FLARING KIT</b> Ideal for making fuel, brake and other hydraulic line fittings. Double flaring kit includes: basic press, 4.75, 5, 6, 8, 9 and 10mm clamping blocks and flaring cones.	All	<b>NEW</b> 
W250	<b>EXHAUST PROBE - UNIVERSAL ADAPTER</b> Use to tap into exhaust pipe to sample gases before they reach the catalytic converter. High grade silicone tubing and quick connects allow use with any exhaust sampling system.	All	
691J	<b>GRADUATE CYLINDER - 1.8ML.</b> Use for fuel pump, injection pump, and injector output volume measurements. NALGENE material, non-breakable, resists gasoline and solvents for long life.	Accelerator pump.	
691I	<b>GRADUATE CYLINDER - 15ML.</b> Use for fuel pump, injection pump, and injector output volume measurements. NALGENE material, non-breakable, resists gasoline and solvents for long life.	All injected.	
691G	<b>GRADUATE CYLINDER - 25ML.</b> Use for fuel pump, injection pump, and injector output volume measurements. NALGENE material, non-breakable, resists gasoline and solvents for long life.	All injected .	
691F	<b>GRADUATE CYLINDER - 50ML.</b> Use for fuel pump, injection pump, and injector output volume measurements. NALGENE material, non-breakable, resists gasoline and solvents for long life.	All injected .	
691E	<b>GRADUATE CYLINDER - 250ML.</b> Use for fuel pump, injection pump, and injector output volume measurements. NALGENE material, non-breakable, resists gasoline and solvents for long life.	All injected .	
691H	<b>GRADUATE CYLINDER - 1000ML.</b> Use for fuel pump, injection pump, and injector output volume measurements. NALGENE material, non-breakable, resists gasoline and solvents for long life.	All .	

# BMW Tools









# Fuel Delivery 16









Tool Number	Application	Models	
161020	<b>FUEL LEVEL SENDING UNIT SOCKET</b> Use to remove and install the fuel level sending unit found on most late models. 1 Piece. For later models with side ridges use #203-0107.	E31, E34, E36, E38, E39, E46, E52, E53, E60, E61, E63, E64, E65, E66, E67, E83, E85, E87, R50, R52, E53	<b>NEW</b> 
203-0107	<b>FUEL TANK SENDER SPIDER WRENCH</b> Use to remove and install the locking ring of the fuel tank delivery sensor unit. Also see #161020.	E31, E34, E36, E38, E39, E46, E52, E53, E60, E61, E63, E64, E65, E66, E67, E83, E85, E87, R50, R52, R53	<b>NEW</b> 
161040	<b>SPECIAL CARBON FILTER WRENCH</b> Use to release the carbon filter/fuel tank pipe and fuel supply lines at the injection rail (except E38 and E39).	All M52 engines from 1996	
161050	<b>COMBI TOOL</b> For releasing tubing connectors on carbon canister as well as fuel lines on engine.	E36, E38, E39	
161000	<b>FUEL HOSE REMOVAL TOOL - 6mm</b>	All	
161010	<b>FUEL HOSE REMOVAL TOOL - 8mm</b>	M10, S14, M40, M42, M43	
B161001	<b>FUEL LINE HOSE CLAMP TOOL</b> Removes tamper proof fuel line clamps.	All	<b>NEW</b> 

800-848-6657 Toll Free  
941-927-1414 Intl'  
941-927-1612 Fax

















www.baumtools.com  
sales@baumtools.com

Tool Number	Application	Models	
W245	<b>RADIATOR RESERVOIR ADAPTER</b> Use with a Pressure tester such as Stant, Blue Point, or Napa to check for leakage of radiator core/reservoir.	All 1983 - 1986	
W246	<b>RADIATOR CAP ADAPTER</b> Use with a Pressure tester such as Stant, Blue Point, or Napa to check for leakage and opening pressure of micro type caps.	All 1983 - 1986	
W345	<b>RADIATOR RESERVOIR ADAPTER</b> Use with a Pressure tester such as Stant, Blue Point, or Napa to check for leakage of radiator core/reservoir.	BMW 1987 - 1989	
W346	<b>RADIATOR CAP ADAPTER</b> Use with a Pressure tester such as Stant, Blue Point, or Napa to check for leakage and opening pressure of micro type caps.	BMW 1987 - 1989	
W445	<b>RADIATOR RESERVOIR ADAPTER</b> Use with a Pressure tester such as Stant, Blue Point, or Napa to check for leakage of radiator core/reservoir.	BMW 1990 - 1999	
170030	<b>OIL COOLER LINE PLIERS</b> Releases the hydraulic cooling lines that connect to the transmission.	E46, E53, E65, E66, E85, R50, R53	<b>NEW</b> 
B10623-2	<b>OIL COOLER LINE RELEASE TOOL</b> Releases the hydraulic cooling lines that connect to the transmission. Also for quick release fuel lines.	E46, E53, E65, E66, E85, E90, E91, R50, R53	<b>NEW</b> 
ST12506	<b>FLEXIBLE HOSE CLAMP HEX NUT DRIVERS</b> Use to remove hose clamps with worm-drive threads. Sizes 5, 6, 7, 8 and 10mm available. Please specify size when ordering. See # H798-5 for late model "Corbin" clamps.	All	

Tool Number	Application	Models	
212170	<b>SELF ADJUSTING CLUTCH FIXTURE</b> Use to install and set all self adjusting clutches (SAC). Most models from 9/97 on.	E34, E36, E38, E39, E46, E52, E53, E85, Z3	<b>NEW</b> 
212180	<b>SELF ADJUSTING CLUTCH CENTERING TOOL</b> Use to reset and center the centering ring on self adjusting clutch. Use with #212170.	E34, E36, E38, E39, E46, E52, E53, E85	<b>NEW</b> 
212140	<b>CLUTCH PILOT SHAFT - SAC</b> Aids in alignment of clutch disk during installation. Self Adjusting Clutch type from 9/97. Use with #212160.	E38, E39, E46, R50, R53	<b>NEW</b> 
212080	<b>CLUTCH WEAR GAUGE</b> Use to check clutch plate thickness to determine if replacement is necessary.	M40, M41, M42, M43, M44, M50, M51, M52, M60, M62, M70, M73, S50	
212100	<b>CLUTCH PILOT SHAFT - EARLY</b> Aids in alignment of clutch disk during installation. 5 speed 1969-95. (C-28).	240/5, 260/5, 265/5, 265/5sport, 280/5sport	
212120	<b>CLUTCH PILOT SHAFT - 6 SPEED</b> Aids in alignment of clutch disk during installation. 6 Speed (C-25)	E31, E34, E38	
212130	<b>CLUTCH PILOT SHAFT - 5 SPEED</b> Aids in alignment of clutch disk during installation. 5-Speed (GM10)	S5D 200G, S5D 250G, S5D 260Z, S5D 310Z	
ST13-6	<b>COMBINATION WRENCH - 6mm</b> Removes vent plug on hydraulic clutch.		



Tool Number	Application	Models	
<b>KK70-A</b>	<b>BALL BEARING PULLER SET</b> Complete set of ball bearing extractors for 6000-6013, 6200-621, 6300-6311 and 6403-6408 type bearings. Replaces #23200, 232010, 232020, 232050 and 232060.. Replacement arms available.	All	
<b>KK17-1</b>	<b>REINFORCED BEARING SEPARATOR - 75mm</b> Reinforced separator is ideal for the removal of pinion bearings, gears and races.	All	
<b>KK15-3</b>	<b>BEARING SEPARATOR - 150mm</b> Bearing separator is ideal for the removal of pinion bearings, gears and races. For smaller bearings use #KK17-1. (BMW #231490) Mfg. by Kukko of Germany.	All	
<b>H2567-1</b>	<b>OIL DRAIN WRENCH - 17mm HEX X 19mm BOX</b> Use to remove gearbox drain and filler plugs with 17mm Allen and oil pan drain plugs with 19mm box wrench.	All	
<b>ST51-30</b>	<b>THIN WALL DEEP SOCKET - 30mm</b> Removes drive shaft output flange nut.	All	
<b>ST6547</b>	<b>LOCKRING PLIERS</b> Removes and installs transmission output shaft clips.	All	
<b>ST6543</b>	<b>INTERNAL SNAP RING PLIERS STRAIGHT</b> Removes internal snap rings from housings. Available sizes: 140, 180, 225mm.	All	
<b>ST6544</b>	<b>INTERNAL SNAP RING PLIERS 90 BEND</b> Removes internal snap rings from housings. Available sizes: 130, 170, 215, 300mm.	All	
<b>ST6545</b>	<b>EXTERNAL SNAP RING PLIERS - STRAIGHT</b> Removes external snap rings from housings. Available sizes: 140, 180, 210, 315mm.	All	
<b>ST6546</b>	<b>EXTERNAL SNAP RING PLIERS 90 BEND</b> Removes internal snap rings from housings. Available sizes: 125, 170, 200, 290mm.	All	

Tool Number	Application	Models	
ST13-15	<b>COMBINATION WRENCH - 15mm</b> Removes axle flange and drive shaft nuts.		
ST21-21X24	<b>DOUBLE BOX WRENCH - 21X24mm</b> Thin wrench for universal joint 12-point nut.	All	
T9A-46	<b>THIN OPEN END WRENCH - 46mm</b> Holds drive shaft and/or differential lock nut when removing drive shaft. Also see #T9A-SET	E30	
231240	<b>SELECTOR SHAFT BUSHING DRIFT</b> Use to install selector shaft seal in rear of transmission housing.	4HP22, 4HP24, A4S270R, A4S310R, A5S300J, A5S310Z, A5S440Z, A5S560Z, BW65,	



### T9A-SET VERY THIN WRENCH SET

Set of 6 very thin wrenches for use in a variety of situations, such as, Driveshaft removal, Oil Cooler lines, Camber adjustment, ...etc.

Set includes sizes

**24mm**

**27mm**

**32mm**

**36mm**

**42mm**

**46mm**

Other sizes available on request.

# BMW Tools

# Automatic Transmission











# 24


Tool Number	Application	Models	
iScan-BMW	<b>BMW DATA SCANNER</b> Use to access EGS/AEGS/GS to read and reset fault codes, access live data for road tests, activate components and program/code controllers. Transmission Specific: Check codes, solenoid and switch engagement and read fluid temperature during service.	All models 1988 to present.	
1090	<b>TRANSMISSION PRESSURE GAUGE SET</b> Dual gauges allow testing of automatic transmission shift pressures. Includes: Two gauges 160psi and 300psi, hook and sufficient hose to bring gauges into car for road tests.	All	
OBD2-500	<b>OBD-II / EOBD FAULT CODE READER</b> Quick scan reads and resets OBD-II and EOBD fault codes live data, freeze frame, and all SAE OBD-II modes 1 thru 9. SAE1850, ISO and CAN protocols. Comes with instruction manual with over 2000 mfg. fault code definitions.	All models 1994-2008	<b>NEW</b> 
B221010	<b>TRANSFER CASE BUSHING TOOL</b> Use to remove and reinstall the Transfer case mount bushing. X5, 325lx.	E46/16, E53	<b>NEW</b> 
241170	<b>GROOVE NUT SOCKET - 4 PIN</b> To R&R slotted nut on the output flange.	A5S310Z (5HP18 & 5HP19)	<b>NEW</b> 
244110	<b>GROOVE NUT SOCKET - 6 PIN</b> Special socket for install/remove slotted nut on the output shaft flange.	A5S440Z, A5S560Z (5HP24 & 5HP30)	<b>NEW</b> 
245150	<b>VALVE BODY ALIGNMENT PINS</b> Use to center the valve body of the transmission during assembly. E34, E36, E39, Z3	A4S310R (THMR-1)	
245250	<b>SHIFT SHAFT SEAL INSTALLER</b> Use to install the shift shaft seal on the 5HP18, 5HP24 & 5HP30 transmissions.	A5S310Z, A5S440Z, A5S560Z	
245260	<b>SHIFT SHAFT SEAL PULLER</b> Use to remove the shift shaft seal from the 5HP30 transmission.	A5S560Z	
245270	<b>SHIFT SHAFT SEAL INSTALLER</b> Use to install the shift shaft seal on the A5S440Z transmission.	E38, E39	

800-848-6657 Toll Free  
941-927-1414 Int'l  
941-927-1612 Fax



www.baumtools.com  
sales@baumtools.com

Tool Number	Application	Models	
231240	<b>SELECTOR SHAFT BUSHING DRIFT</b> Use to install selector shaft seal in rear of transmission housing.	4HP22, 4HP24, A4S270R, A4S310R, A5S310Z, A5S440Z, A5S560Z, ZF S5-16	
B10623-2	<b>OIL COOLER LINE RELEASE TOOL</b> Releases the hydraulic cooling lines that connect to the transmission. Also for quick release fuel lines.	E46, E53, E65, E66, E85, E90, E91, R50, R53	<b>NEW</b> 
245490	<b>SHIFT SHAFT SEAL GUIDE SLEEVES</b> Use these sleeves to protect the 5HP18, 5HP24 & 5HP30 transmission shift shaft seal during installation.	A5S310Z, A5S440Z, A5S560Z	
KO4012M-17	<b>SHORT HEX HEAD SOCKET - 17mm 1/2" DRIVE</b> Use to remove oil and transmission drain plugs.. Sizes available 4, 5, 6, 8, 10, 12, 14, 17 and 19mm. 12, 17 and 19mm	All	
H2567-1	<b>OIL DRAIN WRENCH - 17mm HEX X 19mm BOX</b> Use to remove gearbox drain and filler plugs with 17mm Allen and oil pan drain plugs with 19mm box wrench.	All	
ST51-30	<b>THIN WALL DEEP SOCKET - 30mm</b> Removes drive shaft output flange nut.	All	
ST47TX/4	<b>SWIVEL TORX SOCKET SET - 3/8" DRIVE</b> Special TORX sockets to remove transmission mounts, steering columns, and various other TORX bolts. Includes: E8, E10, E12, and E14 sizes.	All	
ST49TX-T40	<b>TORX SOCKET - T40 3/8" DRIVE</b> Use to remove and install TORX retaining bolts in GA6HP26Z transmission.	E65, E66	
245210	<b>GEARSHIFT CABLE HOLDER</b> Use to hold gearshift cable when removing or installing.	4HP22, 4HP24, A4S270R, A4S310R, A5S310Z	
245220	<b>GEARSHIFT CABLE HOLDER</b> Use to hold gearshift cable when removing or installing.	A5S300J, A5S310Z	

Tool Number	Application	Models	
245240	<b>GEARSHIFT CABLE HOLDER</b> Use to hold gearshift cable when removing or installing.	A5S310Z, A5S560Z	







**NEW**

**TRANSFER CASE BUSHING MOUNT  
KIT  
X5 (E53) to 2003.  
#B221010**



# BMW Tools

# Gear Shift 25

Tool Number	Application	Models	
251120	<b>GEAR LEVER BEARING PIN WRENCH</b> Removes the groove nut that retains the gear lever bearing in place.	E31, E36, E60, E61, E83, E85, E87	
251110	<b>SHIFT LEVER PIN WRENCH</b> Removes groove nut from gear shift lever to allow rebushing of gear shift shaft.	E31, E36, E46	
251100	<b>SHIFT LEVER PIN WRENCH</b> Removes groove nut from gear shift lever to allow rebushing of gear shift shaft.	S38, E23, E24, E28, E30, E32, E34	
P208B	<b>PIN SPANNER - 58/62mm</b> Use to adjust gear lever pin in shift assembly.	E3, E9, E12, E28	



800-848-6657 Toll Free  
941-927-1414 Intl'  
941-927-1612 Fax



[www.baumtools.com](http://www.baumtools.com)  
[sales@baumtools.com](mailto:sales@baumtools.com)

# BMW Tools

## Front Axle 31

Tool Number	Application	Models	
<b>B313000</b>	<b>UPPER SUB-FRAME TENSION STRUT BUSHING KIT</b> Hydraulically driven, this kit quickly removes and installs the metalastic bushing in the traction strut with the strut still in the car. Includes hydraulic ram, pads and tubes. Hydraulic pump not included.	E32, E34, E38, E39, E60, E61, E63, E64, E83, E87	<b>NEW</b> 
<b>B312140</b>	<b>TRACTION STRUT PULLER</b> Removes traction strut from the tie rod lever.	E31, E32, E34	
<b>B311050</b>	<b>LOWER CONTROL ARM BUSHING KIT - E32, E34</b> Kit includes: Fitted Pad, Tube and C-clamp press.	E32, E34	
<b>312260</b>	<b>WISHBONE RUBBER MOUNT REMOVER &amp; INSTALLER TOOL</b> Removes and installer for wishbone bushings.	E38, E39, E46/5, E53	
<b>1117J</b>	<b>MACPHERSON STRUT SPRING COMPRESSOR</b> Compresses all types of Macpherson style coil springs front and rear. Includes three sets of jaws (2) for 110, 120 and 130mm springs found in most BMW's.	E31, E32, E34, E36, E39, Z3, Z3 coupe	
<b>1117V</b>	<b>MACPHERSON STRUT VICE ADAPTER</b> This vice adapter holds the Macpherson strut when off the vehicle.	All	<b>NEW</b> 
<b>AS311440</b>	<b>BALLJOINT KIT</b> Use this kit to remove and install the outer balljoint on the front wishbone.	E30, E36, Z3	
<b>B311440K</b>	<b>OUTER AND CENTER BALLJOINT KIT</b> Includes press adapter cups & pads to remove and install outer and center balljoint.	E30, E36, Z3	<b>NEW</b> 
<b>B311440</b>	<b>OUTER BALLJOINT KIT</b> Includes C-clamp type press and adapter cups & pads to remove and install outer balljoint.	E30, E36	
<b>B311450</b>	<b>INNER BALLJOINT KIT</b> Includes C-clamp type press and adapter cups & pads to remove and install the center balljoint.	E30, E36	











800-848-6657 Toll Free  
941-927-1414 Intl'  
941-927-1612 Fax



www.baumtools.com  
sales@baumtools.com

# BMW Tools

## Front Axle 31

Tool Number	Application	Models	
<b>B312130</b>	<b>THRUST ARM BUSHING TOOL</b> Removes and installs the Thrust arm bushing without removing the arm from the car. Kit includes pad and tube for E23, E24, E28 & E32, pad for E30, E36 & E46 and C-clamp press #B7249.	E23, E24, E28, E30, E33, E36, E46, E85	
<b>B312130A</b>	<b>THRUST ARM BUSHING ADAPTERS</b> Pads and tube only. (Use with c-clamp #B7249)	E23, E24, E28, E30, E32, E36	
<b>B7249</b>	<b>C-CLAMP PRESS</b> C-Clamp press for use with a variety of components to perform press jobs on the car.	All	
<b>B1858</b>	<b>THRUST ARM MOUNT KIT</b> Removes installs the thrust arm bushing mount from the thrust arm on 3 series vehicles. Contains both B312150 and B312151.	E30, E36, E46	<b>NEW</b> 
<b>B312150</b>	<b>THRUST ARM MOUNT PULLER</b> Removes the thrust arm bushing mount from the thrust arm on 3 series vehicles.	E30, E36, E46	
<b>B312151</b>	<b>THRUST ARM MOUNT INSTALLER</b> Installs mount onto 3 series thrust arm.	E30, E36, E46	
<b>KK129-0</b>	<b>UNIVERSAL BALLJOINT PULLER 2-STAGE</b> Scissor type puller allows access to difficult to reach and obstructed ball joints. 2-stage action allows removal of spindles up to 50mm in length. Particularly useful for control arms from steering knuckle. Mfg. by Kukko of Germany.	E38, E39, E52, E53, E83, R50, R52, R53	
<b>KK129-1</b>	<b>UNIVERSAL BALL JOINT PULLER</b> Scissor type puller allows access to difficult to reach and obstructed ball joints. Removes most tie rod ball joints without tearing the rubber boot. Particularly useful for removing steering tie rod from wheel carrier. Mfg. by Kukko of Germany.	All, E83	
<b>313150</b>	<b>SHOCK ABSORBER PIN WRENCH</b> Removes threaded ring from shock absorber.	E21, E30, E28, E34, E3, E9, E23, E24, E32	
<b>312200</b>	<b>PRY SOCKET- 5.5mm</b> Allows quick and easy extraction of stubborn Strutunits from the clamp in the hub-casting. Also required for easy insertion of the replacement Strut into the hub. Eliminates risk of damage to the hub casting. (front-axle) when removing strut spring.	E38, E39, E46, E52, E65, E66, E83, E85	

800-848-6657 Toll Free  
941-927-1414 Intl'  
941-927-1612 Fax



www.baumtools.com  
sales@baumtools.com

# BMW Tools

## Front Axle 31

Tool Number	Application	Models	
313170	<b>SHOCK ABSORBER WRENCH</b> For loosening and tightening shock absorber-mount threaded connection.	E21, E30, E28, E34, E32, E36	
ST1051-22	<b>SHOCK ABSORBER SOCKET - 22mm</b> Use to release shock absorber retainer nut. (Front axle with EDC).	E38, E39, E46, E52, E60, E61, E63, E64, E65, E66, E83, E85, R50, R52, R53	
311170	<b>OUTPUT SHAFT PRYBAR - AWD</b> Use to remove the output shaft from the front transaxle assembly on 4WD vehicles. (325ix, 330ix)	E46/16	
315110	<b>OUTPUT SHAFT PRYBAR - AWD</b> Use to remove the output shaft from the front transaxle assembly on 4WD vehicles.	525ix, X3, X5	<b>NEW</b> 
312110	<b>FRONT WHEEL BEARING HUB INSTALLER</b> Loads the axle shaft and hub into the front wheel bearing.	E28, E36, Z3, E46, E85	
312120	<b>FRONT WHEEL BEARING HUB INSTALLER</b> Loads the axle shaft and hub into the front wheel bearing.	E30	
ST55-46	<b>SOCKET - 46mm 3/4" DRIVE</b> Thin walled socket for R&R of front wheel bearing retainer nut. (BMW #312080)	E28, E34, E23, E24, E32, E36, E38	
ST55-36	<b>SOCKET - 36mm 1/2" DR.</b> Thin walled socket for R&R of front wheel bearing retainer nut.	E30	

**SEE MORE FRONT AXLE TOOLS ON  
PAGES 43 & 44.**

800-848-6657 Toll Free  
941-927-1414 Intl'  
941-927-1612 Fax



www.baumtools.com  
sales@baumtools.com

Tool Number	Application	Models	
321090	<b>SNAP-RING DRIVER</b> For installing upper snap-ring on steering spindle when securing steering wheel with nut	E34, E31, E32, E36, E38, E39	<b>NEW</b> 
KK129-0	<b>UNIVERSAL BALL JOINT PULLER 2-STAGE</b> Scissor type puller allows access to difficult to reach and obstructed ball joints. 2-stage action allows removal of spindles up to 50mm in length. Particularly useful for control arms from steering knuckle. Mfg. by Kukko of Germany.	All	
KK129-1	<b>UNIVERSAL BALL JOINT PULLER</b> Removes most tie rod ball joints without tearing the rubber boot. Removes wheel control ball joint from E30, E34 (525ix), E36, E46, Z1,Z3. Removing track rod from wheel carrier E34(525ix). Mfg. by Kukko of Germany.	E30, E34, E36, Z1, Z3, E46, E85, R50, R52, R53	
KK128-2	<b>TIE ROD BALL JOINT PULLER - 23-32mm</b> Puller for separating tie rod and steering knuckle ball joints without tearing ball joint boots. Mfg. by Kukko of Germany.	E38, E39, R50, R52, R53	
322040	<b>BALLJOINT PULLER</b> Removes steering track rod balljoints from the steering gear (drop) arm and the steering idler arm.	E24, E28, E34	
323080	<b>TOE-IN SETTING TOOL</b> For setting toe-in on rear axle-rear axle with KDS.	E36, Z3	<b>NEW</b> 
323030	<b>TOE-IN ADJUSTER</b> Setting tool for adjusting toe-in at rear axle on models with KDS. E36 from 3/98.	E36, E46, E85	<b>NEW</b> 
323140	<b>CAMBER ADJUSTER</b> Use this fixture to adjust the front camber on late model 3 series with KDS.	E38, E39, E46, E53, E65, E66, E67, E85, E87	<b>NEW</b> 
323190	<b>CAMBER ADJUSTING TOOL</b> Use to adjust front camber.	E60, E61, E63, E64	<b>NEW</b> 
323160	<b>CAMBER ADJUSTING WRENCH INSERT - 38mm</b> Use to set the camber on the front axle. Drive 9x14mm for torque wrench #ST730/5. Mfg. Stahlwille of Germany	E53, E60, E61, E63, E64, E65, E66, E67, E83	<b>NEW</b> 



# BMW Tools




# Steering 32

Tool Number	Application	Models	
323110	<b>STEERING COLUMN IGNITION LOCK RELEASE PIN</b> Use to release lock detent when removing steering wheel lock cylinder.	E31, E32, E34, E36, E38, E39, Z3, E46, E60, E61, E63, E64, E83, E85, R50, R52, R53	<b>NEW</b> 
323040	<b>STEERING ANGLE SENSOR INSTALLER</b> Slip bushing for installing the steering angle sensor on the steering column.	E46, E85	<b>NEW</b> 
ST1445	<b>TAMPER PROOF TORX BIT - T30</b> Special bit with borehole for releasing and tightening Airbag sensor on wheel house and rollbar sensor on the E36 convertible.	All	
323170	<b>AIRBAG LEVER</b> Use to pry airbag from steering wheel mount.	E65, E66, E67	<b>NEW</b> 
ST40TX-E8	<b>TORX SOCKET - E8 FEMALE 1/4" DRIVE</b> Tightens shear bolt on steering column. (BMW #323120)	E12, E21, E23, E24, E28, E30, E31, E32, E34, E36, E38, E39	
321030	<b>HYDRAULIC LINE LEVER</b> Use to remove hydraulic lines from the steering gear assembly on models with plastic FCD caps.	E60, E61, E63, E64, E65, E66, E67, E83, E85, E87	<b>NEW</b> 
321300	<b>HYDRAULIC LINE TOOL</b> Use to disconnect hydraulic lines on vehicles equipped with N73 V12 engines. Metal FDC clutches.	E65, E67, E83	<b>NEW</b> 
323100	<b>STEERING COLUMN SET NUT CROWFOOT</b> Crowfoot for setting nut on steering spindle with adjustable steering column. Use with 002050. Not for E38 or E39 models.	E12, E21, E23, E24, E28, E30, E31, E32, E34, E36	
ST24-17X19	<b>POWER STEERING PUMP WRENCH - 17X19mm</b> Special reinforced line wrench for power steering pressure lines.	E12, E21, E23, E24, E28, E30, E31, E32, E34, E36, E38, E39	
T9A-32	<b>SPECIAL THIN WRENCH - 32mm</b> Use to remove RIGHT tie rod mount. Extra thin.	E21, E30, E36, E65, E66	

800-848-6657 Toll Free  
941-927-1414 Intl'  
941-927-1612 Fax



www.baumtools.com  
sales@baumtools.com


Tool Number	Application	Models	
T9A-27	<b>SPECIAL THIN WRENCH - 27mm</b> Use to remove LEFT tie rod mount.	E21, E30	
ST10625	<b>HOSE CLAMP PLIERS</b> Pincer type pliers removes and fastens ear crimp type clamps.	All	
ST10625/2	<b>HOSE CLIP PLIER - EARLESS</b> Use to close hose clips that do not have ears, such as found on shaft sleeves of VW, Audi, BMW, Mercedes and Toyota.	All	<b>NEW</b> 

## Front & Rear Differential Mount Bushing Kits

Use to remove and install the front differential mount bushings and rear transverse bushing on the rear sub-frame of 3 series (E46) and Z4 (E85) plus E31, E36, E83, E86



**Front Bushings #B333360**  
(E31, E36, E46, E83, E85, E86)



**Rear Bushing - #B333370**  
(E46, E83, E85, E86)



Bushings: #33 17 1 093 175









Bushing: #33 17 6 751 808

**Complete kit #B333390**  
(E31, E36, E46, E83, E85, E86)

Tool Number	Application	Models	
924-0231	<b>SUSPENSION SPRING COMPRESSOR</b> Compresses coil springs in the car on several different models, as well as many Mercedes Benz chassis types when removing and installing coil springs or shock absorbers. Includes plates for small and large spring types.	E31	<b>NEW</b> 
B334150	<b>REAR AXLE CARRIER MOUNT BUSHING KIT</b> Use to remove and install rubber mount in rear axle carrier. Combines BMW #334140 and #334150.	E38, E39, E46, E52, E53, E65, E66, E85, RR1	<b>NEW</b> 
AS4502	<b>REAR WHEEL BEARING KIT</b> Use this kit to remove and install rear axle hubs and bearings. Use with hub puller #B234.	E30, E31, E23, E32, E36, E38, E46, Z3	
B333351	<b>REAR AXLE BUSHING KIT</b> Removes and installs upper control arm bushing, lower control arm bushing and front trailing arm bushing on both E36 and E46 chassis (3 series 1990-2005). Also fits trailing arm bushing on 5 and 7 series See #AS4464 for 3 series trailing arm bushing only.	E23, E24, E28, E30, E32, E34, E36, E39, E46	<b>NEW</b> 
AS4464	<b>TRAILING ARM BUSHING KIT - 3 SERIES</b> This kit is designed to remove and install the rear trailing arm bushing only. See #B333351 kit for upper and lower control arm and well as trailing arm bushings.	E36, E46	
B333040	<b>REAR A-ARM BUSHING KIT</b> Includes basic screw press #B7249, pad (49mm id x 59mm OD) and support tube. Also see #B333351 and B333050 for other bushings on the A-arm.	E23, E28, E30, E32, E34, E36, E39	
B333040/1	<b>REAR A-ARM BUSHING ADAPTERS</b> Pad (49mm id x 59mm OD) and support tube only.	E23, E28, E30, E32, E34, E36, E39	
B333050	<b>REAR A-ARM BUSHING KIT</b> Use to replace rear A-arm (sub-frame) bushing 33 32 9 061 946 found in 5, 6 and 7 series 1982-95. See also #B333351 for E36 and E46 chassis.	E23, E24, E28, E32, E34	<b>NEW</b> 
B334191	<b>REAR AXLE CARRIER BALLJOINT KIT</b> This kit allows the replacement of the rear axle carrier balljoint with the carrier in place on the car. See also #B333351.	E38, E39, E52, E53, E60, E61, E63, E64, E65, E66, E67	
334030	<b>REAR WHEEL BEARING KIT</b> Removes and installs rear wheel bearings and installs rear axle drive flange. (See #333260 for E31, E34 & E38 and #334040 for E30 & E36)	E23, E24, E28, E32, E34, E36	

# BMW Tools

# Rear Axle 33

Tool Number	Application	Models	
<b>B333100</b>	<b>REAR AXLE CARRIER MOUNT BUSHING KIT</b> Includes all parts necessary to remove and install carrier mount bushings.	E23, E24, E28, E30, E32, E34, E36	
<b>B333360</b>	<b>FRONT DIFFERENTIAL MOUNT BUSHING KIT</b> Use to remove and install the front differential mount bushings in the rear sub-frame on 3 series (E36, E46) and Z4 (E85) & E83, E86.	E31, E36, E46, E83, E85, E86	<b>NEW</b> 
<b>B333370</b>	<b>REAR DIFFERENTIAL MOUNT BUSHING KIT</b> Use to remove and install the rear transverse differential mount bushing in the rear sub-frame on 3 series (E46) and Z4 (E85), E83, and E86.	E46, E83, E85, E86	<b>NEW</b> 
<b>332110</b>	<b>OUTPUT SHAFT PULLER</b> Use to remove and install output shaft in drive flange. Use with #334200 for E30, E36.	E30, E31, E36, E38, E39	
<b>KK17-K</b>	<b>KUKKO BEARING &amp; GEAR PULLER KIT</b> Special reinforced bearing separator and drive cross member for removing bearing inner race from the drive flange on rear wheel bearing. From Kukko of Germany.	E12, E21, E23, E24, E28, E30, E31, E32, E34, E36, E38, E39, E46, Z3	
<b>W280</b>	<b>DIFFERENTIAL PLUG WRENCH 10mm</b> Special short 10mm hex head wrench for accessing differential oil filler plugs on late model BMW.	E30, E32, E34, E36, E38, E39, E46	

800-848-6657 Toll Free  
941-927-1414 Intl'  
941-927-1612 Fax



www.baumtools.com  
sales@baumtools.com





# BMW Undercar Tools

## Rear End



### Rear Axle Carrier Mount Bushing Kit

E23, E24, E28, E30, E32, E34



**#B333100**

This kits allows removal and replacement of the Carrier Mount Bushings with the axle on the car.

**Bushings**

- E23, E24, E28 - #33 31 1 130 488
- E32, E34 - #33 31 1 129 760
- E30, E36 - #33 31 1 129 144

### Rear Axle Carrier Ball Joint Kit

E38, E39, E52, E53, E60, E61, E63, E64, E65, E66



**#B334191**

This kit allows easy replacement of the rear axle carrier ball joint with the carrier in place on the car.

**Balljoint - #33 32 1 095 631**

- E38, E39, E52, E53, E60, E61, E63, E64, E65, E66

### Rear Wheel Bearing Remover & Installer Kit

E30/E36/E46, M3/Z3, E23/E32/E38, E31



**#AS4502**

Use this kit to remove and install rear axle hubs and bearings. Use with hub remover #AS4503.

**Bearings**

- E23, E32, E38, E31 - #33 41 1 134 549
- E30, E36, E46, M3, Z3 (Drum) - #33 41 1 124 358
- E30, E36, E46, M3, Z3 (Disk) - #33 41 1 130 617

### Rear Axle Hub R&R Kit

5 Series (E34)



**#B334201**

Screw type puller for removing hub and screw press installer for pulling in the rear axle hub on 5 series E34 chassis.







# BMW Undercar Tools

## Rear End



### Rear Axle Bushing Kit E36, E46 & E85



**#B333351**

**Bushings:**

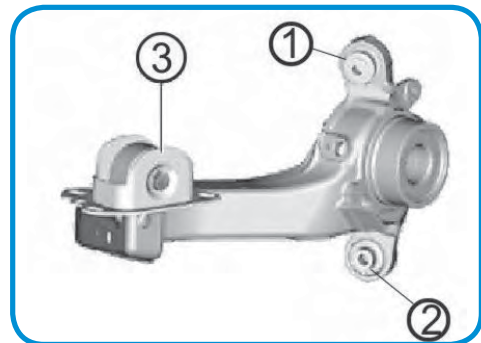
E36, E46 & E85 - #33 32 1 140 345 (Ball Joint)

E36, E46 & E85 - #33 32 1 136 311 (Lower Arm)

E36 & E46 - #33 32 1 097 009 (Front Trailing Arm)

Removes and installs upper control arm bushing (1), lower control arm bushing (2) and front trailing arm bushing (3) on both E36 and E46 chassis (3 series 1990-2005). Also fits upper and control arm bushing on E85 (Z4).

Does not fit Z4 trailing arm bushing.



### Front & Rear Differential Mount Bushing Kits



Front Bushings #B333360

Rear Bushing - #B333370

Complete kit #B333390

Use to remove and install the front differential mount bushings and rear transverse bushing on the rear sub-frame of 3 series (E46) and Z4 (E85).



**Bushings:**

#33 17 1 093 175



**Bushing:** #33 17 6 751 808

### Heavy Duty Hydraulic Hub Remover



**#B234**

Hydraulically driven hub puller with adapters for for 4 or 5 hole type wheel hubs. Fits most makes and models.





# BMW Undercar Tools Front End



## Traction Strut Thrust Arm Bushing Kit



**#B312130**

Removes and installs the Thrust arm bushing without removing the arm from the car. Kit includes pad and tube for E23, E24, E28 & E32, pad for E30, E36, E46 & E85 and C-clamp press #B7249.

## Outer and Center BallJoint Kit E30 & E36



**#B311440**

Use this kit to remove and install the outer and center balljoint on the front wishbone in a press. ON CAR TOOL for outer balljoint also available #AS311440.

**E30 & E36 - #31 12 6 758 510**

Outer and Center balljoints available from Mahle



## Thrust Arm Bushing Mount Remover and Installer E30, E36, E46 & E85



**#B1858**

Fits both large and small mount types.

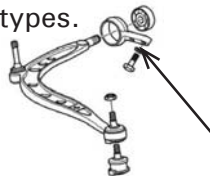
### Bushings

**E30 - #31 12 9 058 931**

**E36, Z3 - #31 12 9 059 288**

**E46 - #31 12 6 754 547**

**E85 - #31 12 6 757 623**



## Lower Control Arm Bushing Kit E32, E34 & E53



**#B1809**

Use to remove and install the control arm bushings on steel control arms (not for use on aluminum arms).

### Bushing

**E32, E34 & E53 - #31 12 1 124 622**

*BMW part numbers may have changed since time of publication.*

800-848-6657 Toll Free  
941-927-1414 Int'l  
941-927-1612 Fax



www.baumtools.com  
sales@baumtools.com



# BMW Undercar Tools Front End



**ON-CAR TOOL**

## Upper Sub-Frame Traction Strut Bushing Kit

**#B313000**



5 Series (E34, E39)  
7 Series (E32, E38, E65, E66)  
8 Series (E31)  
X5 (E53)



Hydraulically driven, this kit quickly removes and installs the metalastic bushing in the traction strut with the strut still in the car. Includes hydraulic ram, pads and tubes. Hydraulic pump not included. 10 Ton recommended.

### Bushings

E32, E31 - #31 12 1 136 607

E34 - #31 12 1 139 456

E38, E39 - #31 12 0 006 482

E53 - #31 12 1 096 372

E65, E66 - #31 12 0 303 754



## Spring Compressor



**#1117J**

Compresses all types of MacPherson style coil springs front and rear. Includes three sets of jaws (2) for 110, 140 and 190mm springs found in most BMW's and many other vehicles.

E31, E32, E34, E36, E38, E39, E52, E60, E61, E63, E64, E65, E66, E67, R50, R52, R53

## Strut Vise Adapter



**#1117V**


Allows strut to be mounted in a vice for easy access during shock and strut assembly/disassembly.

All Models











800-848-6657 Toll Free  
941-927-1414 Intl'  
941-927-1612 Fax



www.baumtools.com  
sales@baumtools.com


Tool Number	Application	Models	
341260	<b>BRAKE GAUGE</b> For gauging brake lining thickness w/o wheel removal	E38, E39, E46, E52, E53, E60, E61, E63, E64, E65, E66, E67, E83, E85, E87, R50, R53	<b>NEW</b> 
iScan-BMW	<b>BMW DATA SCANNER</b> Use to access ABS/ASC/DSC and other traction control systems to read and reset fault codes, access live data for road tests, activate components. Also for DME, EGS., SRS, A/C, IC and body systems..	All models from 1990 onward.	
ST165	<b>DOUBLE FLARING KIT</b> Ideal for making fuel, brake and other hydraulic line fittings. Double flaring kit includes: basic press, 4.75, 5, 6, 8, 9 and 10mm clamping blocks and flaring cones.	All	<b>NEW</b> 
KK126-00	<b>PISTON CALIPER PRESS</b> Use to press calipers back into assembly for easy installation of pads. (BMW #341050)	All Models	
KK126-03	<b>BRAKE PISTON TURNING PLIER</b> Use to rotate piston caliper during installation. (BMW #341060)	E21, E12, E28, E23, E24	
B7205J	<b>TERMINATOR</b> The Terminator is a superior Logic probe combining the features of a DMM and oscilloscope but simplifying the display for technicians that want to find the pulse but don't need the to see the trace. Particularly useful for tracing CAN signals.	All	<b>NEW</b> 
344000	<b>SPECIAL ALLEN WRENCH</b> Allen key for removing/installing handbrake shoe mounting spring and pulse transmitters on ABS equipped models.	All Models	
341040	<b>BRAKE CALIPER MOUNT SWIVEL SOCKET - 7mm</b> Allen socket 3/8" drive with universal joint for replacing brake pads, calipers and mounts, front and rear.	E24, E28, E31, E32, E34, E36	
ST2054/7	<b>HEX HEAD SOCKET - 7mm 1/2" DRIVE</b> Special socket for brake pad removal on front disc brakes.	E28, E34, E24, E32	
343170	<b>OPEN END WRENCHES</b> Open end box wrenches, 11mm and 12mm, for removing and installing hydraulic tubing unions. Use with torque wrench.	E12, E21, E23, E24, E28, E30, E31, E32, E34, E36, E38, E39	



Tool Number	Application	Models	
346320	<b>BRAKE CALIPER RELEASE LEVER</b> Use to retract front brake caliper.	E38, E52, E60, E61, E63, E64, E65, E66, E67	<b>NEW</b> 
ST1069	<b>BRAKE BLEEDING WRENCH</b> Special wrench with attached hose for quick brake bleeding. Available in sizes 7, 8, 9, 10 and 11mm. Please specify size when ordering.	All	
ST108-175X4	<b>DRIFT - 4mm X 175mm</b> Long drift for safety bolts on disc brakes and brake linings in brake saddles.	All	
ST12373	<b>BRAKE CALIPER BRUSH</b> Wire brush for cleaning of fixed brake calipers and shoes.	All	
ST24-10X12	<b>FLARE NUT WRENCH - 10 X 12mm</b> For brake lines.	All	
A0202	<b>BREAK-OUT BOX - 120-PIN W/CASE</b> Basic 120 pin break out box to test the contacts, continuity, inputs and outputs of a variety of electronic control units. Adapters are available for Bosch, Siemens and TEVES 25, 35, 38, 55, 68 and 88 pin connectors as well as many others.	All	
A0201	<b>BREAK-OUT BOX - 60-PIN W/CASE</b> Basic 60 pin break out box to test the contacts, continuity, inputs and outputs of a variety of electronic control units. Adapters are available for Bosch, Siemens and TEVES 25, 35, 38, 42, 55 and 60 pin connectors as well as many others.	All	
A020202	<b>35 PIN BREAK OUT BOX CABLE</b> Use with Break out Box #A0201 (60 pin) or #A0202 (120 pin) to diagnose ABS2/2B, ABS, EGS systems.	All	
A020204	<b>55-PIN BOSCH BREAK OUT BOX CABLE</b> Use with Break out Box #A0201 (60 pin) or #A0202 (120 pin) to diagnose ABS 3 & 5 and newer EGS systems.	All	
A020206-2	<b>88 PIN BREAK OUT BOX CABLE</b> Use with Break out Box #A0201 (60 pin) or #A0202 (120 pin) to diagnose ABS/DSC system.	E46	



Tool Number	Application	Models	
A020209-1	<b>55-PIN TEVES BOB ADAPTER</b> ABS TEVES MKIV found in 3 Series 1992-1999	E36	



800-848-6657 Toll Free  
 941-927-1414 Intl'  
 941-927-1612 Fax







[www.baumtools.com](http://www.baumtools.com)  
[sales@baumtools.com](mailto:sales@baumtools.com)

Tool Number	Application	Models	
<b>DBL800</b>	<b>DEUTRONIC POWER SUPPLY/BATTERY CHARGER</b> Microprocessor controlled charger/power supply to maintain power levels during programming and diagnostics. Microprocessor controlled charging, measuring and monitoring. Built-in interface for computer, programming unit, printer and large display.	All Models.	<b>NEW</b> 
<b>B57BG-E</b>	<b>WIRE TERMINAL AND CONNECTOR CRIMPING KIT- ECONOMY</b> This kit includes the basic crimper and 3 interchangeable crimping heads.	All	<b>NEW</b> 
<b>B57BG-M</b>	<b>WIRE TERMINAL AND CONNECTOR CRIMPING - MASTER KIT</b> This kit includes the basic crimper and 5 interchangeable MAGNETIC crimping heads. Also has a handy one handed wire stripper. Crimps barrel, butt, hex, coaxial, insulated, non-insulate, closed, flag, & cord end terminals of multiple sizes.	All	<b>NEW</b> 
<b>B7205J</b>	<b>TERMINATOR</b> The Terminator is a superior Logic probe combining the features of a DMM and oscilloscope but simplifying the display for technicians that want to find the pulse but don't need the to see the trace. Particularly useful for tracing CAN signals.	All	<b>NEW</b> 
<b>OBD2-BOB</b>	<b>OBD-II BREAK OUT BOX</b> This J1962 break out box allows access to all wires in the OBD-II / EOBD III Diagnostic Interface This makes it easy to trace CAN Bus faults, Power supply problems and track failed diagnostic controllers.	All Models from 1996 to the present.	<b>NEW</b> 
<b>ST1550</b>	<b>KABLEX CONNECTOR KIT - BMW</b> Includes: Round contact pin extractor 1.5mm, 2.5mm & 3.5mm, Flat plug contact removers for 1.5mm, 1.9mm & 2.8mm and 2-prong contacts 2.8mm & 5.8mm. Replacement round contact shrouds available. (BMW #611130)	E28, E30, E31, E32, E34, E36, E38, E39, E46, E60, E61, E63, E64, E65, E66, E83, E85, E87, E90	
<b>ST1501/1511</b>	<b>CONTACT EXTRACTOR (ROUND) - 1.5mm</b> Use to remove the round contacts with locking feathers. Replaceable tips available as #ST1511. Also in kit #ST1550.	All	
<b>ST1502/1512</b>	<b>CONTACT EXTRACTOR (ROUND) - 3.5mm</b> Use to remove the round contacts with locking feathers. Replaceable tips available as #ST1512. Also in kit #ST1550.	All	
<b>ST1504/1514</b>	<b>CONTACT EXTRACTOR (ROUND) - 2.5mm</b> Use to remove the round contacts with locking feathers. Replaceable tips available as #ST1514. Also in kit #ST1550.	All	
<b>ST1553</b>	<b>CONTACT EXTRACTOR (FLAT) - 2.8, 5.8mm</b> Use to remove double size flat contacts with single release channel.	All	

Tool Number	Application	Models	
ST1554	<b>CONTACT EXTRACTOR (FLAT) - 2.8mm</b> Use to remove single size flat contacts with single release channel. Also in kit #ST1550.	All	
ST1555	<b>CONTACT EXTRACTOR (FLAT) - 5.8mm</b> Use to remove single size flat contacts with single release channel. Also in kit #ST1550.	All	
ST1591	<b>CABLE EXTRACTOR (2 PIN DBGM) - 2.8, 5.8mm</b> Use to remove flat contacts with dual release channels. DBGM Type. Also in kit #ST1550.	All	
ST1589K	<b>CABLE EXTRACTOR - 8mm</b> Use to remove flat plug-in sockets of Load Current Contact connectors.	E65, E66	
611360	<b>SOCKET RELEASE TOOL</b> Use to release electrical socket holders.	E30, E31, E32, E34, E36, E38, E39	
655400	<b>NAVIGATOR CONTROL UNIT RELEASE BRACKET</b> Use to remove and install navigation units and some radios.. Also in kit #B9059M.	E38, E39, E46, E52, E53, E65, E66, E85	<b>NEW</b> 
613300	<b>EWS ANTENNA WRENCH</b> Use to remove the EWS antenna ring from the ignition lock.	E31, E32, E34, E36, E38, E39, E46, E52, E53, E60, E61, E63, E64, E83, E85, R50, R53	<b>NEW</b> 
613100	<b>HEADLIGHT SWITCH RELEASE TOOL</b> Use to remove the headlight switch retainer on the Z3 model.	Z3, E46	
9513	<b>SPARK PLUG CONNECTOR PLIERS</b> Removes spark plug wires without damage on latest model Porsches particularly lower wires on 911C2/4.	All	
611250	<b>RELAY PLIERS</b> Allows easy removal of 'BOSCH' relays in even the tightest locations.	All	

Tool Number	Application	Models	
611300	<b>OUTSIDE MIRROR REMOVAL PLIERS</b> Use to remove the retainer on the outside mirror.	E12, E21, E23, E24, E28, E30, E31, E32, E34, E36, E38, E39	
H2566-2	<b>SPECIAL DASH SCREWDRIVER</b> Headlight and fan switch escutcheon screwdriver removes switch retainer nuts used on BMW dashes till 1983.	E30, M3, Z1 (Series 3 up to 1987)	
ST4750-T10	<b>MID SCREWDRIVER - TORX T10</b> Use to remove and install MID (Multifunction Information Display) on X5 and later model 5 Series (E39).	E39, E53	
ST4753-2.5	<b>RADIO SCREWDRIVER - 2.5mm HEX</b> Use to remove the radio found in Z3, X5 and late model 5 Series.	E36/7, E39, E53	
600143	<b>ANTI-THEFT RADIO SCREWDRIVER</b> Special 5-sided screwdriver to release anti-theft radio mounts.	All	
600143US	<b>ANTI-THEFT RADIO SCREWDRIVER</b> Special 5-sided screwdriver to release anti-theft radio mounts. (US Mfg.)	All	
616060	<b>WINDSHIELD WIPER PULLER</b> Use to remove the windshield wiper arm. Special hinge allows easy access against windscreen.	E24, E28, E30, E31, E32, E34, E36, E38, E39, E46, E52, E53, E60, E61, E63, E64, E65, E66, E67, E83, E85,	
W6220	<b>REMOTE STARTER SWITCH</b> Plugs directly into 15 or 20 pin diagnostic socket to start engine while adjusting valves or timing engine. BMW models from 1983 to 1993.	All from 1983-91	
1315A/1	<b>BOSCH TEST HARNESS - 2 PIN</b> Use to measure current in Idle Air Valve circuit.	M10, M20, M30	
1315A/2	<b>TEST HARNESS - IDLE STABILIZER - 2 WIRE 3 PRONG</b> Flat pin three (3) wire for measuring current (amps) of idle stabilizers.	M20, M30, M50	



Tool Number	Application	Models	
1501	<b>TEST HARNESS - 3 PRONG</b> Flat three (3) wire for measuring resistance and voltage. Idle and throttle control switch, throttle control potentiometer, trip computer, idle control air valves (BOSCH type), altitude sensors ..etc.	M10, M20, M30, M50	
611440	<b>JETRONIC TEST CABLES</b> Use to test sensors on all Jetronic and Motronic injection systems. Use with standard VOM/DMM.	All	
612050	<b>SERVOTRONIC TEST CABLE</b> Use this cable to test the signal from the Servotronic unit with a standard DMM (Digital Multi Meter).	E32, E34	
V8695	<b>SRS TEST RESISTOR</b> This tool is equipped with the same connector and is of the same resistance as the air bag module. Use to test for faulty airbags.	All to MRS3	<b>NEW</b> 

**STILL** The only full featured  
**Diagnostic scanner for German cars**  
**OEM LEVEL SCAN DIAGNOSTICS**

- Live Data
- Fault Codes
- Controller Id
- Readiness Codes
- Component Activation
- Live Data Graphs
- Service Intervals Reset
- Direct Pc Interface
- CAN Diagnostics (Slow & Fast)



**iSCAN/CS2000**

**800-848-6657**

European Diagnostics and Special Tools  
Since 1959

Ask about the new Baum Tool credit card ➤

**MERCEDES**  
**PORSCHE**  
**BMW**  
**VW/AUDI**  
**VOLVO**  
**OBD-II**  
**EOBD-III**








800-848-6657 Toll Free  
941-927-1414 Int'l  
941-927-1612 Fax



www.baumtools.com  
sales@baumtools.com



Tool Number	Application	Models	
iScan-BMW	<b>BMW DATA SCANNER</b> Use to read and reset fault codes, access live data for road tests, activate components and program/code controllers and reset service intervals and SRS controllers.	All models 1988 to present.	
W211T	<b>SERVICE INTERVAL RESET TOOL</b> Use to reset service interval reminder lights on the instrument cluster after oil change and transmission inspection. 1983-99 models.	All	
V8695	<b>SRS TEST RESISTOR</b> This tool is equipped with the same connector and is of the same resistance as the air bag module. Use to test for faulty airbags.	All to MRS3	<b>NEW</b> 

## Computer Controlled Power Supply

**Don't program another ECU without one.**

A fully Regulated Power supply is absolutely necessary when Flashing, Programming or coding late model vehicles.



DBL-800

The Deutronic DBL-800 reduces the risk of damaging control units by providing a continuous stable voltage supply under changing load conditions. Recommended by BMW AG worldwide.








800-848-6657






800-848-6657 Toll Free  
941-927-1414 Intl'  
941-927-1612 Fax



www.baumtools.com  
sales@baumtools.com

Tool Number	Application	Models	
641010	<b>HEATER CONTROL HOOKS</b> Release and installation hooks for heater controls. Eliminates the need to remove the radio.	E46, E53	
645000	<b>V-BELT PULLEY EXTRACTOR</b> Use to remove v-belt pulley on swash plate compressor (air conditioning system). 26X1.5mm	E12, E21, E23, E24, E28, E30, E31, E32, E34, E36, E38, E39	<b>NEW</b> 
641020	<b>AIR GRILL HOOKS</b> Use to release and remove fresh air grill and to remove various trim pieces.	E36, E38, E39, E46, E52, E53, E60, E61, E63, E64, E65, E66, E67, E83, E85, E87, E90, R50, R52, R53, RR1	<b>NEW</b> 
641030	<b>AIR GRILL HOOKS</b> Use to release and remove fresh air grill	E65, E66	<b>NEW</b> 
641110	<b>GROOVED NUT SOCKET KEY</b> For releasing vane pump pulley.	E30, E34, E23, E32	
641120	<b>BOWDEN CABLE RELEASER</b>	E34, E36, E36/5	

Tool Number	Application	Models	
<b>B9059M</b>	<b>MASTER RADIO REMOVAL KIT.</b> Contains all tools needed to remove models from 1990 to the present.	All	<b>NEW</b> 
<b>655400</b>	<b>NAVIGATOR CONTROL UNIT RELEASE BRACKET</b> Use to remove and install navigation units and some radios.. Also in kit #B9059M	E38, E39	<b>NEW</b> 
<b>651110</b>	<b>RELEASE TOOLS</b> Use to release wide screen display on E46 chassis.	e46	<b>NEW</b> 

## Radio Removal Tool Master Kit #B9059M (46 Pieces)

- 1) Kenwood II (1998-2001)
- 2) Sony II ab 2002
- 3) Kenwood III (ab 2002)
- 4) Pioneer & JVC
- 5) Sony I (since 2001)
- 6) Panasonic
- 6A) Panasonic 2006
- 7) Mercedes Benz & BMW
- 8) Mercedes Benz & BMW
- 9) Mercedes Benz & BMW
- 10) Clarion - New
- 11) Clarion - Old
- 12) Fiat Brava
- 13) Opel
- 14) Blaupunkt, Grundig, (VW, Audi, Ford)
- 15) BMW
- 16) Becker - VW, Audi, Mercedes Benz
- 17) Becker - Porsche, Mercedes Benz
- 18) VW
- 19) BMW, Opel - Linbus
- 20) Becker - New (since 2002)
- 21) Skoda - New (since 2002)
- 22) Blaupunkt - New (since 2002)

