

# LUNA V

## User Manual



## Warning

Dear user

Thanks for using our company's products, in order to fully make use of the products, we sincerely suggests follow:

Please read this instruction in detail, and keep it well for further reading and consulting.

Please follow the struction to fit and operate the machine correctly.

Please do not remove and change any accessories of the machine.

It forbids others to open and remove the mainframe except the authorized people in the company.

It forbids others to change and maintain the machine except the professional people.  
Please contact us if there is any trouble during operation.

Parts:



40K cavitation explode work head



Hexapolar RF work head



Tripolar RF work head



Bipolar RF work head



Service brake

## II Function

### 1. 40K cavitation explode work head

Apply the cavitation theory, uses the 40KHz ultrasound to make intense vibration, which causes a inner explosion in the fat tissues, thus get rid of lipocyte. It can effectively break down stubborn and deep fat, decrease lipocyte quantity and its size.

The diathermal of the low frequency ultrasound can promote lipocyte and tissues liquid

flow, which help drainage of fatty acid, waste and toxin through lymph system.

## 2. Radio Frequency Technology

It is referred to as a high frequency AC change of electromagnetic waves. Change of more than 10,000 times a second called high-frequency current, while the RF is such a high frequency current. When RF waves penetrate the skin, it causes collagen fiber to heat up to 45 °C-65 °C, the collagen fibers immediately contract, so that the loose skin wrinkles are stretched by the stimulation of dermal collagen hyperplasia gradually promote cellular rejuvenation, so as to achieve the purpose of firming and reduce wrinkles.

## 3 Result

Local skin care and cosmetics for the body cargo

- (1). Smooth fine wrinkles, shrink pores
- (2). Make the skin moist.
- (3). Enhance lymphatic and blood circulation
- (4). Get rid of facial redness
- (5). Eliminate slow acne scars
- (6). Promote collagen and cell activation
- (7). Improve skin activity and toughness

## 4 Caution for using RF

1. Beautician should wear insulated gloves during operation.

2. Do not wear any aglet, both for the beautician and the users.
3. The electrode probe must be fully in contact with skin.
4. Do not make the RF electrode stay on any part without moving. Keep it moving on skin slowly.
5. Skin around eyes and forehead is very thin, the RF output intensity should be relatively weakened.
6. Do not contact skin with unipolar when using of bipolar, tripolar, hexpolar RF work head otherwise it will produce pulse discharge, gel paste etc. Products like gel maybe evaporated into a mist.
7. Do not let the laser light straightly shine upon the eyes in case of eyes hurt.

### III

#### Forbidden group

1. People with heart disease or high blood pressure, or configured cardiac pacemaker.
2. Patients with acute inflammation, asthma, deep vein thrombosis, thyroncus, cancer.
3. People with hemorrhagic disease, trauma or who is bleeding.
4. Pregnant women
5. Medical Plastic parts, or parts with artificial in filling inside.
6. People with metal inside the body(include metallic tooth)
7. Patient with skin inflammation or with edema.
8. People with an abnormal immune system.
9. Numb or insensitive to heat.

### IV

#### Technical parameters

Input: AC110V/60Hz □ AC220V/50Hz□

Power 75VA

Output RF 5MHz

Output ultrasonic 40KHz



## V

### Accessories list

1.Host	1pcs
2.Power supply line	1pcs
3.User manual	1pcs
4.Bipolar RF work head	1pcs
5.Tripolar RF work head	1pcs
6.Hexapolar RF laser work head	1pcs
7.40K cavitation explode work head	1pcs
8.Service brake	1pcs
9.Accessory frame	4pcs

## VI

### Operation:

#### Thigh

1. From bottom to top, to the inguinal lymph nodes.



2. Counter-clockwise circular motion, sliding, burn fat.



3. The right slide, break down fat.
4. According to the muscle texture sliding improve leg curve.



5. According to the muscle texture sliding improve leg curve.

## Buttock

1. Along toward lymph from the drop down to the waist.

2. From bottom to top slides back and forth, in accordance



with the counter-clockwise, circular motion.

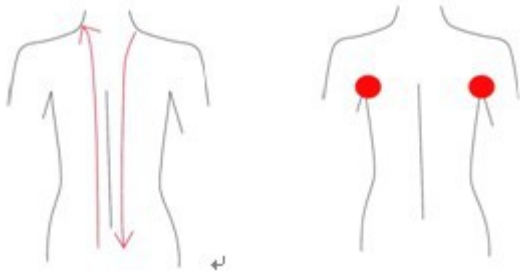
3. from bottom to top, according to the counterclockwise

4. In accordance with the muscle texture sliding compact buttocks skin. Shape the hip circle slides back and forth. Perfect curve.

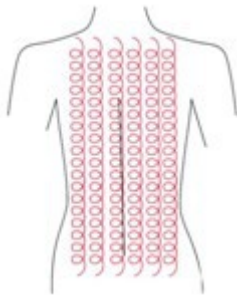


## Shoulder

1. First slide up and down, pushing the bladder nerves 2-3 times.



2. The role of circular motion in the axillaries lymph nodes.



3. Counter-clockwise circular motion, sliding, burn fat.

4. Using lymphatic drainage techniques, towards the lymphatic circulation, improve the back curve.



## Arms

1. From the elbow to the armpit, to do a Lymphatic drainage.



## 2. Circular

motion to dolympatic drainage.

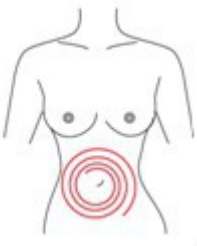


## 3 Anticlockwis

loop sliding, or sliding back and forth, burn fat.

## Abdomen

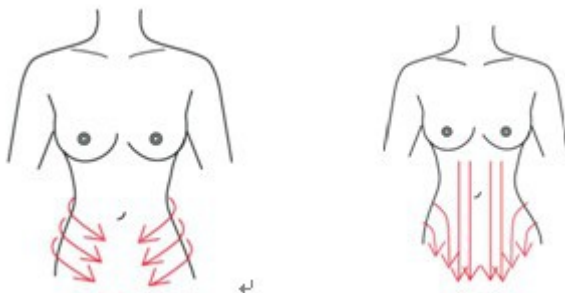
1. Around the navel, the small circle to the approach of the great circle in a clockwise direction, from inside to outside, and promote bowel movements.



2. Use counter-clockwise, a small circle to circle, circled slide from bottom to top.

Inccordance with the texture of the abdominal

3 muscles from the abdomen pulls to groin area.



In accordance the lymphatic circulation, pull to groin area, lymph drainage, eliminate toxins

## VII

### . Products, services and maintenance

1. the instrument from date of purchase (with notes) host half a year warranty and ther non-warranty or out of warranty, may also be responsible for

maintenance and updates, to recover the fee. Spare parts and consumables

for supplementary or purchase, please contact the dealer.

2. Failure caused by the following users for personal reasons, does not provide free warranty service:

A. dismantling unauthorized modification caused by the failure of this product

B. use accidentally beat the drop caused by the fault.

C. caused by failure due to lack of reasonable maintenance.

D. did not fault the correct guidance and instructions for use.

3. The design specifications of our products are subject to change without prior

notice, if in doubt, please contact the company.