

## Important Information

### Care instructions:

- Keep the unit clean by wiping it with a slightly damp cloth.
- Keep the unit out of direct sunlight and away from any direct heat source.
- Do not expose the unit to moisture or water.

This product complies with the essential requirements of the European Toy safety directive.

## Troubleshooting

If the unit doesn't operate...	Check that the batteries are installed correctly or install new batteries.
If the volume is too low...	Install new batteries.
If the voice/music begins playing at a very high or low rate of speed...	Install new batteries.
If there is a continuous buzzing sound and the unit doesn't operate...	Install new batteries.
If the light of the keys becomes dim...	Install new batteries.
If the unit malfunctions...	Install new batteries.

## Customer specific information



### InspirationWorks UK Ltd

First Floor  
The Annexe  
Salisbury Hall  
St Albans  
AL2 1BU  
UK



Facebook



@inspirationwrks

[www.inspirationworks.co.uk](http://www.inspirationworks.co.uk)

In the Night Garden characters and logo © Ragdoll Worldwide Limited 2007. In the Night Garden is a trade mark of Ragdoll Worldwide Limited. Produced and licensed by Ragdoll Limited.



© 2010 - CIDE Group - [www.kdplanet.com](http://www.kdplanet.com)

Rev.00  
May 2013  
Made in China  
Printed in China



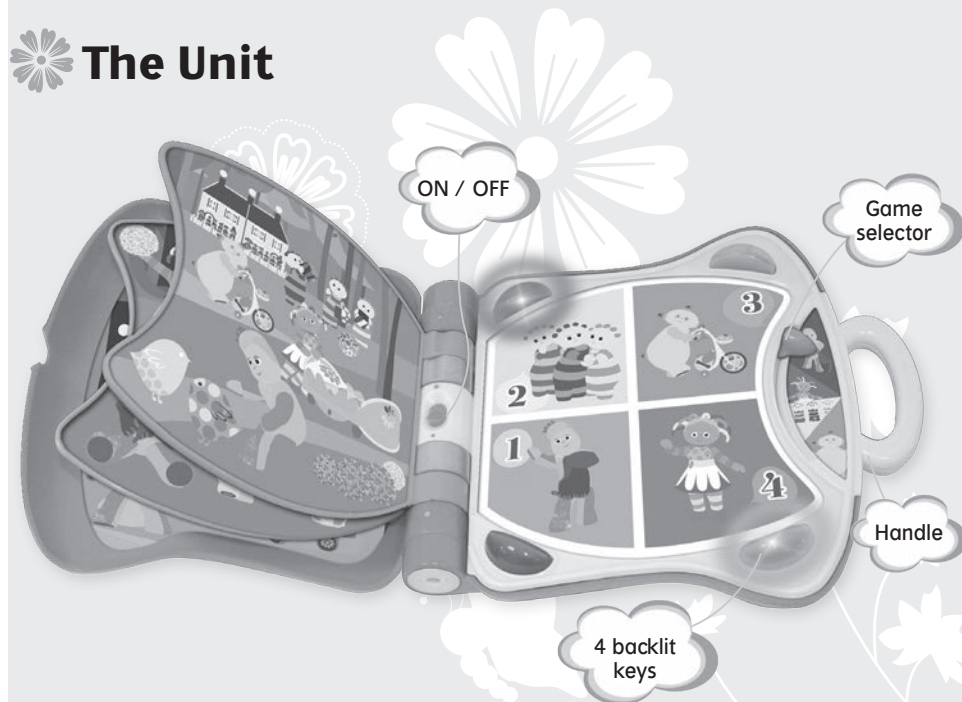
WASTE ELECTRICAL PRODUCTS AND BATTERIES SHOULD NOT BE DISPOSED OF WITH HOUSEHOLD WASTE. PLEASE RECYCLE WHERE FACILITIES EXIST. CHECK WITH YOUR LOCAL AUTHORITY FOR RECYCLING ADVICE.



# In the Night Garden Story Case

Instruction manual

## The Unit



## Important Information


- This toy is suitable for children aged 2 years & over.
- Please retain this manual for further reference.
- **WARNING:** All packing materials such as internal bags, plastic collars, plastic films, carton inserts are not part of this product and should be discarded for your child's safety.
- **IMPORTANT:** for additional safety, check toys regularly for signs of damage during use.



## Content

- Unit
- Manual


## How to Play

- Turn on the unit by switching ON / OFF button to 
- Open the lid.
- Select the scene with which you'd like to play:

Scene 1:



Scene 2:



Scene 3:



- Select a game:

Game 1 is always a discovery game no matter what page you're on. Depending on which page you're on, you will hear the name or a description of your favourite characters by pressing a key the first time. Press a key a second time and you hear funny sounds each characters make.

Game 2 / 3 / 4: Depending on which page you're on, you will have questions about colours, numbers, actions, positions and more...

You have 3 chances to answer correctly. If on the 3rd try you make a mistake, the light will appear on the correct answer.

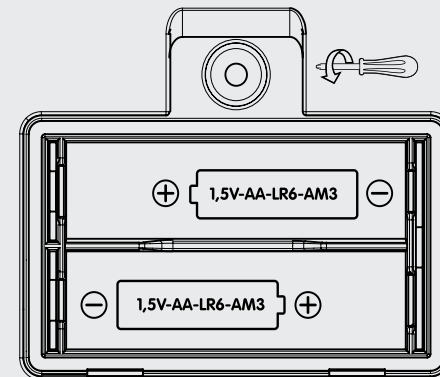
Finally game 4 on the last page is all fun; press a key to hear original In the Night Garden tunes!

- Automatic shut off:

In order to save the batteries, the unit switches off after about a minute of inactivity. To re-activate the unit either move the game selector, press a key or turn the pages.

## How to Change Batteries

- This product requires 2 x AA batteries
- When required, using a suitable screwdriver, undo and remove the battery cover located under the unit.
- Insert 2 x AA batteries into the compartment ensuring they are installed the correct way around.
- The polarities are marked inside the battery compartment.
- Reassemble the battery cover and tighten the screw to secure.
- Do not over tighten.



**Please note the important points below when using batteries to power this product:**

- Batteries should be inserted and removed by an adult.
- Only use the type of batteries specified in this user manual, or equivalent type. We recommend the use of alkaline batteries.
- Follow the polarity diagram inside the battery compartment and the polarity markings on the batteries.
- An incorrect location may either damage the toy, or cause battery leakage, or, to an extreme degree, lead to battery explosion.
- Do not try to charge non-rechargeable batteries, as they may leak or explode.
- Replace all batteries at the same time.
- Do not mix new with old batteries
- Do not mix different types of batteries (i. e. alkaline and zinc carbon).
- Remove the batteries during long periods of non-use. Always remove exhausted batteries from the product. Battery leakage and corrosion can damage the product.
- Do not short-circuit the supply terminals. Store batteries away from metal objects.
- Do not dispose of batteries in fire, as they may leak or explode. Never disassemble batteries.
- Rechargeable batteries should not be used.  
When rechargeable batteries are used anyway :
  - Rechargeable batteries shall be charged only under the supervision of an adult.
  - Rechargeable batteries shall be removed from the toy before being charged (if - they can be removed).
  - If a battery is swallowed, consult a Doctor or Medical Facility. Don't forget to take the product with you.
- If battery leakage occurs and comes in contact with the skin or eyes, wash immediately with lots of water.
- Batteries are included for demonstration purposes only and may need replacing after purchase.
- Strong Electro Magnetic Interference may disturb the normal function of the product. If so, simply reset the product to resume normal operation by following the instruction manual. In case the function does not resume, please use the product in another location.