
USER MANUAL

CVBS/S-Video + R/L to HDMI Converter

Model No.: CCN-CSH101



Comprehensive[®]
Cable and Connectivity Company

Dear Customer

Thank you for purchasing this product. For optimum performance and safety, please read these instructions carefully before connecting, operating or adjusting this product. Please keep this manual for future reference.

1.0 INTRODUCTION

This CVBS or S-Video + R/L to HDMI converter is designed to make your A/V equipment more comfortable, more productive and less expensive. It is a unique device that converts an analog CVBS, S-VIDEO and AUDIO (L/R) signal to an HDMI signal. This product not only meets the ideal image of the HDTV but also meets the need of the enthusiasts' requirement for audio. It improves the interlaced video signal into 720P progressive signal.

This CVBS or S-Video + R/L to HDMI Converter offers solutions for noise, space and security concerns, data center control, information-distribution, conference-room presentation, school and corporate training environments.

1.1 FEATURES

- Video signal can be up to HDTV 1080p.
- Automatically check (AUDIO delay)
- Ensure the synchronization of AUDIO and VIDEO.
- HDMI output: 1080p@50Hz 1080p@60Hz
- Combine HDMI with AUDIO
- Video output system: NTSC 3.58 / PAL(automatic)
- compliant DVI by using HDMI-DVI adapter

2.0 SPECIFICATIONS

Signal Inputs/Output	
Input Video Signal	1.2 volts p-p
Input DDC Signal	5 volts p-p (TTL)
Output Video	HDMI
Video format supported	
DTV/HDTV	HDMI 1080p@60Hz
Connector	
HDMI Connector	type A (19 pin) female
S-VIDEO Connector	
AV Connector	
Operating Frequency	
Vertical Frequency Range	50/60Hz
Video Amplifier Bandwidth	1.65Gbps/165MHz
Mechanical	
Size(L-W-H)	155x70x23MM
Weight for shipping	255G
Warranty	

Limited Warranty	1 Year Parts and Labor
Environmental	
Operating Temperature	0 °C to +70°C
Operating Humidity	10% to 85 % RH (no condensation)
Storage Temperature	-10°C to +80°C
Storage Humidity	5% to 90 % RH (no condensation)
Power Requirement	
External Power Supply	5V DC@1A
Power Consumption	5 watts (max)
Regulatory Approvals	
Converter Unit	FCC,CE,RoHS
Power Supply	CE,FCC,UL
Accessories Adapter	
AC Power Adapter	US/EU/UK/AU standard and so on
User Manual	English Version

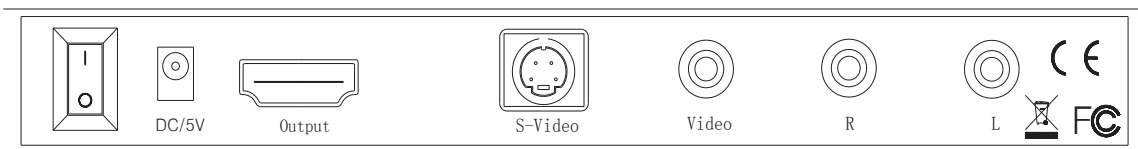
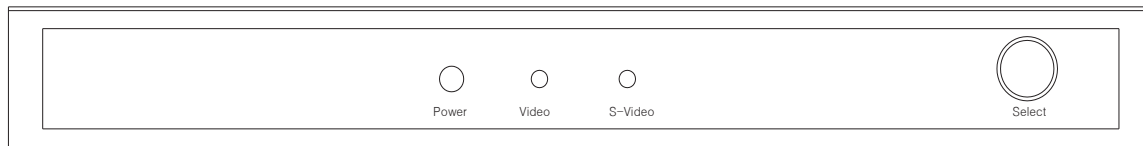
Note: Specifications are subject to change without notice.

3.0 PACKAGE CONTENTS

Before attempting to use this unit, please check the packaging and make sure the following items are contained in the shipping carton:

- Main unit
- 5VDC Power Supply
- User's Manual

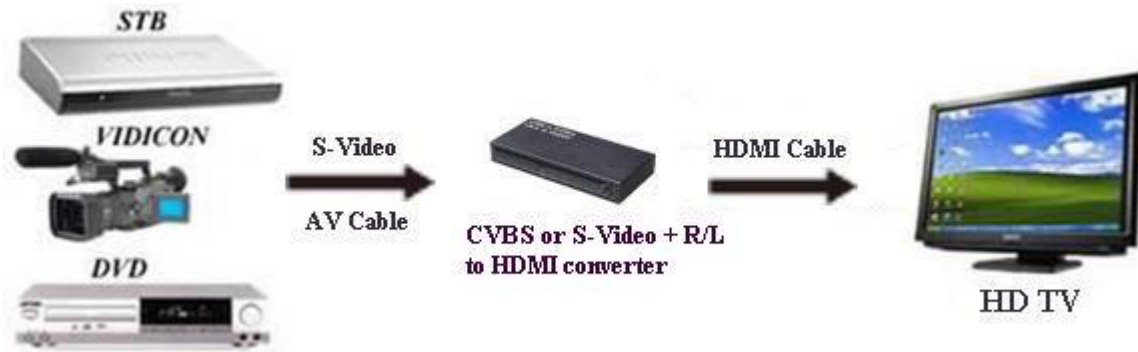
4.0 PANEL DESCRIPTIONS



5.0 CONNECTION AND OPERATION

1. Connect all input and output devices to this converter
2. Connect the 5V power supply.
3. Press "select" to select CVBS or S-VIDEO

5.1 CONNECTION DIAGRAM



55 Ruta Ct. South Hackensack, NJ 07606

Toll Free: 800 526-0242

Email:

sales@comprehensivecable.com

customerservice@comprehensivecable.com

www.comprehensivecable.com