

# AirTrack Factory

## CATALOG

2015



## ABOUT AIRTRACK FACTORY

### More Fun, Less Injuries

All around the world, people practice sports. Providing equipment that helps sportsmen reach a higher level while having more fun and less injuries is the core of our company.

The AirTrack Factory is specialized in AirProducts specially developed for the world of sports. Due to more than 29 years of experience in producing airtight inflatables, our production team manufactures high quality AirProducts.

We maintain a close relationship with top athletes and associations from many different sports around the world. Together, we have developed, adapted and fine-tuned our products to an optimal level. As we are developing and testing new products continuously, we like to receive as much feedback as possible. Feel free to contact us if you are interested in our latest innovations or if you have a great idea you would like to share with us!

In this catalog you will find our products and their specifications. For more information, please visit our website or contact us at [info@airtrackfactory.com](mailto:info@airtrackfactory.com).

### Why AirTrack Factory?

Striving to deliver the best service and highest quality is the core of our business. Since our products are being used on a daily basis for many years, quality is crucial. Before a product leaves our factory, it is tested extensively on many different aspects.

Thanks to this elaborate quality control, we can give a 2 year warranty on our products and guarantee a consistent quality.

Together with this quality, service with a personal touch is what we aim at. E-mail response within 24 hours, flexible delivery times, personalized products and custom dimensions are possible when you work with the AirTrack Factory.



## PARTNERS & DEALERS

AirTrack Factory supplies many leading sports equipment suppliers worldwide and cooperates both directly and indirectly with many (inter)national sports federations.

### Our customers and official partners include:



Royal Dutch Gymnastics Federation



### Indirect partners include:





## IT'S ALL ABOUT AIRTRACKS!

Train longer, train bigger and train anywhere! These are only a few of the advantages of training on AirProducts from the AirTrack Factory! It makes training more fun and is a lot better for your body because of the soft bounce, therefore less injuries! For a complete overview of usage, please check our user manual.

Download our user manual here:

[www.AirTrackFactory.com/docs/ATF\\_user\\_manual.pdf](http://www.AirTrackFactory.com/docs/ATF_user_manual.pdf)

### TRAIN LONGER

Tumbling on hard surfaces is hard on your joints and body. Over time this can make you susceptible to injury. Training on our AirTracks is easy on the body. Preventing injuries and preserving your body for bigger skills!

### TRAIN BIGGER

Play with the pressure, stack the tracks; AirTracks allow you to tumble longer and with more variety than conventional trampolines.

### TRAIN ANYWHERE

Your gym is anywhere you are. AirTracks are light, portable, and easy to set-up. Turn the local park, your school basketball court, your backyard into your personal training center.



#### AIRTIGHT

All our products are airtight and therefore completely silent. This is a great advantage over older inflatable mats, which require continuous inflation with a loud blower.



#### QUICK & EASY SET-UP

Inflation takes between 1 and 5 minutes, depending on the size of the mat. Their light-weight nature makes them easy to set-up and re-position.



#### MULTI-FUNCTIONAL

From Gymnastics to Parkour, from Kung-Fu class to revalidation; our mats are a great basis for a wide variety of sports and training methods.



#### FOR ANY SKILL LEVEL

Besides their supportive and impact reducing features, our mats also have a great fun factor and encourage people to try new skills, World-class sportsmen, school kids, the local young talents and even the elderly train on our mats.



#### COMBINABLE

Start off with a single AirTrack and easily expand your options by adding new mats. Combine two mats in width, length or even height for endless possibilities.



#### QUALITY CONTROL

We maintain our high standards using an extensive quality control and unique serial numbers for each mat. Our craftsmen have up to 28 years experience; a guarantee for the highest possible quality.



## PLAYING WITH PRESSURE

One of the things that make the AirTrack so unique, is the fact that the pressure can be adapted to any individual wish. Unskilled, light-weight people prefer a soft AirTrack for maximum bounce and soft landings, whereas top athletes need a much harder surface for perfect control. You can easily find your ideal pressure with the help of the manual and the manometer.

Before each training you personalize your pressure within seconds with the help of the light-weight blower and manometer for optimal training conditions.

### BLOWERS

AirTracks are inflated using high performance blowers. We offer two kinds of blowers:



#### OV10 BLOWER

The OV10 blower is designed to deliver high pressure, which is needed for AirFloors or when an AirTrack P2 is used by heavier users. This blower should not be used to fill large, voluminous objects which are longer than 6 meter and 20 cm or thicker, for these AirTracks you need the Hitachi Blower.

OV10 blower specifications	Value
Air pressure capacity	0 - 250 mbar
Air volume flow capacity	0 - 1.7 m³ / min
Power input	1000 W
Overall length	150 mm
Weight	1.7 kg



#### HITACHI BLOWER

This high volume blower is able to inflate a 15 x 2.8 m P3 AirTrack within 4 minutes! It's the combination of valves and nozzles that makes this the perfect blower to inflate a P2 or P3 AirProduct longer than 4 meter.

Hitachi blower specifications	Value
Air pressure capacity	0 - 90 mbar
Air volume flow capacity	0 - 3.8 m³ / min
Power input	550 W
Overall length	447 mm
Weight	2.2 kg






# AIRTRACKS





AIRFLOOR



DISPLAYED SIZE	8 x 2 x 0.1 m
PACKED SIZE (CA)	100 x 40 x 20 cm
INFLATION TIME	1 min 20 sec



USE

This mat is the perfect training aid for all artistic floor exercises! By adding a foam bonded carpet on top of the AirFloor, the same bounce is created as a real gymnastic floor, while still having the advantage of creating your personalized pressure!

TRAINING OPTIONS

The Airfloor works perfectly for take off or launch pad type activities. Run or tumble on to it for cross tumbling passes. Setup for stationary back handspring, back tuck, or stunting stations. Not only gymnastic sportsmen use the AirFloor, they can even replace complete cheerleading, martial arts and judo floors!

SET-UP & BLOWER

AirFloors come in a durable transport bag, which easily fits in any car. Simply take the AirFloor out, connect the OV10 blower and wait for the AirFloor to reach the desired pressure. While our AirFloors maintain pressure for many hours, we recommend checking the pressure before every training to make sure it's optimal for the intended training and users. The high pressure required for these mats can only be supplied by the OV10 blower (approx. 200 mbar, see [user manual](#) for details).

Be careful using the AirFloor on a hard surface; heavier users may bottom out when practicing high jumps. This can be prevented by adding the foam bonded carpet.



NOW WITH BLUE SIDES



NOW WITH BLUE SIDES



RECOMMENDED FOR

GYMNASTICS / RECREATIONAL GYM /  
PRE-SCHOOL GYMNASTICS / SCHOOL  
SPORTS / SHOWS GROUPS / CHEER-  
LEADING / TRICKING / MARTIAL  
ARTS / FREERUNNING / ELDERLY  
GYM / FITNESS

INCLUDING



TRANSPORT BAG



USER MANUAL

+ REQUIRED



OV10 BLOWER

DIMENSIONS

Item

AirFloor 3 x 2 x 0.10 m  
AirFloor 4 x 2 x 0.10 m  
AirFloor 6 x 2 x 0.10 m  
AirFloor 8 x 2 x 0.10 m  
AirFloor 10 x 2 x 0.10 m  
AirFloor 12 x 2 x 0.10 m  
AirFloor 15 x 2 x 0.10 m

Extras

OV10 Blower  
Manometer (pressure gauge)  
Velcro attachments (per m)  
TrackConnect P1 (per m)  
Trolley



AIRFLOORS WITH CARPET BONDED FOAM ON TOP



UNDERNEATH THE CARPET BONDED FOAM

AIRTRACK P2



DISPLAYED SIZE	12 x 2 x 0.2 m
PACKED SIZE	120 x 80 x 40 cm
INFLATION TIME	1 min 30 sec



USE

The AirTrack P2 is the middle thickness mat. At 20 cm thick it's the perfect training tool for female artistic gymnastics. It provides enough bounce for tumbling and resembles the feel of an artistic floor.

The mat is 2 meter wide and pairs well with similarly thick 20 cm landing mats, creating a level stepping surface off or around the AirTrack P2 mat.

TRAINING OPTIONS

Combining an AirTrack P2 with foam blocks, landing mats, an AirBox or AirSteps greatly increases the amount of training possibilities.

SET-UP & BLOWER

The AirTrack P2 requires a Hitachi blower when used by young children. For older and heavier users, an additional OV10 blower is required to top up the pressure to prevent bottoming out.






“So... what's the difference between the AirTrack P2 and the AirFloor or AirTrack P3?”

Technically, it's just the thickness. The P2 is 20 cm thick, where the AirFloor is 10 cm and the P3 is 33 cm. However, this small difference in thickness leads to an entirely different use and feel.

In general; the higher the mat, the higher your jumps, At the same time, the thinner the mat, the higher the pressure in order to prevent you from bottoming out. High pressure leads to more stability, while low pressure provides more bounce and softer landings.

Depending on the sports you practice, but also your age, skill and weight, you may prefer one mat over the other. Not sure which would be best for you? Let us know and we'd be happy to advice!

INCLUDING

		
TRANSPORT BAG	USER MANUAL	HITACHI BLOWER

+ REQUIRED

DIMENSIONS

Item

AirTrack P2 6 x 2 x 0.20 m
AirTrack P2 8 x 2 x 0.20 m
AirTrack P2 10 x 2 x 0.20 m
AirTrack P2 12 x 2 x 0.20 m
AirTrack P2 15 x 2 x 0.20 m

Extras

Hitachi Blower
OV10 Blower
Manometer (pressure gauge)
Velcro attachments (per m)
TrackConnect P2 (per m)
StartRamp P2 (foam)

RECOMMENDED FOR

GYMNASTICS / RECREATIONAL GYM / PRE-SCHOOL GYMNAS-TICS / SCHOOL SPORTS / SHOWS GROUPS / CHEERLEADING / TRICKING / MARTIAL ARTS / FREERUNNING / ELDERLY GYM / FITNESS



AIRTRACK P3



DISPLAYED SIZE	12 x 2.8 x 0.33 m
PACKED SIZE	120 x 80 x 45 cm
INFLATION TIME	3 min 10 sec



USE

Our most popular mat; the P3 offers the greatest flexibility versatility of our AirProducts. Thick enough to prevent bottoming out of elite level power tumblers, while still allowing for the ability to drop the pressure and create a softer, bouncier surface for pre-rec and recreational athletes. A better, more versatile, closer to the ground substitute to the older continuous inflation mats.

TRAINING OPTIONS

The AirTrack P3 is an extremely versatile tumbling surface. The amount of play in the air pressure makes it an ideal basis for many different trainings.


The 2.8 m wide version can be used as a two-lane track, ideal for any training sessions with large (school) groups. Also, the extra width allows you to stand next to your athletes to spot without killing their bounce.

SET-UP & BLOWER

The AirTrack P3 requires a Hitachi blower.

**“Absolutely THE best all round training equipment!”**  
- Edwin Zegers, trainer top gymnastics at GTV Hazenkamp (NL)

INCLUDING



+ REQUIRED



DIMENSIONS

Item (2 m wide)

- AirTrack P3 6 x 2 x 0.33 m
- AirTrack P3 8 x 2 x 0.33 m
- AirTrack P3 10 x 2 x 0.33 m
- AirTrack P3 12 x 2 x 0.33 m
- AirTrack P3 15 x 2 x 0.33 m

Item (2.8 m wide)

- AirTrack P3 6 x 2.8 x 0.33 m
- AirTrack P3 8 x 2.8 x 0.33 m
- AirTrack P3 10 x 2.8 x 0.33 m
- AirTrack P3 12 x 2.8 x 0.33 m
- AirTrack P3 15 x 2.8 x 0.33 m

RECOMMENDED FOR

GYMNASTICS / RECREATIONAL GYM / PRE-SCHOOL GYMNASTICS / SCHOOL SPORTS / SHOWS GROUPS / CHEERLEADING / TRICKING / MARTIAL ARTS / FREERUNNING / ELDERLY GYM / FITNESS

Extras

- Hitachi Blower
- Manometer (pressure gauge)
- Velcro attachments (per m)
- TrackConnect P3 (per m)
- StartRamp P3 (foam)
- Trolley





# FREESTYLE





AIRTRICK



DISPLAYED SIZE6 x 8 x 0.33 m

PACKED SIZE120 x 80 x 60 cm

INFLATION TIME4 min 20 sec

RECOMMENDED FOR

GYMNASTICS / RECREATIONAL GYM / PRE-SCHOOL GYMNAS-TICS / SCHOOL SPORTS / SHOWS GROUPS / CHEERLEADING / TRICKING / MARTIAL ARTS / FREERUNNING / ELDERLY GYM / FITNESS

USE

More floor than tumbling strip, the AirTrick is very popular with Tricking, Parkour, Cheerleading, Show Groups and Trampoline Centers. That said, any training facility looking for a unique versatile floor space can benefit from the AirTrick.

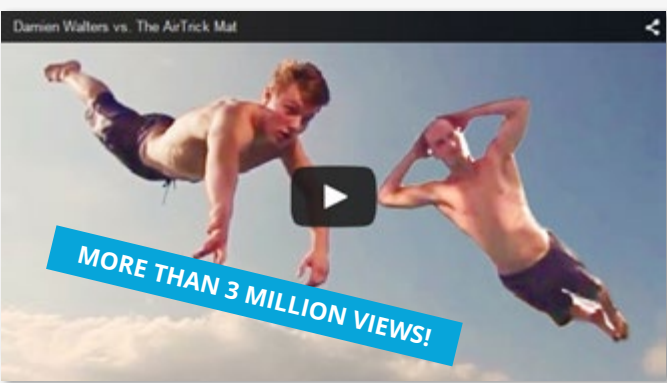

TRAINING OPTIONS

Perfect for static skills or presetup training stations. Setup mulitple stations to allow athletes to train at the same time or side by side. Within minutes, create new training floor space that can be taken down or moved if needed.

SET-UP & BLOWER

Inflate the AirTrick using the Hitachi blower - known for its high volume output - and rapidly transform the rolled up package into a multi-functional training floor!

The height of the AirTrick does not influence the price, so feel free to choose your ideal height (10, 20 or 33 cm) and a length and width that fit your gym best.



**Damien Walters vs the AirTrick mat**  
Check out stuntman / freerunner Damien Walters' insane YouTube hit! Search YouTube for the title above.

INCLUDING



TRANSPORT BAG




USER MANUAL

DIMENSIONS

Item
AirTrick 4 x 4 m
AirTrick 4 x 6 m
AirTrick 4 x 8 m
AirTrick 6 x 6 m
AirTrick 8 x 6 m


Please contact us for more info on non-standard sizes.



"AirTrack Factory challenged me to try out their AirTrick. When it arrived at our Derby Gym we started trying to take it to its limits right away. I'm still amazed at how much fun and variation the AirTrick keeps on offering. I'd definitely recommend AirTrack Factory's inflatable mats to any gym; it's great equipment for both recreational and professional sportsmen."

- Damien Walters

+ REQUIRED



HITACHI BLOWER (20 & 33 CM)



OV10 BLOWER (10 CM)

Extras
Hitachi Blower
OV10 Blower
Manometer (pressure gauge)
Velcro attachments (per m)
TrackConnect P3 (per m)
Trolley





# SETS





AIRJUMPY



USE

Probably our most multi-purpose training tool; the AirJumpy is a complete training set for the smaller all-round gyms. Every part of the set is equipped with Velcro so the separate parts can be used as building blocks, allowing you to create any combination you wish! The AirJumpy can be used for Gymnastic, Cheerleading, School Sports, Pre-School gym, FreeRunning and Parkour!

✓ TRAINING OPTIONS

Move the blocks around and create a training course that fits your group best! The blocks are easily locked in place using the Velcro strips that come with the set.

✚ UPGRADES


The standard AirJumpy comes with a 4 m AirTrack P2, which is ideal for pre-school and school gym. More advanced or older users may prefer the upgraded 6 m AirTrack P2. The small ramp (AirTriangle) is also available in a steeper version, sloping from 60 to 10 cm instead of 40 to 10 cm.

🕒 SET-UP & BLOWER

Easy to take along - easy to set up! The AirJumpy is specially designed for those that need easy and light-weight equipment. Set-up and packing are both just a matter of minutes. With the back to back Velcro you can easily stack all the parts or change your set! The standard AirJumpy set requires an OV10 blower. If you decide to upgrade to a 6 m long bottom mat, you'll also need a Hitachi blower.



AIRINCLINE



Standard part of the AirJumpy set but also great as a stand-alone training tool! Available in 40 and 60 cm height.

RECOMMENDED FOR

GYMNASTICS / RECREATIONAL GYM / PRE-SCHOOL GYMNASICS / SCHOOL SPORTS / SHOWS GROUPS / CHEER-LEADING / TRICKING / MARTIAL ARTS / FREERUNNING / ELDERLY GYM / FITNESS



INCLUDING



3 SMALL TRANSPORT BAGS



USER MANUAL



REQUIRED



OV10 BLOWER

📏 DIMENSIONS

Item

AirJumpy set (5 pcs)

- AirTrack P2 4 x 2 x 0.20 m **1 pc**
- AirBlock P2 1 x 2 x 0.20 m **2 pcs**
- AirBlock P3 1 x 2 x 0.33 m **1 pc**
- AirIncline 2 x 2 x 0.4-0.1 m **1 pc**

# pc Included in the AirJumpy set.

Extras

- AirTrack P2 **upgrade to 6 m** long
- AirIncline **upgrade to 60 cm** high
- OV10 Blower
- Hitachi Blower
- Manometer (pressure gauge)





AIRBOX



AIRSTEPS



DISPLAYED SIZE	2 m wide set
PACKED SIZE	100 x 60 x 40 cm
INFLATION TIME	1 min 30 sec



USE

These patented portable sets are combinations of 3 small AirTrack P3 elements that can be used stand alone or on Velcro-equipped AirTracks. An AirBox is a great alternative for a regular vault box, while the AirSteps allow more creative set-ups for FreeRunning and Parkour!

TRAINING OPTIONS

Use, 1, 2 or all 3 elements on top of an AirTrack for methodical training exercises, or use the complete set as a child friendly vault box! Using the AirBox, children will be learning faster with more fun and less injuries!

SET-UP & BLOWER

Set-up and packing are both just a matter of minutes. With the back to back Velcro you can easily stack all the parts or stack them on your AirTrack! These set requires an OV-10 blower, although a Hitachi blower can be chosen if every second counts!

RECOMMENDED FOR

GYMNASTICS / RECREATIONAL GYM /  
PRE-SCHOOL GYMNASTICS / SCHOOL  
SPORTS / SHOWS GROUPS / CHEER-  
LEADING / TRICKING / MARTIAL  
ARTS / FREERUNNING / ELDERLY  
GYM / FITNESS

INCLUDING



TRANSPORT BAG



USER MANUAL

+ REQUIRED



OV10 BLOWER

DIMENSIONS

Item

AirBox set (3 pcs) 2.0 m wide

AirBox set (3 pcs) 2.8 m wide

AirSteps set (3 pcs) 2.0 m wide

AirSteps set (3 pcs) 2.8 m wide

AirBox part 1.4 x 2.0 x 0.33 m

AirBox part 1.4 x 2.8 x 0.33 m

AirSteps all 2 m wide parts

AirSteps all 2.8 m wide parts

Extras

OV10 Blower

Hitachi Blower

Manometer (pressure gauge)



AIRRAMP



DISPLAYED SIZE	Standard set
PACKED SIZE	100 x 80 x 60 cm
INFLATION TIME	4 min 50 sec



The AirRamp is also known as ‘the accelerator’. In only two steps, enough speed is generated to practice air exercises with far less stress on the joints than on a regular training floor.

✓ TRAINING OPTIONS

This product is a combination of 3 items, the AirIncline base, an AirFloor top and AirBlock P3 take-off pad. The full set functions as an accelerator while the 3 individual parts can be used as stand alone training tools as well.

🕒 SET-UP & BLOWER

This set requires an OV-10 blower for the AirFloor and AirBlock, the Hitachi blower for the AirIncline.

RECOMMENDED FOR

GYMNASTICS / RECREATIONAL GYM /  
PRE-SCHOOL GYMNASTICS / SCHOOL  
SPORTS / SHOWS GROUPS / **CHEER-  
LEADING** / TRICKING / MARTIAL  
ARTS / **FREERUNNING** / ELDERLY  
GYM / FITNESS

📦 INCLUDING



TRANSPORT BAG



USER MANUAL

+ REQUIRED



OV10 BLOWER



HITACHI BLOWER

📏 DIMENSIONS

Item

AirRamp set

AirIncline 5 x 2 x 1.10-0.20 m

AirFloor 5.5 x 2 x 0.10 m

AirBlock P3 1 x 2 x 0.33 m

Extras

OV10 Blower

Hitachi Blower

Manometer (pressure gauge)


Trolley



NOW IN NEW COLORS!



NOW IN NEW COLORS!



NOW IN NEW COLORS!



**TRAINING  
SET NEW!**



AIRTRACK TRAINING SET



DISPLAYED SIZE	Standard set
PACKED SIZE	120 x 40 x 40 cm
INFLATION TIME FOOT PUMP	4 min 50 sec
INFLATION TIME OV10 BLOWER	55 sec

RECOMMENDED FOR

GYMNASTICS / RECREATIONAL GYM / PRE-SCHOOL GYMNAS-TICS / SCHOOL SPORTS / SHOWS GROUPS / CHEERLEADING / TRICKING / MARTIAL ARTS / FREERUNNING / ELDERLY GYM / FITNESS



USE

This set of 4 Mats and an AirRoll provides you with unlimited training variations. Thanks to the compact sizes you can just pick your spot in the gym and start training! Sturdy Velcro holds the mats in place to prevent movement during training.

TRAINING OPTIONS

This product is a combination of 5 items; the only limitation is your own creativity! All athletic disciplines can find a use for the AirTrack training set.



SET-UP & BLOWER

This complete set is inflated with our foot pump within 5 minutes! With the help of the built in manometer you'll always have your preferred pressure!


INCLUDED IN THE AIRTRACK TRAINING SET:




AIRBLOCK  
60 x 100 x 20 cm



2 x AIRBOARD  
60 x 100 x 10 cm



AIRROLL  
Ø 60 x 120 cm



AIRFLOOR  
300 x 100 x 10 cm

DIMENSIONS

Item

AirTrack Training Set

AirBoard 0.6 x 1 x 0.10 m 2 pcs

AirBlock 0.6 x 1 x 0.20 m 1 pc

AirFloor 3 x 1 x 0.10 m 1 pc

AirRoll Ø 0.6 x 1.2 m 1 pc

Foot pump with pressure gauge 1 pc

# pc Included in the AirTrack Training Set.

INCLUDING



FOOT PUMP (INCL. IN SET)



USER MANUAL

Extras

OV10 Blower

Manometer (pressure gauge)

Transport bag for complete set



NOW IN BLUE!





AIRROLLS



NEW COLOR!

NEW IN 2015! GREEN REPLACED WITH BLUE



**USE**  
The AirRoll is specially developed for young gymnasts to aid them in understanding rebound and balance. The three available sizes are suitable for small, average and tall gymnasts.

✓ TRAINING OPTIONS

The AirRolls are a good practice tool for the top-sport as well as a fun tool for children. Using the AirRoll, gymnasts can work on their rebound and balance.

🕒 SET-UP & BLOWER

Filling up an AirRoll is a matter of seconds using the OV10 blower!



NOW IN BLUE!



AIRROLL STABILIZER

A separate AirRoll Stabilizer is available to keep the AirRoll in place, allowing gymnasts to practice alone. This will also greatly speed up group exercises. Fits all AirRoll sizes!



NOW IN BLUE!

📏 DIMENSIONS

Item
AirRoll Blue Ø 0.6 x 1.2 m
AirRoll Yellow Ø 0.75 x 1.2 m
AirRoll Red Ø 0.9 x 1.2 m
AirRoll Stabilizer

Extras
OV10 Blower
Foot pump
Manometer (pressure gauge)



NOW IN BLUE!





# ACCESSORIES







ACCESSORIES





**OV10 BLOWER**  
For AirFloors and small, high pressure objects.

 22 x 25 x 18 cm  1.7 kg

OV10 blower specifications	Value
Air pressure capacity	0 - 250 mbar
Air volume flow capacity	0 - 1.7 m³ / min
Power input	1000 W





**HITACHI BLOWER**  
High volume output blower for large objects.

 34 x 22 x 19 cm  2.2 kg

Hitachi blower specifications	Value
Air pressure capacity	0 - 90 mbar
Air volume flow capacity	0 - 3.8 m³ / min
Power input	550 W



**FOOT PUMP**  
For the AirTrack Training Set and AirRolls.

 32 x 23 x 7 cm  1.4 kg

Foot pump specifications	Value
Air pressure capacity	300 mbar
Volume	6.5 L





**MANOMETER**  
Pressure gauge that measures up to 250 mbar.  
Fits all our inflatable objects.

 17 x 10 x 6 cm  0.3 kg






**TRACKCONNECT**  
Seamless connection between mats.  
Available for mats 10, 20 or 33 cm thick.

 100 x 20 x 20 cm  3 kg





**STARTRAMP**  
Providing a smooth transition to the mat.  
2 x 0.8 m, available in 20 and 30 cm height.

 **20 cm:** 200 x 80 x 20 cm  10 kg  
**30 cm:** 200 x 80 x 30 cm  11 kg



**TROLLEY**  
Transport your AirTrack with ease.  
Its foldble handle makes it easy to stow.

 100 x 70 x 40 cm  24 kg



# FAQ





## AIRTRACK FACTORY FAQ

### GENERAL

#### Are you active on social media?

Yes, we are! Follow our activity on Facebook: [www.Facebook.com/AirTrackFactory](http://www.Facebook.com/AirTrackFactory).

#### I would like to become an AirTrack Factory reseller, what should I do?

There are still many countries in which we do not have resellers yet. If you are interested, please send us an email or give us a call and we'd be happy to inform you about the possibilities.

#### We would like to test your products before we buy them, is this possible?

Yes, within The Netherlands there is the possibility to try our products for 1 week for free. You only have to arrange transport from and to our office in Nijmegen. Please contact us for rental options outside The Netherlands.

### ABOUT OUR PRODUCTS

#### What pressure should I use?

This depends on the product, sports type, skill level and weight of the users. Always use enough pressure not to bottom out and refill before every new training session. Check our [user manual](#) or our [website](#) for recommended pressure levels.

#### Is there a chance of damaging an AirTrack by over pressurizing it?

No, the extreme pressure needed to actually damage an AirTrack can not be reached with the blowers we supply nor the exercises you would do on it.

#### 24 Hours after inflation the airtrack is not hard enough anymore, do I need to repair this?

AirTracks are not designed to maintain their pressure overnight. Because of differences in temperature, they lose a bit of air. We always recommend to personalize the pressure before each training. When you have doubts, please contact us for a professional opinion.

#### What is the lifespan or your products?

Obviously this will depend on how the products are used and in what frequency. A lifespan of more than 7 years is definitely not uncommon.

#### What guarantees do you give on your products?

We give 2 years guarantee on our products.

#### What is the difference between these AirTracks and the old Tumble Traks?

The new generation AirTracks from the AirTrack Factory are really airtight. Therefore you do not need an expensive, big blower that makes a lot of noise. A small handblower is enough to inflate even the biggest AirTracks within 4 minutes. Also, the AirTrack is only 60% of the weight and resembles the real gymnastic floor much better.

#### How much do your mats weigh?

There's a slight difference between the different thicknesses but, as a rule of thumb, they weigh approx. 3 kg per square meter.

#### Do your AirBox and AirSteps fit on the AirTracks?

Yes, we produce the AirBox and AirSteps in widths of both 2.8 and 2 meter to match the AirTracks. Let us know the width of your AirTrack and we'll make sure everything fits. Your AirTrack will need Velcro attachments on the long sides to stick the AirBox or AirStep to. Please contact us for options and pricing.

### USAGE

*Above all, carefully read and follow up the instructions in the [user manual](#)!*

#### Can AirTrack mats be used outside?

When setting up the AirProduct outdoors, use a groundsheet to avoid damaging the AirProduct. ATF cannot guarantee the integrity of the mats on all surfaces and in all environments. Mats left outside unattended or in extreme elements can be damaged. Please keep in mind the outside temperature affects the air pressure inside the mats. Letting air out in the heat and putting air in in the cold is necessary for safety and preventing mat damage. See our [user manual](#) for more info.

#### Can shoes be worn on AirTrack mats?

It's important to remember that our mats - like all mats - hold up as well as they're treated. Therefore, we do not recommend wearing shoes on our products.

### MANUFACTURING

#### Are you the manufacturer of your mats?

Yes, and we are proud of it! Our mats are made of top quality, industrial strength materials that originate from inflatable boat production. We use the highest available quality valves, Velcro and small materials. All products are hand-made by industry professionals and under-go a strict quality control.

#### Where are AirTrack Factory mats made?

All mats are designed & engineered in the Netherlands. We have 2 manufacturing locations: Europe and China.

#### What type of quality control steps do you take?

- 1) All materials are sourced, bought, and controlled by AirTrack Factory.
- 2) All mats under-go a multipoint inspection before being shipped out including: being inflated for 16 hours to ensure airtight seals and pre-shipment pictures and videos documenting finished product.
- 3) Mats are individually labeled and documented so as to trace manufacturing time, crew and material.

#### What type of material is used to make AirTrack Mats?

All inflatable products use a material called Double Wall Fabric (DWF) consisting of 2 layers of coated vinyl with thousands of threads connecting the two. Our proprietary DWF is specially engineered for athletic training - it's called SportsDWF.

#### What does your 2 year manufacture warranty cover?

Our manufacturer warranty covers manufacturer defects, non-usage damage to all parts, including seams and surface.

### SERVICE AND REPAIR

#### What if I damage my AirTrack?

If it's airleaking; don't worry! 99% Of all damage is repaired within 10 mins using products available nearly world-wide. We have material and instructions ready for you and we'll assist you in every step of the repair.

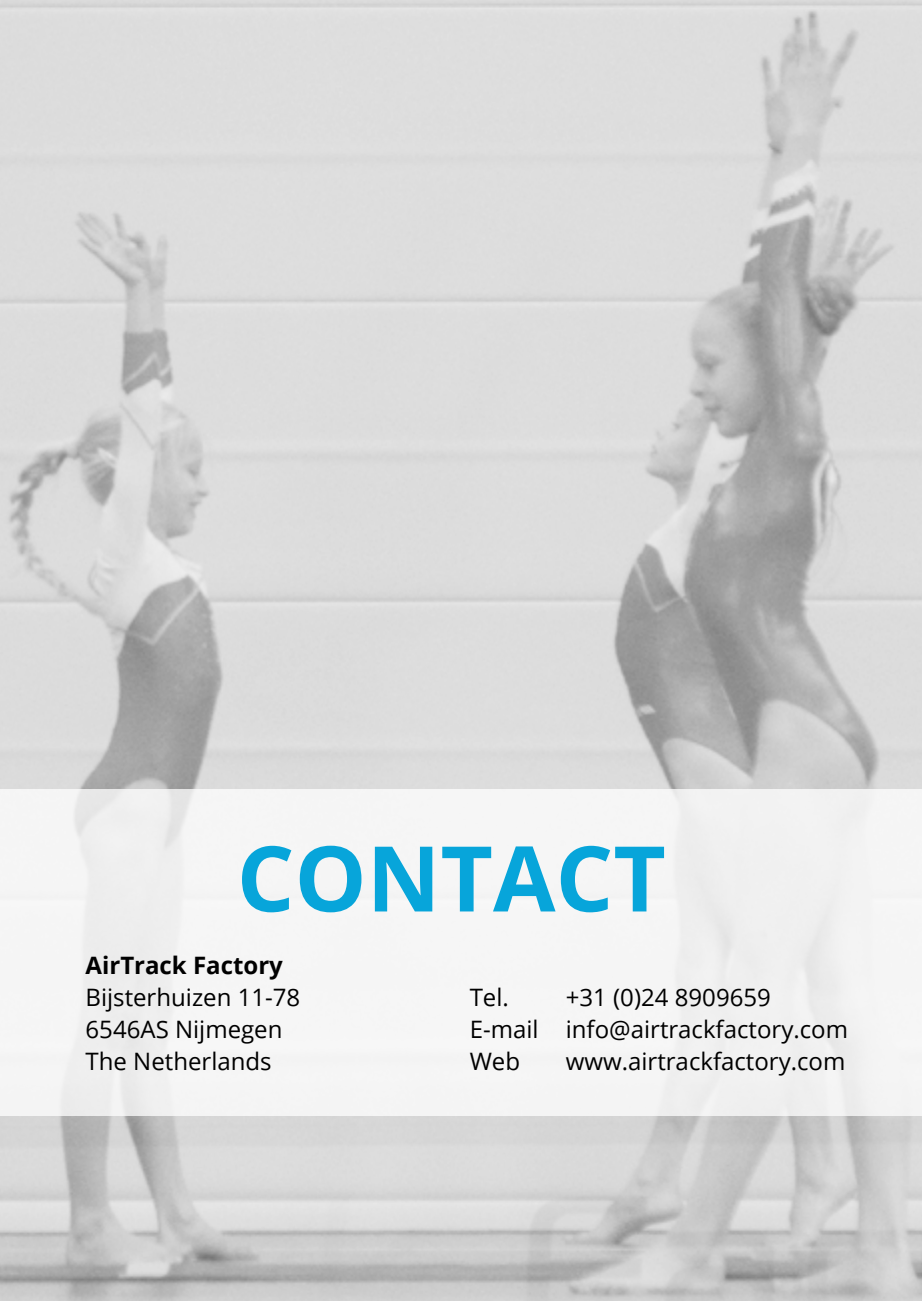
#### How to prevent damaging the valves?

Valves represent the greatest opportunity for failure. Some tips to prevent damage:

- 1) Be careful not to step on the valves.
- 2) The gasket around the valve helps keep it airtight; don't lose it!
- 3) Always close the valves when transporting to prevent damaging the mat and valves.



# AirTrack Factory



## CONTACT

**AirTrack Factory**

Bijsterhuizen 11-78  
6546AS Nijmegen  
The Netherlands

Tel.	+31 (0)24 8909659
E-mail	<a href="mailto:info@airtrackfactory.com">info@airtrackfactory.com</a>
Web	<a href="http://www.airtrackfactory.com">www.airtrackfactory.com</a>

**MORE FUN, LESS INJURIES!**