

COMP | *precision dynamic*

user manual

Comp

USER MANUAL

Revision 1

Copyright.

Comp © 2014-2015 Tek'it Audio.

No part of this documentation may be reproduced or transmitted in any form by any means, electronic or mechanical, including photocopying, recording, or any information storage and retrieval system, without written permission from Tek'it Audio.

VST is a trademark of Steinberg Media Technologies GmbH.

Microsoft, Windows, and the Windows logo are registered trademarks or trademarks of Microsoft Corporation in the United States and/or other countries.

All other trademarks and logos from these or other manufacturers written or shown on this documentation are property of their respective holders.

Table Of Contents

User License Agreement.....	4
Overview.....	6
Requirements.....	7
Installation.....	8
Demo Version.....	9
Using.....	10
Control Types.....	10
MIDI.....	12
Updates and Support.....	14
Clothing And Accessories.....	15
Other Products.....	16
Credits.....	18

User License Agreement

This User Licence Agreement is a legal agreement between you (either as an individual or a single entity) and Tek'it Audio for the product accompanying this document, which includes software and all associated media ("Software").

All copyrights to the Software are exclusively owned by the Author, Tek'it Audio. All rights not expressly granted here are reserved by Tek'it Audio.

Installing, copying, or using the Software signifies acceptance of the terms and conditions of this License Agreement. If you do not agree with the terms of this License Agreement you must remove the Software files from your storage devices and cease to use the Software.

You have the right to use this Software for music composition and sound design for both commercial and non-commercial projects. You have the right to use this Software for creating non-commercial preset libraries. For commercial preset libraries you should request a written or emailed permission of the copyright holder.

The Software may be freely distributed, with exceptions noted below, provided the distribution package is not modified in any way. No person or company may charge a fee for the distribution of the Software without written permission from the copyright holder. The Software may not be bundled or distributed with any other product without written or emailed permission of the copyright holder.

The user is granted a non-exclusive license to use the Software on one computer, for any legal purpose, at a time.

The Software including its files may not be rented or leased, or given away to the third person, but may be permanently transferred, if the person receiving it agrees to the terms of this License Agreement.

You may not use, copy, emulate, clone, rent, lease, sell, modify, decompile, disassemble, otherwise reverse engineer or transfer the licensed Software, or any subset of the licensed Software, except as provided for in this License Agreement.

Any such unauthorized use shall result in immediate and automatic termination of this license and may result in criminal and/or civil prosecution.

THIS SOFTWARE IS PROVIDED "AS IS" WITHOUT WARRANTY OF ANY KIND, EITHER EXPRESS OR IMPLIED, INCLUDING BUT NOT LIMITED TO, THE IMPLIED WARRANTIES OF MERCHANTABILITY, FITNESS FOR A PARTICULAR PURPOSE, NON-INFRINGEMENT OR ARISING FROM A COURSE OF DEALING, USAGE, TRADE OR PRACTICE.

Some jurisdictions do not allow the exclusion of implied warranties, so the above disclaimer may not apply to you.

IN NO EVENT SHALL THE AUTHOR BE LIABLE FOR ANY SPECIAL, DIRECT, INDIRECT, OR CONSEQUENTIAL DAMAGES OR ANY DAMAGES WHATSOEVER RESULTING FROM LOSS OF USE, DATA OR PROFITS, WHETHER IN AN ACTION OF CONTRACT, NEGLIGENCE OR OTHER TORTIOUS ACTION, ARISING OUT OF OR IN CONNECTION WITH THE USE OR PERFORMANCE OF THIS SOFTWARE.

All questions concerning this License Agreement shall be directed to:

e-mail: contact@tekit-audio.com

web: <http://tekit-audio.com>

Overview

Thank you for choosing Comp, Tek'it Audio compressor.

We hope you enjoy this software, and create music with him. Please, take the time to read this manual and learn how to exploit all the feature of Neogen.

Feature highlights

- ▶ Real time visualization.
- ▶ RMS and Peak compression.
- ▶ Soft and Hard knee.
- ▶ Attack range from 0.01ms to 0.9s.
- ▶ Wet/Dry mix for parallel compression.
- ▶ Zero Latency.
- ▶ Full MIDI automation support.
- ▶ Easy MIDI learn on all parameters.
- ▶ Preset manager, rename, copy, save, load...
- ▶ 29 Factory presets.

Requirements

This software is a "Virtual Studio Technologies" plug-in (VST), it work only with VST 2 compatible host software or on other host through the use of a VST adapter. It requires a host that transmit transport and tempo messages to work properly.

System requirements:

Operating System

- Microsoft® Windows® 8, 7, XP (SP2 or later), or Vista™.

CPU

- 1,5 GHz or higher with SSE2.

Memory

- 512 MB RAM or higher.

Graphics

- 1024x768 32 bit.

Audio

- Audio interface with ASIO driver support recommended and minimum 44kHz samples rates.

MIDI

- To use the automation a Host with automation features and for MIDI learn a MIDI interface and an external MIDI control device is required.

Installation

1. Simply run the installer program by double-clicking it, and follow the on-screen instructions.



2. Run your host software and load Comp. Consult your host documentation for information on how to do this.



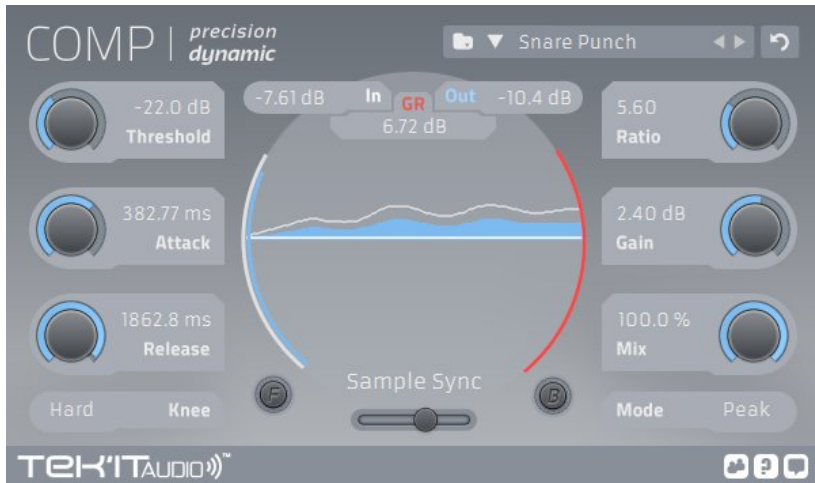
Our un-installer keep your system clean, all the files are deleted and there are no entry left in your Windows registry.

Demo version

The demo version gives you full functionality, but the sound stop after 10 minutes, a nag-screen will pop at the start and at the time limit.

To avoid this restrictions, you will need to purchase the full version. You can buy a license at <http://tekit-audio.com/shop/>

Using



Control Types

While using Comp, you will find that many parameters have similar controls. Hovering your mouse over a control will bring up a tooltip with its name or description.



Knob

To Turn a knob, click it and when drag upwards to move the knob to the right, drag downwards to move the knob to the left. For high precision control use Ctrl+Mouse. Double-click on it, reset it to the initial value of the preset.



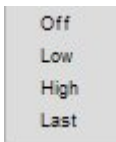
Switch

A two position switch, click on it to change the position.



Slider

Drag the knob to right or left. For high precision control use Ctrl+Mouse.



Popup Menu

Appears on a left click or right-click on a text or an icon to select a value.

MIDI

Comp have integrated MIDI learn and full automation on all parameters.

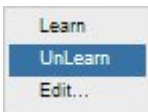
Integrated MIDI learn

All controls can be controlled by an external MIDI controller easily, simply right click on the parameters you want to control and the Learn pop-up menu appear.



Learn

Click on Learn, move a control on your MIDI device and it will automatically assigned.



UnLearn

Click on UnLearn will clear the controller.

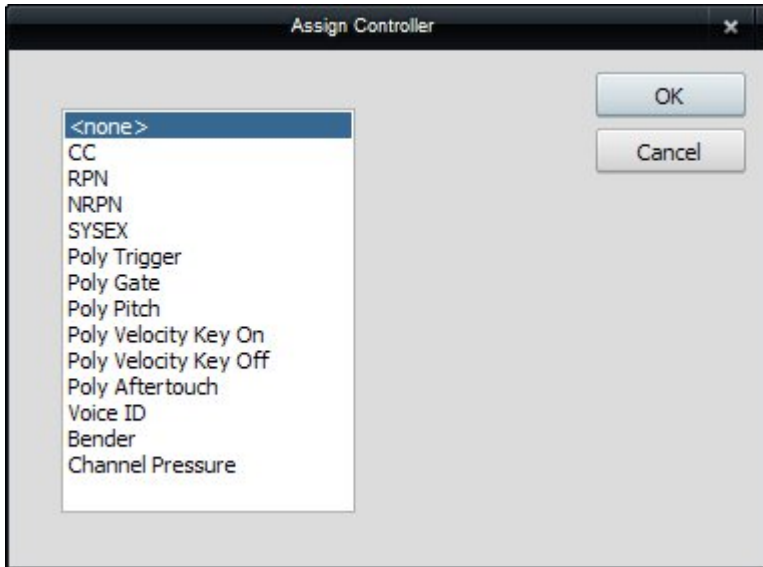


Some hosts (like FL Studio) filters MIDI CC messages coming from MIDI controller, integrated MIDI learn can't work properly in such hosts.

Edit...

Click on Edit will open the Assign Controller dialogue.

You can change manually the MIDI controllers using 7-bit MIDI Continuous Controller or High resolution 14-bit MIDI NRPN and RPN.



Automation

Each controls can be automated using your host automation features. Consult your host documentation for information on how to do this.

Updates and Support



Updates will be made available online on your account at <http://tekit-audio.com/my-ta/>

When a new update is released you will receive an email to notify you of its availability.



Additionally you can follow us on Twitter for instant updates and news at <http://twitter.com/TekitAudio>



For any help and support consult our online support at <http://tekit-audio.com/support/>



For support, ideas, complaints, testimonials, sound demo, presets and anything you feel is worth sharing, please use our contact form at <http://tekit-audio.com/contact-us/> .

If you prefer, you can contact our team directly by email at contact@tekit-audio.com

Clothing And Accessories

Show your support to Genobazz!



Hoodie, T-Shirt, Girlie Shirt, Stickers, Hooded Jacket and bag available!

International:

<http://tekit-audio.spreadshirt.com/>

Europe:

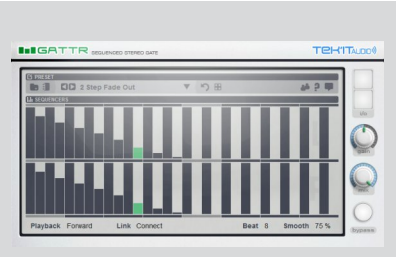
<http://tekit-audio.spreadshirt.fr/>

Other Products



Badass 2

Filter and distortion effects



GattR

Sequenced stereo gate



Genobazz R

Monophonic bass synthesizer



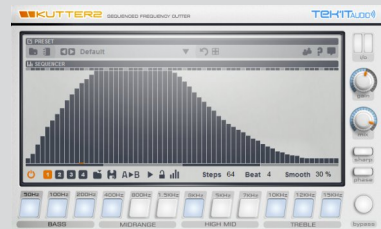
Genobazz Pro

Monophonic synthesizer



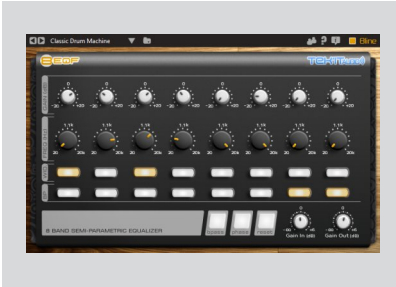
Arp-EG classic

Classic MIDI arpeggiator



Kutter 2

Sequenced frequency cutter



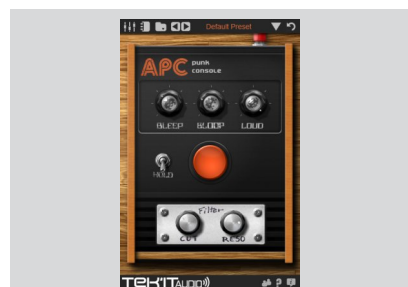
8eqf
8 band semi-parametric equalizer



8eqp
8 band parametric equalizer



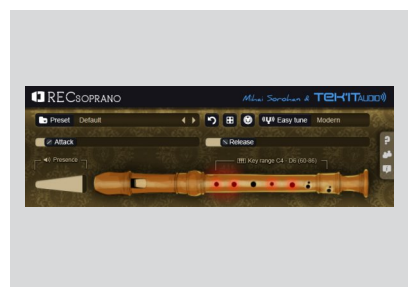
8kut
8 pads frequency cutter



APC
DIY punk console synthesizer



DubSiren
Dub siren synthesizer



RECSopRANO
Soprano recorder

Credits

Development & Design

Michaël Dubois

Product Management

Michaël Dubois

Additional Softwares

Chris Kerry

Jeff McClintock

Jordan Russell

Graphic Design

Michaël Dubois

Sound Design

John Finter

Michaël Dubois

Software Test

John Finter

Michaël Dubois

Documentation

Michaël Dubois

Demo Materials

Michaël Dubois

Create, play !

