

WEBLINK

Client User Manual



Accessing Your NPITC Account Online

For additional personal assistance regarding your online account access, please contact your Account Officer.

For Account Officer contact information, please see the “On-Line Help/Contact Us” section of this manual (page 10), or call toll-free at 1.800.826.5534.

www.npitc.com

Table of Contents

CLIENT INTERNET ACCESS -----	3
Welcome to WebLink-----	3
Accessing Your Portfolio via the Client Web Site-----	5
User Login Instructions-----	5
ON-LINE HELP -----	10
SYSTEM NAVIGATION -----	11
Start Page-----	11
Downloading and Printing -----	12
Downloading While Viewing a Report -----	12
Downloading Reports from File Download Menu -----	12
Printing-----	13
WebLink Features -----	13
REPORT VIEWS-----	14
Holdings -----	15
Taxlots -----	15
Account List-----	16
Investment Summary-----	16
Available Cash -----	17
Transactions-----	18
Posted Transaction Date Selection -----	19
Pending Transaction Activity-----	19
Cash Projection -----	19
REPORT OPTIONS-----	20
MY REPORTS-----	21
USER OPTIONS -----	22
Change Password-----	22
Change Email Address-----	22

Client Internet Access

Welcome to WebLink

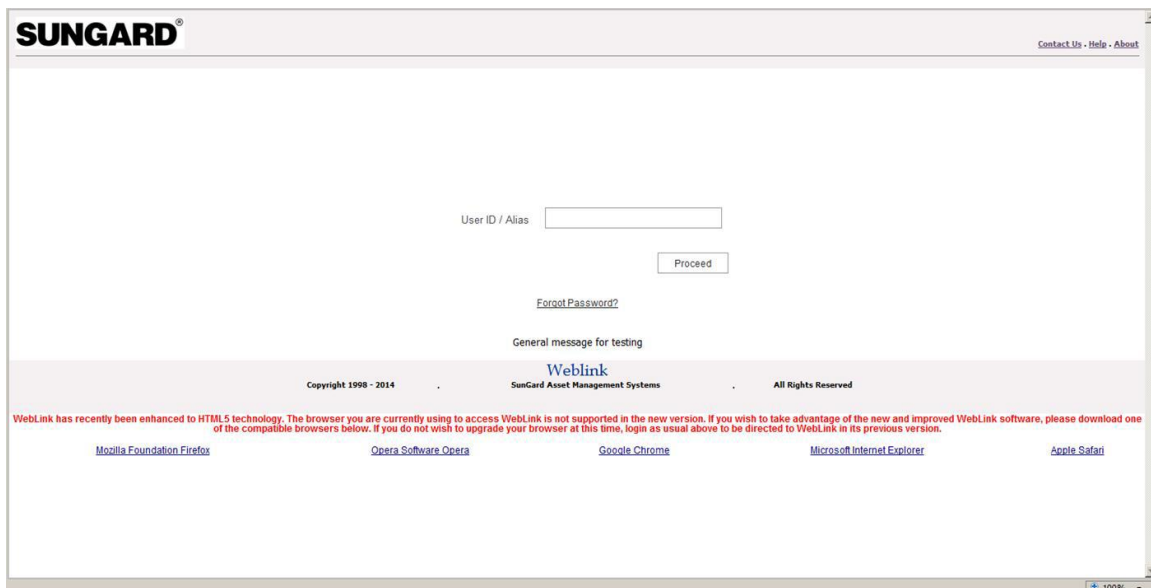
National Penn Investors Trust Company (NPITC) welcomes you to WebLink. The WebLink product provides you with 24-7 access to your investment portfolio.

The security of your information is one of our highest priorities. With this in mind, NPITC's WebLink site requires you to step through a multi-factor authentication process. The WebLink authentication process was created specifically to help protect your privacy and adhere to the standards published by the FFIEC (Federal Financial Institutions Examination Council). This guide walks you through this process.

WebLink's supported browsers include versions of Internet Explorer, Chrome, Firefox, Safari, and Opera.

Browser and Version
Microsoft Internet Explorer 9, 10 and 11
Google Chrome 27.0
Mozilla Firefox 25.0.1
Apple Safari 6.0.5
Opera Software 17.0

The following example displays the message received if the your browser version is not compatible with new HTML5 version of WebLink.



If you log in and are not using a supported browser version, you will be presented with a screen that gives you the opportunity to upgrade your browser.

If the browser is a supported version, you will be directed to the new HTML5 WebLink site after logging in. If the browser is not a supported version, you are given an opportunity to upgrade, or you can continue to log in without upgrading, but you will be redirected to the older version of the WebLink site. If you need help with the older version of WebLink, please contact your Account Officer to obtain the proper WebLink User Manual

New Site (HTML5)

The screenshot shows the new HTML5 WebLink site interface. At the top, there is a navigation bar with the National Penn Investors Trust logo and user information: "Welcome, Christian Doyle (NWL) User Options Sign Out Help Contact". Below this is a secondary navigation bar with tabs for "Available Cash", "Transactions", "Holdings", "Taxlots", "Cash Projection", "Accounts", "File Download", and "My Reports". The account identifier "2299000042 - LARGE CAP" is displayed on the right.

The main content area is titled "INVESTMENT SUMMARY" and "LARGE CAP Portfolio". It displays the following data:

Total Market Value	\$1,289,301.33	Year to Date Long Term Gain/Loss	\$54,922.67
Total Cost	\$771,078.88	Year to Date Short Term Gain/Loss	\$1,979.67
Investment Authority	NONE	Year to Date Qualified 5 Year Gain/Loss	\$0.00

To the right of the data is a pie chart representing the "Investment Objective Equity Only".

Old Site

The screenshot shows the old WebLink site interface. At the top, there is a navigation bar with the National Penn Investors Trust Company logo and user information: "Last Login: 06/11/2008 07:56:37.92 EDT Contact Us User Options Help About Logout". Below this is a secondary navigation bar with tabs for "My Accounts", "Transactions", "Projections", and "File Download".

The main content area is titled "Investment Summary" and displays the following data:

Investment Category	Book Value	Tax Cost	Market Value	% of Portfolio
Cash and Equivalents	3,476.20	3,476.20	3,476.20	0.733
Equity Securities	407,294.02	407,294.02	470,677.43	99.267
TOTAL ACCOUNT	410,770.22	410,770.22	474,153.63	100.000

Below the table is an "Investment Overview" section with the following data:

Net Due To/Due From Broker	0.00
Year to Date Long Term Gain/Loss:	5,439.24
Year to Date Short Term Gain/Loss:	-81.31
Year to Date Qualified 5 Yr Gain:	

Below this is an "Investment Profile" section with the following data:


Investment Objective:	Equity Only
Investment Authority:	SOLE

To the right of the table is a pie chart representing the "Investment Objective Equity Only". The legend indicates that the pink slice represents "Cash and Equivalents" and the green slice represents "Equity Securities".

Accessing Your Portfolio via the NPITC Web Site

Navigate to the NPITC website: www.npita.com

Simply click on the “Account Access” link, which can be found on right side of the NPITC homepage. The **WebLink** Login screen then appears.



If you prefer to access the login site through a saved Favorite or Bookmark, you will need to save the **login page address**:

https://iaf.infinity.com/IAF_IdP/ITCTRPWL/plugins/common/app.xhtml?ClientID=WeblinkUI

User Log On Instructions:

If you are using WebLink for the first time, you will enter the User ID and Password supplied by your account officer. WebLink will then prompt you to change your initial password to a new password of your choosing.

Your password must be 8 or more characters in length and contain at least one of each of the following character types:

1. Alpha (the choice of upper and lower case is optional)
2. Numeric
3. Special (for example, # \$ & etc.)

The password is case sensitive and may not contain spaces. If the new password you enter does not adhere to these standards, you will be prompted to try again.

The following screen shots and information are to assist you with the WebLink login steps.



User ID

[Forgot Password?](#)

We are pleased to announce an upgrade to the WebLink system, scheduled to take place early Monday morning, December 8, 2014.

If you have this current site bookmarked, please visit NPITC.com after Monday morning and click on "Account Access" on the left-hand navigation bar to get to the new web address. Please use this new address to update your bookmark.

As always, we appreciate your continuing confidence in us.

Copyright 1998 - 2014 **WebLink** SunGard Asset Management Systems All Rights Reserved

Enter your User ID and click on Proceed

If you are logging on to WebLink from an unregistered computer, you will be prompted for a password and the answer to one of your security questions.



User ID

Password

What is your favorite vacation destination?

Desktop Registration Yes, this is my computer that I use regularly.
 No, this is not my computer.

If you are using this computer at home or work, you can register this computer so you can skip the security questions or PIN Code in the future. This should only be done on your own secure computer where nobody else uses it (never select this option on a shared computer in a public location).

[Forgot Password?](#)



Enter your current Password. You can elect to have the site remember your computer, if you wish, and you will not be prompted for the security question in the future. Click on Sign In.

If you are logging on to WebLink from a registered computer, you will be prompted for your password only.



User ID

Password



[Forgot Password?](#)

Enter your current Password. Click on Sign In.

If this is the first time you have logged into the WebLink site, enter the password we assigned to you, and you will be prompted to change your assigned password.

Change Password CLIENT01

This page allows you to update your password
The Following rules apply when you change your password:
New Password must contain at least 4 characters.
New Password must contain at least 1 different character(s) from previously used password.

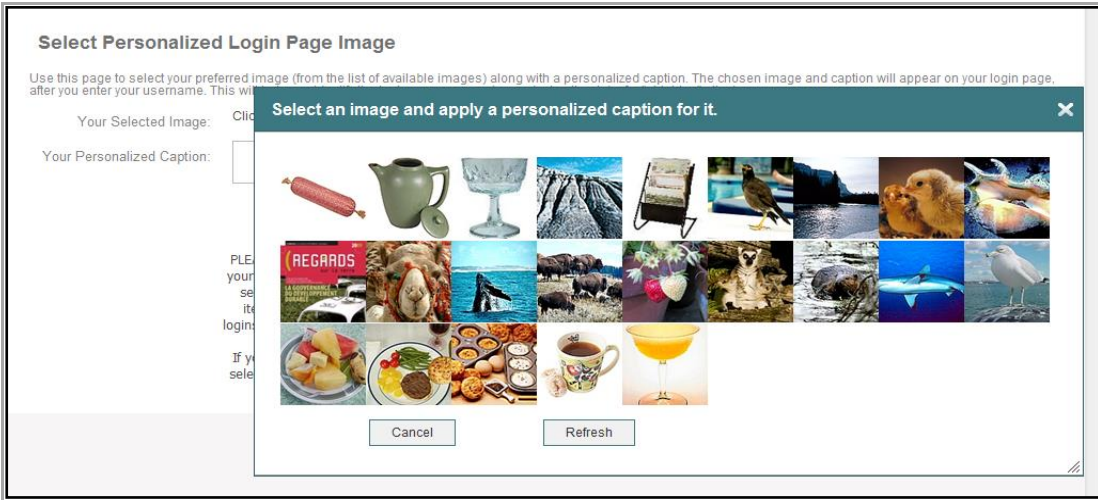
Old Password:

New Password: Strong

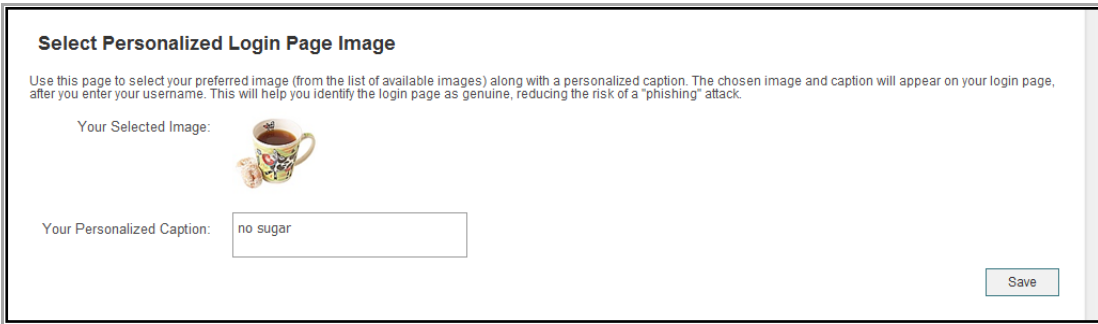
Confirm New Password:

Enter a new password at the **New Password** and **Confirm New Password** boxes, following the password requirements. Click on **Change Password**.

You will then be prompted to select an image and personalized caption, which both will become part of your login process from this point forward. The purpose of the image and caption is to thwart others from using a fraudulent website to persuade you into disclosing your password. The personalized picture and caption are a verification check, to ensure you are logging into the genuine WebLink site, and your login screen will always display the image and caption.

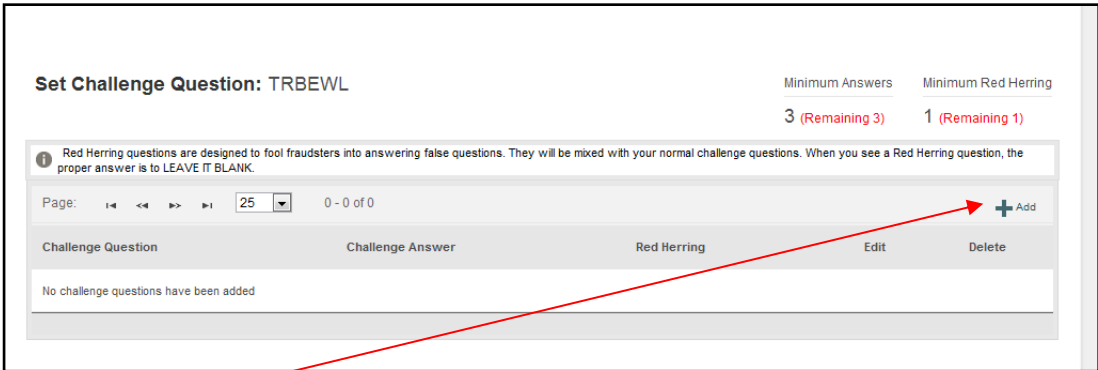


Click on an image.

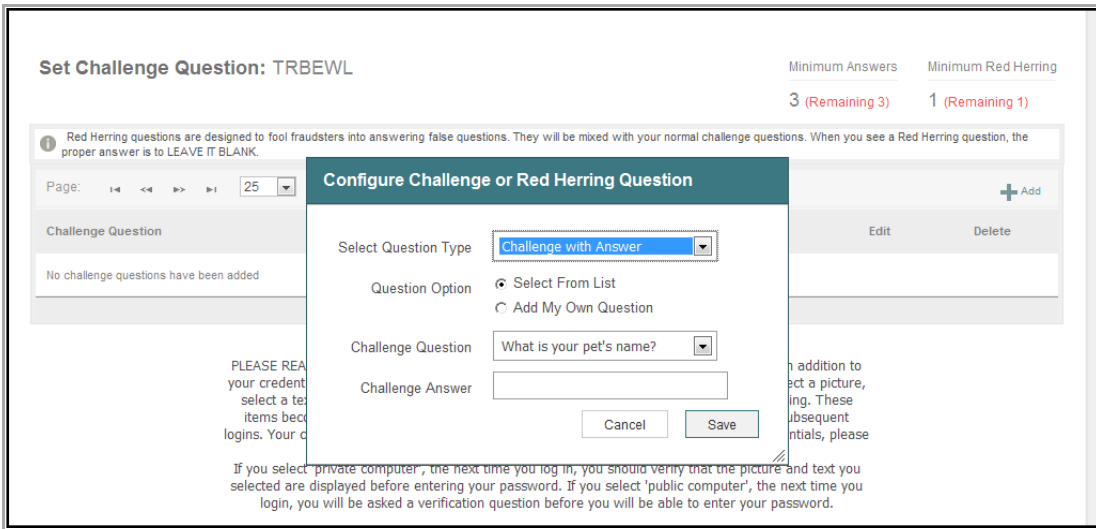


Enter a personalized caption and click on **Save**.

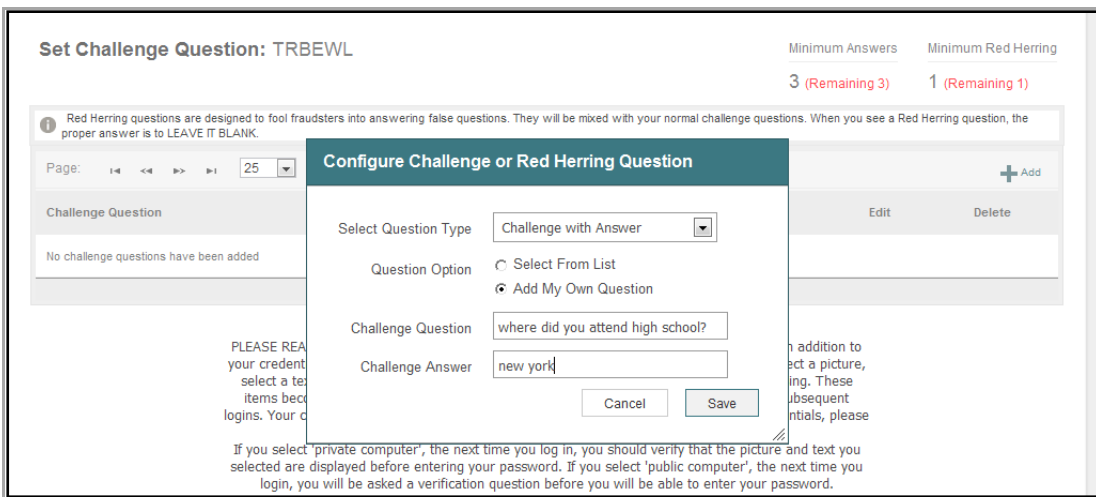
You must set at least three Challenge Questions with valid responses.



Click on **Add** to set each question.



You can select your questions from a list of pre-defined questions, or you can add your own question(s). Click on **Save** after you have entered your answer.



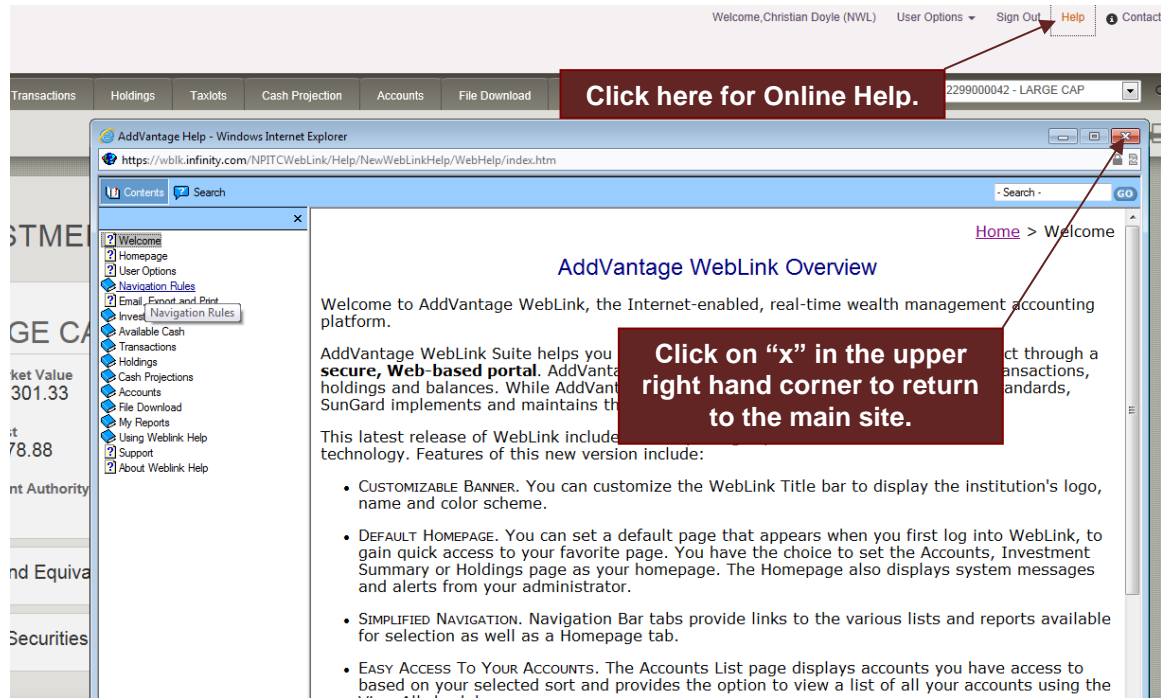
Once you have set your Challenge Questions, you will be logged into the WebLink site.

Click on User Options at the top right-hand side of your screen. Choose the Email tab and enter your email address in both boxes and submit. This will allow you to automatically request a temporary password, should you forget your password when signing on.

Forgot your password? Enter your User ID and click on Forgot Password. A temporary password will be automatically sent to your email address. This feature is available only after you have completed your initial setup as described previously.

On-Line Help

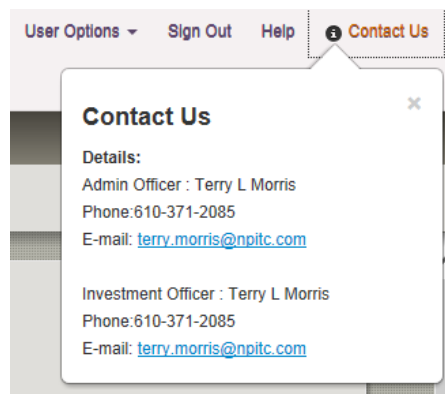
The WebLink site includes an online help menu. When you access the "Help" area, the following view is presented. When you click on any of the underlined topics (for example, Navigation Rules), the information regarding that topic (Navigation Rules) will be displayed. The "Help" area includes complete instructions for using all areas. To exit the "Help" area, click on the "X" button in the upper right-hand corner of the screen.



Reviewing the Help information thoroughly will allow you to take full advantage of the features offered in WebLink. Click on any topic to view its details.

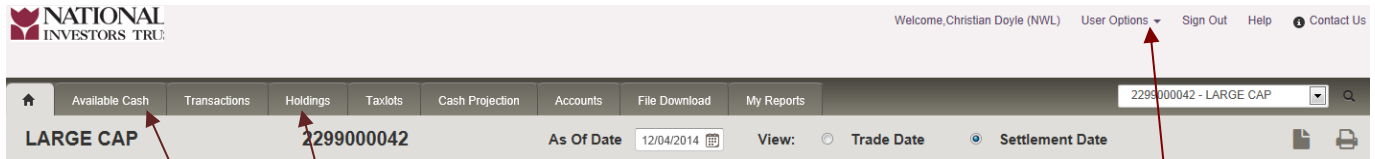
Contact Us

To view your Account Officers' contact information, click the "Contact Us" link in the upper right-hand corner of the screen, and then view the information within the pop-up window.



System Navigation

Each tab within the Navigation Menu Bar represents a different grouping of reports or specific actions that you may take. When accessing specific reports or pages, you can click on certain areas and links to "drill down" to a more detailed level of information. In addition to this User Manual, you can refer to on-line help to learn more about each area.



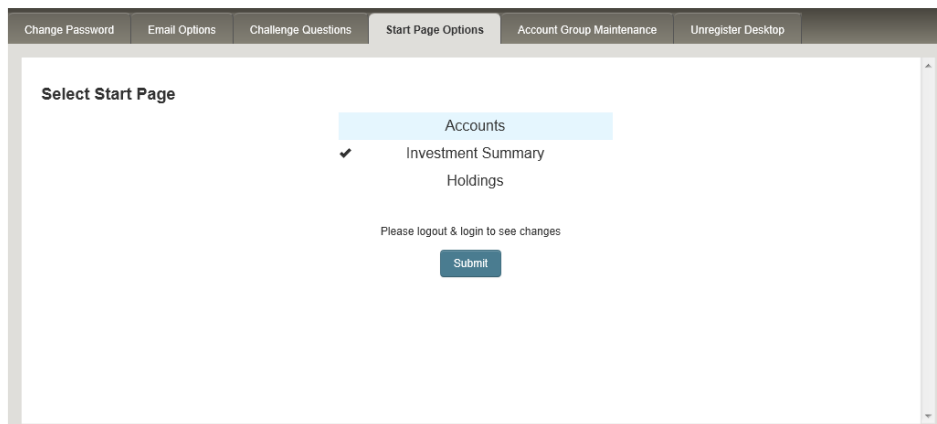
The navigation tabs categorize information into categories; each represents information that can be accessed from within that page.

Your User Options (change start page, password, email, etc.) are available here.

Links to WebLink Reports and features are displayed across the top of your screen via a tab structure.

Start Page

You can change the "start page" in WebLink. Click User Options, then Start Page Options, and then select the Accounts, Investment Summary or Holdings pages. Changes made here take effect the next time you log in.



Downloading and Printing

The ability to print and download, as well as to view data as of a certain date and on a traded or settlement basis, is available in each view.

Downloading While Viewing a Report

The screenshot shows the National Investors Tru website interface. At the top, there's a navigation bar with 'Available Cash', 'Transactions', 'Holdings', 'Taxlots', 'Cash Projection', 'Accounts', 'File Download', and 'My Reports'. The main content area displays a report for 'LARGE CAP' with account number '2299000042'. The report includes summary statistics like 'Total Market Value' (\$1,289,301.33) and 'Total Cost' (\$771,078.88). A pie chart is visible on the right. A red arrow points to an 'Export' button in the top right corner of the report area. A dark red callout box with white text says: 'To download the information for the current view, click on the Export button.'

Downloading Reports from File Download Menu

The screenshot shows the 'File Download' menu in the National Investors Tru website. The 'File Download' tab is selected in the top navigation bar. A red arrow points to this tab. A dark red callout box with white text says: 'To download specific information, click on the File Download tab, and use the menu options to select the data to be downloaded.' The menu includes options for 'Select Output Format' (Excel), 'My Template' (-- Select --), 'Select View' (Traded, Settled), and 'Data To Export' (a dropdown menu with options like Account Balance, Cash Projections, etc.). There are also sections for 'Available Data Elements', 'Available Accounts', 'Selected Data Elements', and 'Accounts To Download'.

Printing


Available Cash Transactions Holdings Taxlots Cash Projection Accounts File Download My Reports 2299000042 - LARGE CAP



RGE CAP 2299000042 As Of Date 12/04/2014 View: Trade Date Settlement Date

To print a report of the current view, click on the Print button.

INVESTMENT SUMMARY

LARGE CAP Portfolio

Total Market Value \$1,289,301.33	Year to Date Long Term Gain/Loss \$54,922.67	 Investment Objective Equity Only
Total Cost \$771,078.88	Year to Date Short Term Gain/Loss \$1,979.67	
Investment Authority NONE	Year to Date Qualified 5 Year Gain/Loss \$0.00	

Cash and Equivalents	Cost \$8,308.05	Market Value \$8,308.05	 0.644% ▶
Equity Securities	Cost \$762,770.83	Market Value \$1,280,993.28	 99.356% ▶

The **Print** button creates a printer-friendly PDF file, based on the current page being viewed.

WebLink Features

Available features include:

- Immediate access to your portfolio information from any location via the Internet.
- Portfolio information displayed on a “Settled” or “Traded” basis.
- Portfolio information displayed on “Current” or “As-of-Date” basis.
- Long- and short-term Gains/Losses.
- User selected options for customization of data displayed on reports.
- Ticker symbol hyperlinks direct to an online quote at Yahoo Finance.
- Portfolio information displayed graphically.
- Cash projection information.
- Reports that are viewable and printable.
- Drill down capabilities for viewing individual asset or transaction detail, including individual tax lot information for each asset.
- Download of information into a spreadsheet format, such as Excel.

Report Views

Upon signing in to WebLink, you are presented with your user-defined home page (Investment Summary, Accounts, or Holdings). The default page view you choose as your homepage will have its tab in the Navigation Menu Bar replaced with the Home Icon.

If you have been set up for access to more than one account, a drop down menu provides a list of the accounts to which you have access. You may also lookup accounts by name or account number via the “Look Up” (magnifying glass) button.

Click for Calendar display. You may view information from a previous date.

Accounts can be selected via drop down or the lookup menus.

All Reports can be printed or saved to your hard drive.

Settled or Trade date reporting available.

Click on an investment category to drill down view details of specific investments.

NATIONAL INVESTORS TRU.

Available Cash Transactions Holdings Taxlots Cash Projection Accounts File Download My Reports 2299000088 - CORE FIXED

CORE FIXED 2299000088 As Of Date 12/04/2014 View: Trade Date Settlement Date

INVESTMENT SUMMARY

CORE FIXED Portfolio

Total Market Value \$1,077,827.91	Year to Date Long Term Gain/Loss \$8,691.38	<p>Investment Objective Fixed Income Only (TX)</p>
Total Cost \$1,043,808.99	Year to Date Short Term Gain/Loss \$-38.00	
Investment Authority NONE	Year to Date Qualified 5 Year Gain/Loss \$0.00	

Cash and Equivalents	Cost \$5,000.38	Market Value \$5,000.38	0.464% ▶
Debt Securities	Cost \$1,038,808.61	Market Value \$1,072,827.53	99.536% ▶

Other views are available by simply clicking on the desired report tab within the Navigation Bar.

Holdings

This report displays individual assets held in the account.

HOLDINGS

Description Sort By: Security Name Investment Category Industry Sector Investment Category Then Sector

Ticker	CUSIP	Description	Units	Tax Cost	Market Value	Unrealized Gain / Loss		+
AAP	00751Y106	ADVANCE AUTO PARTS INC	677	\$42,752.12	\$103,750.25	\$60,998.13		
AME	031100100	AMETEK INC COM	2,492	\$13,163.10	\$128,936.08	\$115,772.98		
AJG	363576109	ARTHUR J GALLAGHER & CO COM	1,548	\$51,597.14	\$75,310.20	\$23,713.06		
BIG	089302103	BIG LOTS INC	924	\$35,716.57	\$44,305.80	\$8,589.23		
BR	11133T103	BROADRIDGE FINL SOL LLC COM	1,825	\$22,862.22	\$82,745.50	\$59,883.28		
BRO	115236101	BROWN & BROWN INC COM	2,797	\$89,970.52	\$91,461.90	\$1,491.38		
CDNS	127387108	CADENCE DESIGN SYSTEMS, IN...	3,461	\$44,677.01	\$64,270.77	\$19,593.76		
CHD	171340102	CHURCH AND DWIGHT CO INC C...	1,271	\$54,153.42	\$97,002.72	\$42,849.30		
CBSH	200525103	COMMERCE BANCSHARES INC C...	2,349	\$85,770.31	\$100,349.28	\$14,578.97		
CR	224399105	CRANE CO COM	1,119	\$76,926.79	\$65,528.64	\$-11,398.15		
DLX	248019101	DELUXE CORPORATION COM	2,220	\$89,734.66	\$132,245.40	\$42,510.74		

Hyperlink to Yahoo Finance online quote

Click to drill down for a single investment's tax lot information.

Taxlots

Available Cash Transactions Holdings **Taxlots** Cash Projection Accounts File Download My Reports 2299000104 - MID CAP

AP 2299000104 As Of Date 12/04/2014 View: Trade Date Settlement Date

TAXLOTS

Description	Tax Lot #	Units	Unit Cost	Tax Cost	Market V...	Unrealize...	Acquired Date		+
NATIONAL PENN BA... CUSIP #217991553 U...	2,269	18,057.96	1	\$18,057.96	\$18,057.96	\$0.00	11/15/2011		
	2,669	499.89	1	\$499.89	\$499.89	\$0.00	12/04/2014		
COMBINED LOT TOTAL		18,557.85		\$18,557.85	\$18,557.85				
ADVANCE AUTO PA... CUSIP #00751Y106 U...	2,251	657	62.99	\$41,383.12	\$100,685.25	\$59,302.13	09/20/2011		
	2,271	20	68.45	\$1,369.00	\$3,065.00	\$1,696.00	11/15/2011		
COMBINED LOT TOTAL		677		\$42,752.12	\$103,750.25				
AMETEK INC COM CUSIP #031100100 U...	1,237	1,607.75	5.34	\$8,584.65	\$83,184.99	\$74,600.34	11/26/2002		
	1,261	884.25	5.18	\$4,578.45	\$45,751.09	\$41,172.64	01/30/2003		
COMBINED LOT TOTAL		2,492		\$13,163.10	\$128,936.08				

Account List

	Cash Balance	Market Value	Tax Cost
CENTRAL ACCOUNT (3)	\$31,866.28	\$5,728,411.09	\$3,929,886.16
GROUP ACCOUNT (0)	\$0.00	\$0.00	\$0.00
MASTER ACCOUNT (0)	\$0.00	\$0.00	\$0.00

<input type="checkbox"/>	Name	Account Number	Cash Balance	Market Value	Tax Cost
<input type="checkbox"/>	LARGE CAP	2299000042	\$8,308.05	\$1,289,301.33	\$771,078.88
<input type="checkbox"/>	CORE FIXED	2299000088	\$5,000.38	\$1,077,827.91	\$1,043,808.99
<input type="checkbox"/>	MID CAP	2299000104	\$18,557.85	\$3,361,281.85	\$2,114,998.29

This view is available if you have access to multiple accounts, to view a summary report for the listing of accounts.

Investment Summary

MID CAP Portfolio		Investment Objective Equity Only	
Total Market Value	\$3,361,281.85	Year to Date Long Term Gain/Loss	\$217,458.65
Total Cost	\$2,114,998.29	Year to Date Short Term Gain/Loss	-\$24,156.83
Investment Authority	NONE	Year to Date Qualified 5 Year Gain/Loss	\$0.00
Cash and Equivalents	Cost \$18,557.85	Market Value \$18,557.85	0.552% ▶
Equity Securities	Cost \$2,096,440.44	Market Value \$3,342,724.00	99.448% ▶

Equity Securities		Cost	Market Value				
		\$2,096,440.44	\$3,342,724.00	99.448%			
Market Value	% of Category	Description	Cost	Security Identifier	Units		
\$103,750.25	3.104%	ADVANCE AUTO PARTS INC	\$42,752.12	AAP	677		
\$128,936.08	3.857%	AMETEK INC COM	\$13,163.10	AME	2,492		
Date Acquired	Tax Lot No.	CUSIP	Units	Unit Tax Cost	Tax Cost	Unrealized Gain/(Loss)	Market Value
11/26/2002	1237	031100100	1,607.75	\$5.34	\$8,584.65	\$74,600.34	\$83,184.99
01/30/2003	1261	031100100	884.25	\$5.18	\$4,578.45	\$41,172.64	\$45,751.09
\$44,305.80	1.325%	BIG LOTS INC	\$35,716.57	BIG	924		
\$82,745.50	2.475%	BROADRIDGE FINL SOL LLC COM	\$22,862.22	BR	1,825		

Within the Investment Summary page, click the arrows to drill down to more detailed information for single asset classes or investments.

Available Cash

The report displays account liquidity, including cash and cash equivalents.

AVAILABLE CASH		
Description	Principal Cash	Income Cash
Income Overdraft Inception Date:		
Income Cash		\$302,333.37
Principal Overdraft Inception Date:		
Principal Cash	\$-302,333.37	
Cash Management Funds		
NATIONAL PENN BANK CASH MANAGEMENT #1	\$18,557.85	\$0.00
Total Cash Balances	\$-283,775.52	\$302,333.37

Transactions

AP 2299000104

TRANSACTIONS

Posted Transactions

	Income Cash	Principal Cash	Net Cash
Beginning Balance	\$300,771.33	\$-300,771.33	\$0.00
Ending Balance	\$302,333.37	\$-302,333.37	\$0.00

Date Range M

Posting Date	Transaction Description	Ticker	CUSIP	Net Cash	Principal C...	Income Cash	Tax Cost	+
12/01/2014	DIVIDEND ON 1,271 SHS...	CHD	171340102	\$394.01	\$0.00	\$394.01	\$0.00	
12/01/2014	DIVIDEND ON 2,220 SHS...	DLX	248019101	\$666.00	\$0.00	\$666.00	\$0.00	
12/01/2014	PURCHASED 1,060.01 U...	NPB1	217991553	\$-1,060.01	\$-1,060.01	\$0.00	\$1,060.01	
12/01/2014	INTEREST ON NATIONA...	NPB1	217991553	\$2.14	\$0.00	\$2.14	\$0.00	
12/01/2014	PURCHASED 2.14 UNITS...	NPB1	217991553	\$-2.14	\$-2.14	\$0.00	\$2.14	
12/01/2014	TAX LOT ADJUSTMENT...	NPB1	217991553	\$0.00	\$0.00	\$0.00	\$-1,060.01	
12/01/2014	TAX LOT ADJUSTMENT...	NPB1	217991553	\$0.00	\$0.00	\$0.00	\$-2.14	
12/01/2014	TAX I OT ADJUSTMENT	NPB1	217991553	\$0.00	\$0.00	\$0.00	\$1,062.15	

Click on an individual transaction to drill down and see the Transaction Details

Posted Transaction Details

Account Number: 2299000104
Transaction Type: DIV

Posting Date	12/01/2014	Transaction Number	
Transaction Description	DIVIDEND ON 1,271 SHS CHURCH AND DWIGHT CO INC COM AT 0.31 PER SHARE PAYABLE 12/01/2014 EX DATE 11/06/2014	Cusip	171340102
Trade Effective Date	12/01/2014	Principal Investment Change	\$0.00
Settlement Date	12/01/2014	Income Investment Change	\$0.00
Principal Cash	\$0.00	Income Cash	\$394.01
Principal Share Change	0	Income Share Change	0
Vault Number		Check Number	
Tax Code	1	Tax Code Description	DIVIDENDS - QUALIFIED
Income Code		Income Code Description	
Disbursement Code		Disbursement Code Description	
Broker Code		Broker Code Description	
Registration Code		Registration Code Description	
Funds Code	0	Funds Code Description	FED FUNDS
Market Value	\$0.00	Book Value	\$0.00
Gain Loss Amount	\$0.00	Agent Fees	
Bank Fees		Trade Services Fees	\$2.14
Fed Tax Cost	\$0.00	Other Fees	\$60.01
Fees And Postage		Broker Commission	0
Accrued Interest	0		

Posted Transaction Date Selection

TRANSACTIONS									
Posted Transactions				Income Cash	Principal Cash	Net Cash			
Beginning Balance				\$300,771.33	\$-300,771.33	\$0.00			
Ending Balance				\$302,333.37	\$-302,333.37	\$0.00			
Date Range	<div style="border: 1px solid black; padding: 2px;"> Month To Date Month To Date Calendar Quarter To Date Year To Date One Year Date Range </div>								
Posting Date	Description	Ticker	CUSIP	Net Cash	Principal C...	Income Cash	Tax Cost		
12/01/2014	SHS...	CHD	171340102	\$394.01	\$0.00	\$394.01	\$0.00		
12/01/2014	DIVIDEND ON 2,220 SHS...	DLX	248019101	\$666.00	\$0.00	\$666.00	\$0.00		
12/01/2014	PURCHASED 1,060.01 U...	NPB1	217991553	\$-1,060.01	\$-1,060.01	\$0.00	\$1,060.01		
12/01/2014	INTEREST ON NATIONA...	NPB1	217991553	\$2.14	\$0.00	\$2.14	\$0.00		
12/01/2014	PURCHASED 2.14 UNITS...	NPB1	217991553	\$-2.14	\$-2.14	\$0.00	\$2.14		

Pending Transaction Activity

Information is displayed for trades that have been executed and are awaiting settlement. You do not have the ability to specify date ranges for viewing. All of the qualified pending transactions are presented in this section.

Cash Projection

The Cash Projection summary is a statement of the current cash balance for the account, as well as a listing of the current holdings in Cash Equivalent securities. Transactions are grouped by transaction type and list the effect of the transaction by showing the aggregate net cash amount for income and principal cash, as well as a Total Cash column representing the net of the two columns.

Investment Summary									
Available Cash	Transactions	Taxlots	Cash Projection	Accounts	File Download	My Reports	2299000104 - MID CAP		
AP		2299000104		Days To Project	7	View:	Summary	Details	
CASH PROJECTION									
				Income Cash	Principal Cash	Total Cash			
CURRENT CASH AND LIQUID ASSETS				\$302,333.37	\$-283,775.52	\$18,557.85			
DIVIDENDS/RET. OF CAP.				\$2,103.39	\$0.00	\$2,103.39			
Date	Transaction Description	Income Cash	Principal Cash	Total Cash					
12/05/2014	DIVIDEND ON 1,346 SHS HARRIS C...	\$632.62	\$0.00	\$632.62					
12/09/2014	DIVIDEND ON 1,119 SHS CRANE C...	\$369.27	\$0.00	\$369.27					
12/09/2014	DIVIDEND ON 1,069 SHS HANESBR...	\$320.70	\$0.00	\$320.70					
12/10/2014	DIVIDEND ON 3,904 SHS OLIN COR...	\$780.80	\$0.00	\$780.80					
12/10/2014	Projected DIVIDENDS/RET. OF CAP...	\$2,103.39	\$0.00	\$2,103.39					
OTHER DISBURSEMENTS				\$0.00	\$-1,658.56	\$-1,658.56			

Report Options

You can customize reports to your specific taste. Selections are saved until you modify them.

HOLDINGS

Description Sort By: Security Name Investment Category Then Sector

Place mouse over column and click 'X' to remove a column

Ticker	CUSIP <input type="checkbox"/>	Description	Units	Tax Cost	Market Value	Unrealized Gain / Loss	+
AAP	00751Y106	ADVANCE AUTO PARTS INC	677	\$42,752.12	\$103,750.25	\$60,998.13	
AME	031100100	AMETEK INC COM	2,492	\$13,163.10	\$128,936.08	\$115,772.98	
AJG	363576109	ARTHUR J GALLAGHER & CO COM	1,548	\$51,597.14	\$75,310.20	\$23,713.06	
BIG	089302103	BIG LOTS INC	924			\$8,589.23	
BR	11133T103	BROADRIDGE FINL SOL LLC COM	1,825			\$9,883.28	
BRO	115236101	BROWN & BROWN INC COM	2,797			\$1,491.38	
CDNS	127387108	CADENCE DESIGN SYSTEMS, IN...	3,461	\$44,677.01	\$64,270.77	\$19,593.76	
CHD	171340102	CHURCH AND DWIGHT CO INC C...	1,271	\$54,153.42	\$97,002.72	\$42,849.30	
CBSH	200525103	COMMERCE BANCSHARES INC C...	2,349	\$85,770.31	\$100,349.28	\$14,578.97	
CR	224399105	CRANE CO COM	1,119	\$76,926.79	\$65,528.64	\$-11,398.15	

Place mouse over line between columns to adjust column size

HOLDINGS

Description Sort By: Security Name Investment Category Industry Sector Investment Category Then Sector

Select different sort options using the Sort By radio buttons

Ticker	CUSIP	Description	Units	Tax Cost	Market Value	Unrealized Gain / Loss	+
Cash and Equivalents							
NPB1	217991553	NATIONAL PENN BANK CASH	18,557.85	\$18,557.85	\$18,557.85	\$0.00	
TOTAL FOR Cash and Equivalents				\$18,557.85	\$18,557.85		
Equity Securities							
AAP	00751Y106	ADVANCE AUTO PARTS INC	677	\$42,752.12	\$103,750.25	\$60,998.13	
AME	031100100	AMETEK INC COM	2,492	\$13,163.10	\$128,936.08	\$115,772.98	
BIG	089302103	BIG LOTS INC	924	\$35,716.57	\$44,305.80	\$8,589.23	
BR	11133T103	BROADRIDGE FINL SOL LLC COM	1,825	\$22,862.22	\$82,745.50	\$59,883.28	
BRO	115236101	BROWN & BROWN INC COM	2,797	\$89,970.52	\$91,461.90	\$1,491.38	
CDNS	127387108	CADENCE DESIGN SYSTEMS, IN...	3,461	\$44,677.01	\$64,270.77	\$19,593.76	

AP 2299000104 As Of Date 12/04/2014 View: Trade Date

HOLDINGS

Description Sort By: Security Name Investment Category Industry Sector Investment

Ticker	CUSIP	Description	Units	Tax Cost	Market
Cash and Equivalents					
NPB1	217991553	NATIONAL PENN BANK CASH	18,557.85	\$18,557.85	\$1
TOTAL FOR Cash and Equivalents				\$18,557.85	\$1
Equity Securities					
AAP	00751Y106	ADVANCE AUTO PARTS INC	677	\$42,752.12	
AME	031100100	AMETEK INC COM	2,492	\$13,163.10	
BIG	089302103	BIG LOTS INC	924	\$35,716.57	
BR	11133T103	BROADRIDGE FINL SOL LLC COM	1,825	\$22,862.22	

Add Column

- Percent Category
- Accrued Income
- Book Value
- Account Number
- Earning per Share
- Estimated Annual Income
- Industry
- Maturity Date
- Moody Rating
- Original Face
- PE Ratio
- Percent of Total
- Pledged Units
- Price
- Price Date
- S & P Rating
- Unit Tax Cost
- Yield

Add columns by clicking the '+' button in the top right of the report

My Reports

The My Reports tab displays a list of your available, online statements, providing you the capability to view and print your statement(s). To get set up for online statements, please contact your Account Officer.

After this feature has been activated, you will receive an email after the end of the reporting period advising you that your statement is ready to be viewed.

From the time this service is activated, going forward, you will have access to a year's worth of statements online. You also have the option to save your statement to your computer if you choose.

Investment Summary Available Cash Transactions Taxlots Cash Projection Accounts File Download **My Reports** 2299000042 - LARGE CAP

E CAP 2299000042

MY REPORTS

Statements (3)

Account Num...	Interested Pa...	Description	Start Date	End Date
2299000042 L...	1000017 NPITC	Quarterly SINGLE PO...	01/01/2014	03/31/2014
2299000042 L...	1000017 NPITC	Quarterly SINGLE PO...	04/01/2014	06/30/2014
2299000042 L...	1000017 NPITC	Quarterly SINGLE PO...	07/01/2014	09/30/2014

User Options

The User Options menu allows you to change your login password, email address, challenge questions, homepage, account grouping settings, and registered computers. In each option, enter and confirm your information as required, then save your changes.

Change Password

User Options

User Name: Christian D
User Email: christian.do

The screenshot shows a navigation bar with tabs: Change Password, Email Options, Challenge Questions, Start Page Options, Account Group Maintenance, and Unregister Desktop. The 'Change Password' tab is selected. Below the navigation bar, the page title is 'Change Password'. The form contains three input fields: 'Old Password', 'New Password', and 'Confirm Password'. A blue 'Submit' button is located below the 'Confirm Password' field.

To change your password, go to User Options and click Change Password. Type in your old password, enter your new password, and then verify your new password by typing it again in the Confirm Password box. As a reminder, your password must be 8 or more characters in length and contain at least one of each of the following character types:

1. Alpha (the choice of upper and lower case is optional)
2. Numeric
3. Special (for example, # \$ & etc.)

Change Email Address

The screenshot shows a navigation bar with tabs: Change Password, Email Options, Challenge Questions, Start Page Options, Account Group Maintenance, and Unregister Desktop. The 'Email Options' tab is selected. Below the navigation bar, the page title is 'Change Email Address'. The form contains two input fields: 'Email Address' and 'Confirm Email Address'. A blue 'Submit' button is located below the 'Confirm Email Address' field.

To change your email address, go to User Options and click the Email Options. Enter your new email, and then verify your new email by typing it again in the Confirm Email Address box.