

Owners & Instruction Manual

Classic



This instruction booklet is to be used exclusively for Eastern Jungle Gym customers only. It is not to be handed out to the general public. Any duplication of this booklet will be subject to copyright protection and federal laws.



IMPORTANT INFORMATION PLEASE READ...

It is important for you to go through your boxes and check all material, hardware and wood prior to assembly. Please familiarize yourself with the material. It is very helpful to read and review this instruction booklet. This will help ensure you assemble your Jungle Gym properly, safely and more efficiently.
A little time now can save you time when your assembling!

The Easy 1-2-3 A-Frame Bracket is designed to fit a kiln-dried 4" x 6" with a true measurement of 3 1/2" x 5 1/2", as the bracket measure 3 5/8" x 5 5/8". We suggest measuring your lumber before purchasing to ensure it meets those specifications.

If you have any missing parts, damaged material, or have any questions installing your new Eastern Jungle Gym product.

Please call Eastern Jungle Gym directly.

At 800-752-9787

or Email - Info@easternjunglegym.com

Play Safely Instructions

- 1) Do **NOT** let children play on your Eastern Jungle Gym product until it is fully and safely assembled.
- 2) Review all safety points with children prior to letting them play.
- 3) Adult supervision is recommended for children of all ages.
- 4) Warn children from playing, walking or running in front of or behind any moving objects.
- 5) Warn children from twisting on the swings this can weaken product and could result in damage.
- 6) Do **NOT** to attach any objects to the Swing Set such as clothes lines, jump ropes or any other rope as this may cause strangulation hazards.
- 7) Warn children from pushing empty swing equipment, twisting chain or ropes or jumping off any moving swing equipment or deck. DO NOT use any part of the swing set in a manner that it is not intended for.
- 8) Warn children from playing on swing set if it is wet this can cause parts of swing set to become slippery.
- 9) Warn children only one person on a swing at a time. (except Glider)
- 10) Warn children that anything other than sitting on swings is dangerous and can cause serious injury. Never stand or kneel on swings.
- 11) Warn children to not loop chains over any object this may cause the chain to weaken.
- 12) Children should not wear any loose clothing while playing such as scarfs and hats with strings or any other very baggy clothes. This can create hazzards.

Choosing a Location to Assemble your Eastern Jungle Gym

When selecting your Eastern Jungle Gym location site keep in mind the child's safety. Here are some recommendations to help you create a safe play area.

- 1) The swing set should be located on fairly level ground. The stationary components such as ladders, rock walls and slides are recommended to be a minimum of 6 feet from any obstruction such as buildings, trees, rock wall, clotheslines, fences and overhead branches. Any swinging equipment is also recommended to be a minimum distance twice the height of the swing beam away from these obstructions or structures as well.
- 2) Do not locate Jungle Gym on asphalt, concrete, packed earth or other hard surfaces.

Now that you have located a safe area to build your Jungle Gym you are ready to begin.

Tools Required

1/2" Standard Socket
3/4" Standard Socket
Standard Socket Wrench
Electric Drill
1/4" Pilot Drill Bit
Tape Measure
Claw Hammer
Step Ladder
Safety Glasses

Assembly Safety Guidelines

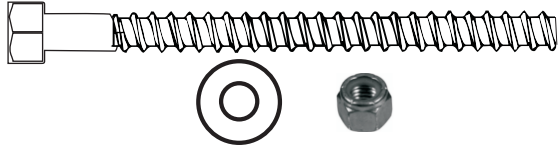
- 1) Keep all children away from assembly area. Power tools and other dangerous equipment will be needed. Many parts are heavy and could seriously injure a child.
- 2) You're ready to start your assembly process. You will need at least two adults to safely and easily assemble your Eastern Jungle Gym.
- 3) Wear safety glasses when drilling out wood to protect your eyes from flying wood chips.
- 4) Make sure all lag bolts and nuts are tightened and secured completely.
- 5) After thoroughly reading all your information, and have located your swing set site. Carefully unpack all your parts. NOTE: keep check list close by. Remember that a little time familiarizing yourself with the parts and instructions before you begin will help you avoid mistakes and save time later.

Maintenance Instructions

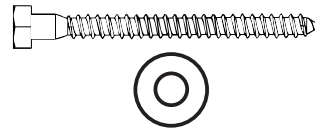
Here are some maintenance tips that must be done to ensure safe play.

- 1) At the beginning of each play season look over swing set: check nut, bolts, screws and tighten as needed. Look over all components such as swing seats, slides, chains, ladders and wood components for deterioration or sharp edges and replace if necessary.
- 2) Grease all metal components such as swing hangers and tire swing hangers.
- 3) Spot sand any areas that are rough, checking or splintering. Also check for broken parts and replace if necessary.
- 4) We recommend every year, to coat your swing set with a protective combination stain and sealant. If necessary first remove dirt and mold with a deck cleaner. This will help preserve the natural beauty and characteristics of the wood. Check with your local paint or stain supplier for recommendations on products available.


Hardware Identification



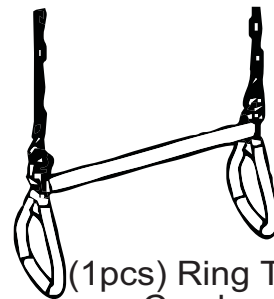
(12 pcs) 3/8" X 6-1/2" Hex Bolt
 (24 pcs) 3/8 Washer & Lock Nut



(36 pcs) 5/16" X 3" Lag Bolt
 (36 pcs) 5/16 Washer



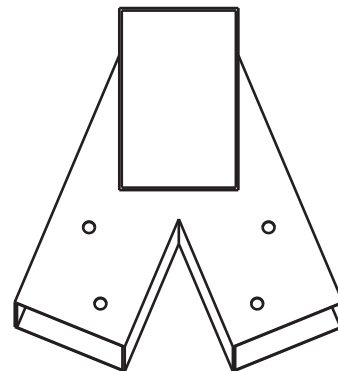
(6pcs) Zinc Plated
 Steel Swing Hangers



(1pcs) Ring Trap
 Combo



(2pcs) Green
 Sling Swings




(2 pcs) Swing Beam
 Support Brace


Wood Identification

Wood material is only included when you purchase the complete Classic Swing Set. When you purchase the Classic Hardware Kit please use this material list as a guide for the size and length of material you need to purchase.

The Easy 1-2-3 A-Frame Bracket is designed to fit a kiln-dried 4" x 6" with a true measurement of 3 1/2" x 5 1/2", as the bracket measure 3 5/8" x 5 5/8". We suggest measuring your lumber before purchasing to ensure it meets those specifications.



4pcs @ 4"x4"x96" (Posts) Part # P4496



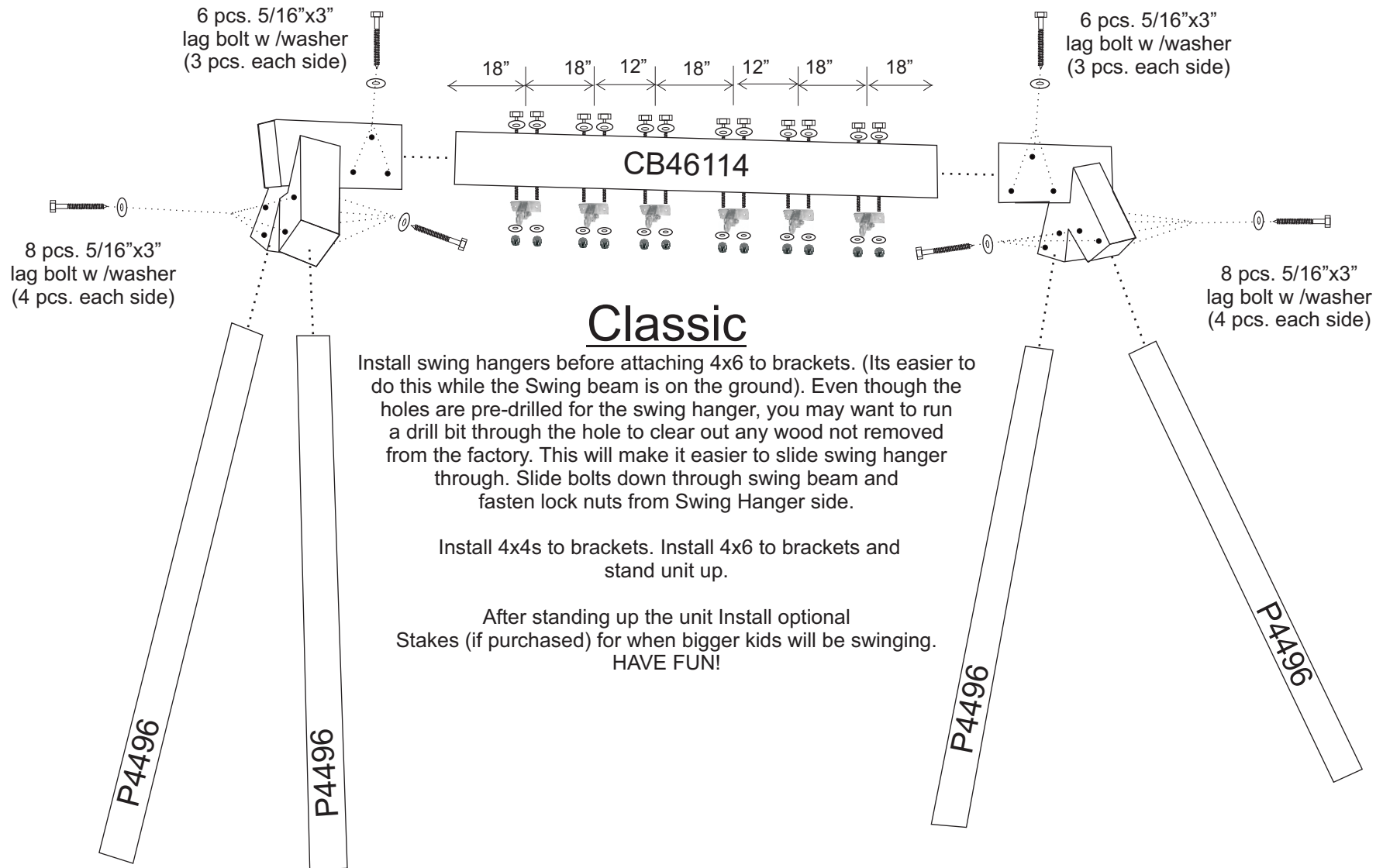
1pcs @ 4"x6"x114" (Swing Beam) Part # CB46114

SPECIAL NOTE BEFORE BEGINNING YOUR ASSEMBLY:

All Recessed holes must be piloted with 1/4" drill bit to help minimize splitting.

All lag bolts must be accompanied with a washer before driving in lag bolt.

Now you are ready to begin assembling!



Classic

Install swing hangers before attaching 4x6 to brackets. (Its easier to do this while the Swing beam is on the ground). Even though the holes are pre-drilled for the swing hanger, you may want to run a drill bit through the hole to clear out any wood not removed from the factory. This will make it easier to slide swing hanger through. Slide bolts down through swing beam and fasten lock nuts from Swing Hanger side.

Install 4x4s to brackets. Install 4x6 to brackets and stand unit up.

After standing up the unit Install optional Stakes (if purchased) for when bigger kids will be swinging.
HAVE FUN!

Note

Wood material is only included when you purchase the complete Classic Swing Set. When you purchase the Classic Hardware Kit use this diagram as a guide for the size and length of material you need to purchase.

Warranty

Supervising your children's play time and maintain your Eastern Jungle Gym periodically as mentioned in the Eastern Jungle Gym owners Manual.

All warranties are subject proper installation and normal residential use, Eastern Jungle Gym® warrants to original purchaser that, for a period of **ONE YEAR** from date of purchase, and subject to the limitations stated below, all chains, rope, tent tops, seats, hardware, metal braces, handles, rungs and all accessories will be free from defects in material and workmanship. Cracks in plastic components are not considered defects in workmanship or material if they do not affect the functionality of component or Jungle Gym. Any components that are returned to Eastern Jungle Gym® under this limited one year warranty will be replaced or repaired at our option. A cost associated with work that must be performed on site is not covered. All travel and labor expenses or shipping and handling expenses, if any, will be the responsibility of the original purchaser. The warranty described in this paragraph is the original purchasers' sole and exclusive remedy and last for one year or until original customer sells or otherwise transfer the unit.

In addition, for a period of **Five YEARS** from the date of purchase, Eastern Jungle Gym® warrants to the original purchaser all wooden components against structural failure due to insect infestation or wood rot. Seasonal checks, cracking, knots, knot holes, peeling and warping are considered a natural characteristic of wooden components and do not result in structural failure and are not covered under this warranty. Any components that are returned to Eastern Jungle Gym® under this limited ten year warranty will be replaced or repaired at our option. A cost associated with work that must be performed on site is not covered. All travel and labor expenses or shipping and handling expenses, if any, will be the responsibility of the original purchaser. The warranty described in this paragraph is the original purchasers' sole and exclusive remedy and last for ten years or until original customer sells or otherwise transfer the unit.

Non- residential use of swing set is prohibited and will have no warranty as the swing sets are designed for residential use ONLY.

Eastern Jungle Gym® reserves the right to examine photographs and/or physical evidence of merchandise claimed to be defective and to recover merchandise prior to any warranty claims. All merchandise returned for inspection must be sent freight pre-paid unless return authorization number is issued. This warranty does not apply to any swing set 1) subjected to abuse, vandalism, improper installation, negligence or acts of God. 2) Any alterations, additions, or relocation of the swing set by the customer or third party voids warranty. Failure to maintain your equipment properly – including, without limitation and by way of example only, not staining the unit or not checking and tightening the hardware – may cause the warranties describe herein not to apply in certain circumstances.

This warranty is expressly in lieu of all other warranties; it excludes all consequential damages. Some states do not allow the limitation or exclusion of consequential damages, so the above may not apply to you. Eastern Jungle Gym® does not authorize any person or representative to express or imply any other warranty.

NOTICE: The wooden components in your Eastern Jungle Gym® will have imperfections. We would like to remind you that checking, cracks, knots, knot holes are natural characteristics of all wooden swing sets. These imperfections that are not resulting in structural failure are NOT covered under this warranty.

For fast warranty service, please follow instruction on next page.



Warranty Claim Process

Applies to Classic Swing Set purchase complete with wood.

IMPORTANT:

The wooden components in your Eastern Jungle Gym will have imperfections. We would like to remind you that seasonal checking, surface cracks, knots, knot holes are natural characteristics of all wooden swing sets. These imperfections that are not resulting in structural failure are NOT covered under this warranty.

After You have completed building your Eastern Jungle Gym completely and correctly , you may have a warranty claim. Please take the following step to insure a fast claim.

- 1) Write a brief letter describing any issues. With your name address and contact number.
- 2) Attach a copy of your sales receipt or other means of proof of purchase.
- 3) Provide a photo of the part or parts for your warranty claim and a photo of the complete set.

NOTE: Failure to follow these step may result in a delay of your claim.

Mail all information to:

**Customer Service
Eastern Jungle Gym
30 Commerce Dr.
Carmel, NY 10512**

An Eastern Jungle Gym customer service rep will contact you by phone or email after reviewing the claim approximately 24 - 48 hours after we receive it. Even when a part is covered under warranty, the customer is responsible for shipping and handling.

Commonly Asked Questions

Applies to Classic Swing Set purchase complete with wood.

Q: When I tighten lags or screws they continue to spin.

A: That's okay, Cedar is a soft wood and this will not affect the structural integrity of the Jungle Gym.

Q: My Jungle Gym sways (moves) while my children are swinging on it.

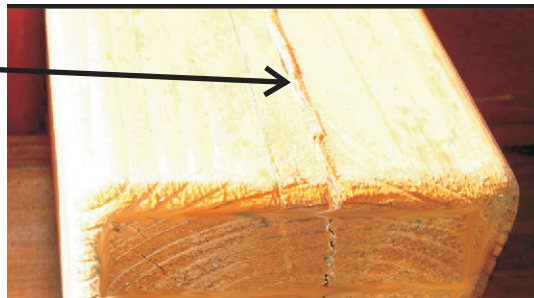
A: Eastern Jungle Gyms are designed with children's safety in mind. Movement is normal and to be expected. This movement will not effect the integrity of your Jungle Gym.

Q: My Jungle Gym was delivered with cracks and there seems to be developing more?

NOTE: This is a very common question.

A: Checks, (cracks) and knot holes are normal and natural characteristics of all and mostly 4x4 and 4x6 Timbers. Checks (cracks) are the separation of the wooden fibers from the constant absorbing and drying of moisture in the material. Since all our material is kiln dried for the best long term performance, you will have these cracks at time of installation as well as over time as seasons change . These checks (cracks) are not structural and do not affect your Jungle Gyms strength or integrity, even though they may seem quite large. By coating your Swing Set with a recommended annual sealant each year you can be confident your Eastern Jungle Gym will provide years of lasting memories.

Example of
checking and or
cracking





Register Your Jungle Gym

Remove this page, fill it out and return it to

**Eastern Jungle Gym
30 Commerce Dr.
Carmel, NY 10512**

Name _____
Address _____
City _____
State _____
Zip Code _____
Phone Number _____

Where Purchased
City _____
State _____
Purchase Date _____

Product Satisfaction: ___ Excellent ___ Good ___ Fair ___ Poor
Instruction Satisfaction: ___ Excellent ___ Good ___ Fair ___ Poor
Comments:

I have read the owners manual and understand my responsibility to maintain my Jungle Gym accordingly and to instruct my children of proper play and safety procedures. I also understand that all children that play on my jungle gym are to be supervised at all times.

Signature _____ Date _____