



YA3423 – Portable Clamshell Blast Cabinet
(includes 25 lbs. of glass bead abrasive)

CE – Not available

YA3423 – Clamshell Blast Cabinet

- Easily load heavier parts inside
- Portable with casters to move about shop and tool truck

Features and Benefits:

- Clamshell-style lid facilitates ease in loading of heavy parts
- Portability in the shop and the tool truck is accomplished by hard-rubber 3" diameter casters
- Efficient 135 CFM dust collection system is quiet and uses an enclosed cartridge filter to separate dust from usable media
- Dust collection system also provides user excellent visibility during blasting
- Top mounted exterior lighting keeps bulbs isolated from blast area, giving you additional space
- Heavy duty steel grating in work area for heavier parts
- Pre-filtering system keeps heavy debris, scale and gasket material from mixing with media
- 24" x 9" viewing window
- Safety shutoff when lid is open

Specifications:

Interior Dimensions: 32" W X 21-1/4" D X 11/21" H

Electrical Requirement: 115 V 50/60 Hz

CFM: 18 at 100 psi, clean, dry compressed shop air



WARNINGS



- Wear safety goggles. (User and bystanders.)

- Do not direct air or fluid stream at body.



- Use in well-ventilated area.

- Do not expose solvent to flames, sparks or other sources of ignition.



- Read additional safety precautions on pages 534 to 537 in product catalog CAT1000.

YA3423 shown open



Country of Origin – United States



The Critical Connection for '00 - '08 Vehicles

Software Bundle 9.2

(Industrial and National Accounts)



**From Bumper-to-Bumper,
We Know What You're Working On...**

- **Over 4,300 Vehicle Systems**
- **Nearly 4,000 New Trouble codes for '00 – '08 vehicles**
- **Over 3,500 New Data Parameters (PIDS) on '00 – '08 models**
- **800 New Functional / Bi-directional Tests on '00 – '08 vehicles**
- **Over 6,000 New Component Tests for VERUS and MODIS**
- **Over 27,000 New or Enhanced Troubleshooter Tips* on '96 – '08 models**
- **NEW '08 Domestic & Asian Model Years**
- **Plus, New and Enhanced Euro Coverage (Optional)**
– Volkswagen, Audi, BMW, MINI, and Mercedes-Benz
- **And, Online Diagnostic Product Training**

- '00 – '06 GM HVAC
- '03 – '08 GM EVAP Emissions Purge & Seal Test
- '03 – '08 Ford EVAP Monitor
- '00 – '08 Ford GEMs Functional Tests
- '02 – '08 Chrysler TPMS Tire Sensor ID
- '01 – '08 Toyota & Lexus HVAC
- '00 – '08 Nissan Idle Air Volume Relearn

New 2008 Model Year Coverage

GM, Ford, Chrysler, Toyota, Lexus, Nissan, Infiniti, Acura, Honda, Hyundai, Kia, Mitsubishi and Mazda

Part Numbers located on Page two.

* Software Bundle 9.2 is the last upgrade for the MT2500/MTG2500. Also, Software Bundle 8.2 was the last MT2500/MTG2500 upgrade for Fast-Track Troubleshooter software. To ensure complete Troubleshooter software coverage on your diagnostic platform, upgrade to SOLUS PRO, MODIS or VERUS.

EU - Unavailable

Country of Origin – United States

Snap-on.com

Snap-on is a trademark, registered in the United States and other countries, of Snap-on Incorporated. Other marks are marks of their respective holder. ©2009 Snap-on Incorporated.

April 1, 2009

Snap-on



The Critical Connection for '00 - '08 Vehicles

Software Bundle 9.2

(Industrial and National Accounts)



**From Bumper-to-Bumper,
We Know What You're Working On..**

 VERUS™	 MODIS.	 SOLUS PRO™	 SOLUS™	 ETHOS.	 Vantage PRO™	 Heritage SCANNER™
9.2 Platform EEMS323H12IN	9.2 Platform EEMS300H12IN	9.2 Platform EESC316H12IN	Platform replaced by SOLUS^{PRO}	9.2 Platform EESC312H12IN	8.4 Platform EETM303G14IN	Platform replaced by SOLUS^{PRO}
Bundle 9.2 Upgrade Coming Soon	Bundle 9.2 Upgrade EESP300H12IN	Bundle 9.2 Upgrade EESP316H12IN	Bundle 9.2 Upgrade EESP310H12IN	Bundle 9.2 Upgrade EESP312H12IN	Bundle 8.4 Upgrade EESP303G14IN <small>Upgrade introduced once a year. Next upgrade available at release of Bundle 9.4.</small>	Bundle 9.2 Upgrade National Accounts ONLY MT25VCINE92 MT25TSINE92
VERUS Euro:		Coming Soon (software activation, Keys and adaptors) Coming Soon (software activation only) EAK0267B01G (keys and adapters only)				 WARNING  •Read safety precautions on pages 534 to 537 •in product catalog CAT1000
MODIS/SOLUS PRO/SOLUS Euro:		EEMS320C05 (software activation, Keys and adaptors) EEMS322C04 (software activation only) EAK0267B01F (keys and adapters only)				
ETHOS Euro:		EAK0291B01A (software activation only) EAK0267B01F (keys and adapters only)				



Keep your investment in cordless tools protected



CTB4145BOOT – CTB4145 Boot

Applications:

- 14.4V slide on battery **CTB4145** used on CT4410 and CT4450

Features and Benefits:

- Classic red vinyl boot – protection for the Snap-on 14.4V slide on battery CTB4145

Related Product:

CTB4185BOOT – red vinyl boot for 18V slide on battery CTB4185

CT4410BOOT - red vinyl boot for CT4410 and CT4450 housings



WARNING



- Read safety precautions on pages 534 to 537 in product catalog CAT1000.

CE – Not required

Country of Origin – United States



Snap-on Blade Assortment for the CTRS4850 Reciprocating Saw

Saw Blades including Stock Numbers, Applications, Features and Benefits & Specs

CTRS914MC shown



CTRS4850 shown
(not included)

- WARNINGS**
- Wear safety goggles. (User and bystanders)
- Wear hearing protection (operator & bystanders).
- Avoid prolonged exposure to vibration.
- Read additional safety precautions on pages 534 to 537 in product catalog CAT1000.

CE – Not required for blades

Metal Cutting Blades

Bi-Metal Reciprocating Saw Blades with Precision Ground Teeth for Maximum Cutting Power, Greater Control, Speed and Precision

Description	Blade Thickness	Teeth per Inch	Application / Material Thickness	5 Packs	50 Packs
6" Metal Cutting 14 TPI	.035"	14 TPI	Metal - 1/8" to 3/8"	CTRS614MC	CTRS614MCB
9" Metal Cutting 14 TPI	.035"	14 TPI	Metal - 1/8" to 3/8"	CTRS914MC	
6" Metal Cutting 18 TPI	.035"	18 TPI	Metal - 1/8" to 1/4"	CTRS618MC	CTRS618MCB
9" Metal Cutting 18 TPI	.035"	18 TPI	Metal - 1/8" to 1/4"	CTRS918MC	
6" Metal Cutting 24 TPI	.035"	24 TPI	Metal - <1/8"	CTRS624MC	CTRS624MCB

General Purpose Blades

Versatile Bi-Metal blades for all around cutting of metal, plastic laminates and wood with nails

Description	Blade Thickness	Teeth per Inch	Application / Material Thickness	5 Packs	50 Packs
6" GP Blade 5/8 TPI	.050"	5/8 TPI	Metal / Plastic / Wood	CTRS658GP	CTRS658GPB
9" GP Blade 6 TPI	.050"	6 TPI	Metal / Plastic / Wood	CTRS96GP	
12" GP Blade 6 TPI	.050"	6 TPI	Metal / Plastic / Wood	CTRS126GP	

Demolition Blades

Extra Heavy Duty Bi-Metal blade with thicker body and variable 5/8 tooth pitch ideal for heavy demo work in wood with nails and strong enough to handle thick metals

Description	Blade Thickness	Teeth per Inch	Application / Material Thickness	5 Packs	50 Packs
6" Demo Blade 5/8 TPI	.062"	5/8 TPI	Nail embedded wood	CTRS658DB	
9" Demo Blades 5/8 TPI	.062"	5/8 TPI	Nail embedded wood	CTRS958DB	

Wood Cutting Blades

Bi-Metal blades with precision ground teeth for fast cutting of wood 3/8" and thicker

Description	Blade Thickness	Teeth per Inch	Application / Material Thickness	5 Packs	50 Packs
6" Wood Blade 7 TPI	.040"	7 TPI	Fast Cutting Wood 3/8" plus	CTRS67WB	
9" Wood Blade 7 TPI	.040"	7 TPI	Fast Cutting Wood 3/8" plus	CTRS97WB	

Country of Origin – Sweden



Carry That CTS561 or CTS561CL Wherever You Go!

Applications:

- Holster for CTS561 and CTS561CL

Features and Benefits:

- Reversible – for right or left handed users
- 8 different type bits - for most common applications
- Attaches to waist belt – The CTS561 or CTS561CL will always be by your side.

Additional bits are listed on page 221 of product catalog CAT1000.



CTS561HOLSTR – Holster with Bits

Holster includes:

- (8) 1/4" hex bits –
 - (3) flat tip (3/16, 7/32" & 1/4")
 - (3) Phillips (#0, #1, & #2)
 - (2) TORX (T15 and T25)



WARNINGS



- Wear safety goggles. (User and bystanders)



- Read additional safety precautions on pages 534 to 537 in product catalog CAT1000.

CE – Not required

Country of Origin – China



VERUS™ – All the answers – at your fingertips

Rugged all-in one handheld platform: Scan tool, Troubleshooter, 4-channel scope, Component Test Meter, Fast-Track® Reference Database, Data manager, Customer files



EEMS323G14 – VERUS™
Integrated Diagnostic &
Information System



WARNING



•Read additional safety precautions on pages 534 to 537 in product catalog CAT1000.

**See Page Two
for Screen Images**

- Freedom to install user applications & personal files on 80 GB HD
- Simplified one-touch navigation on huge 10.4” touch screen
- Windows XP. True multi-tasking - view multiple applications
- 802.11b/g WiFi wireless – access websites of your choice. ShopKey® subscribers can access their complete repair information system
- Compatible with J2534 pass-through devices, including new EETA113B
- Scanner codes, data, functional tests, reset/relearn. Domestic vehicles from 1980-current. Asian vehicles from 1983-current. European optional
- Over a million Troubleshooter tips based on real-world experience
- High-resolution 4-channel scope, 6 MS/s, 3MHz bandwidth, 0-400VAC/DC, 50µs-20 sec sweep. 10 M ohm multimeter, 75VDC, 50VAC
- 2 mil component test procedures for domestic, Asian, European vehicles
- Fast-Track® Reference Database with hotlinks to TSBs, wiring diagrams, test procedures, and more

EU - Unavailable

Country of Origin – United States

Snap-on.com

Snap-on is a trademark, registered in the United States and other countries, of Snap-on Incorporated. Other marks are marks of their respective holder. ©2009 Snap-on Incorporated.

April 27, 2009

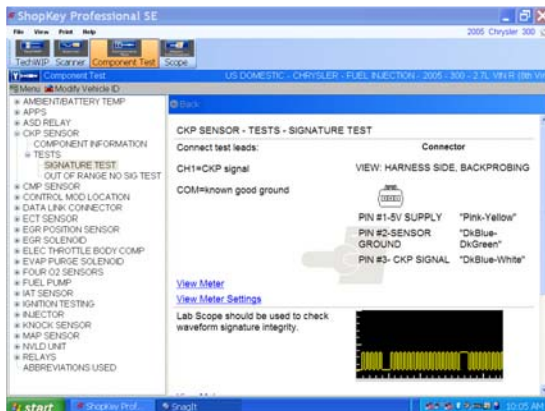
Snap-on



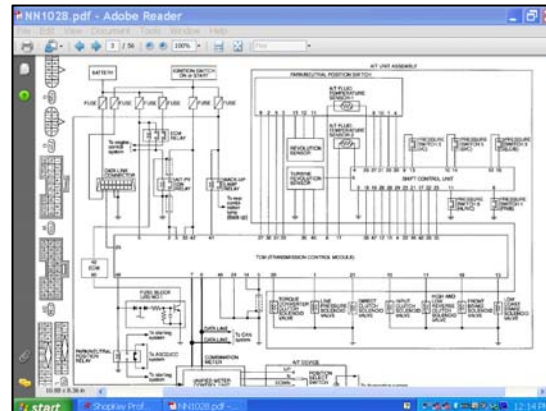
4-Channel Lab Scope



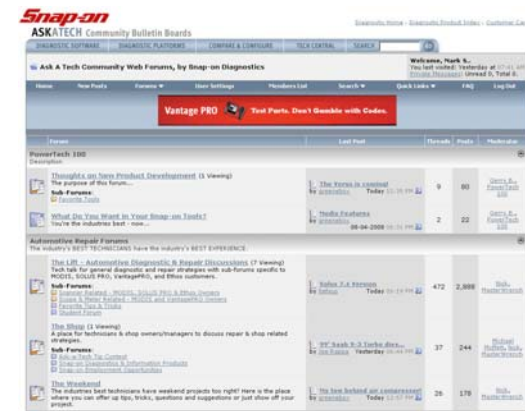
Graphing Scanner™



Component Test Meter



Hotlinks to Fast-Track® References, TSBs, Wiring Diagrams and More



Web Browser and Wireless Internet



Hand-Held 5 Gas Analyzer Kit Demo Program – HHGA4DEM

Show, don't tell!

- Gas analysis (fuel efficiency) should be the first test on the vehicle as well as the last.
 - Let your customers experience the diagnostic “health check” to monitor and reduce emissions.
- Measures vehicle emissions for: Carbon monoxide (CO), Hydrocarbons (HC), Carbon Dioxide (CO2), Oxygen (O2) and Nitrous Oxide (NOX).
- **Portable:** can be carried in use around vehicle or magnetically held in place.
 - On road testing
 - Powered by A/C or 12V
- On screen commands in **8 languages.**
- Test motorcycles with optional probe.



HHGA4X
Full functional complete set



HHGA4DEM
Demo Unit



TECH LINE (Toll Free)
1-888-717-1333

- DVD in Library



Protect the environment

NOTICE: O2 sensor replacement is required every 12 – 18 months. Northern Repair will perform this and a CAL for a nominal fee of \$150.

See CAT1000 page 402 for product information.

Limited to one per franchisee.

Country of Origin – GB United

CE – Not Available



Get'em started with 1 ounce, then move'em to 1 pint

Improve performance and extend the life of your Power Tools
with regular use of Snap-on Motor Oil

Application: Use daily on all rotary and piston-type air tools.



Features and Benefits:

- Cleans, Protects, Lubricates
- Encapsulated – to prevent bottle leakage until opened

Related product:

IM1PTMP6 – 6 Pack Air Tool Oil (1 pint)

**IM1OZMP12 – 12 Pack Air Tool Oil
(1 ounce)**



WARNING



•Read safety precautions on pages 534 to 537 in product catalog CAT1000.

CE – Not required

Country of Origin – United States

Snap-on.com

Snap-on is a trademark, registered in the United States and other countries, of Snap-on Incorporated.
Other marks are marks of their respective holder. ©2009 Snap-on Incorporated.

April 27, 2009



NEW “Sealed Bottle” in a 6 pack carry holder

Improve performance and extend the life of your Power Tools
with regular use of Snap-on Motor Oil

Application: Use daily on all rotary and piston-type air tools.

Features and Benefits:

- Cleans, Protects, Lubricates

Related product:

IM10ZMP12 – 12 Pack Air Tool Oil (1 ounce)



IM1PTMP6 – 6 Pack Air Tool Oil
(1 pint)

CE – Not required



WARNING



•Read safety precautions on pages 534 to 537 in product catalog CAT1000.

Country of Origin – United States

Snap-on.com

Snap-on is a trademark, registered in the United States and other countries, of Snap-on Incorporated.
Other marks are marks of their respective holder. ©2009 Snap-on Incorporated.

April 27, 2009

Snap-on



Get the Job Done with the Right Tool (*REISSUE as of 4-7-2009)

For Caterpillar Head Bolts and Detroit Diesel Main Bearing Cap Bolts

Specialty Tool

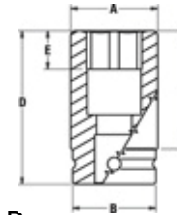


**IMFDL242 – 3/4" Drive 12 Point
3/4" (19mm) Impact Socket
(REISSUE)**

CE – Not required

Applications:

- Clearance on certain Caterpillar head bolts requires a thin walled socket that needs to be a certain length.
- Designed to remove the head bolts on Caterpillar C12, C15, C16 and 3406E's where the front 2 and back 2 head bolts are positioned under the valve covers.
- *Also works on Mercedes Benz MBE904 & MBE906 2007 and newer EGR engines for 19mm head bolts.
- Nothing can be removed to access more room as the head is casted.



Socket	A	B	C	D	E
IMFDL242	1-3/8"	1-5/8"	4-3/4"	5-3/4"	1/2"



WARNINGS



•Wear safety goggles. (User and bystanders)



•Read additional safety precautions on pages 534 to 537 in product catalog CAT1000.

Country of Origin – United States



EPIQ is a New Revolutionary Approach to Tool Storage!

It's a complete productivity system, bringing together sophisticated diagnostics and cordless tools, with reliable security and Snap-on's heritage of rugged durability.



Created by Techs, for Techs

See page 2 for color availability, specifications and warnings.

Features and Benefits:

- **InPULSE™** InPulse Drawer Action – Flush finish drawers with uncompromising strength are easier to open, easier to close and don't drift open.
- **ISO-RIDE™** ISO-Ride System – 7x2" Swivel-lock mag wheels with independent torsion spring suspension for a cool, smooth ride over rough surfaces. Each wheel can hold a ton.
- **PowerBank™** – Dedicated, secure power tool storage. Built-in power access lets batteries recharge even while bank is locked.
- **EPIQ Strength** – Designed for a lifetime of use with more load capacity. The roll cab features a combination of our traditional corner gussets and standing seam construction with additional top, bottom and side support to create Snap-on's strongest roll cab design.
- New styling includes flush fronts & trim to reduce snag points and provides a fresh new look.



KERP763A0PBO shown

EPIQ is designed for auto repair in the 21st Century, offering smart features that will help technicians become better organized; resulting in less wasted time and improved productivity.



CE – Not required



PowerBank™



InPulse™



ISO-Ride™



Country of Origin – United States



EPIQ colors, specifications and warnings

EPIQ – 3 Bank Roll Cab Series with Power Bank

KERP763A0PAW – Green Mica

KERP763A0PBO – Red

KERP763A0PC – Gloss Black

KERP763A0PCM – Royal Blue

KERP763A0PDG – Midnight Blue

KERP763A0PES – Ultra Yellow

KERP763A0PEV – Deep Purple

KERP763A0PJH – Candy Apple Red

KERP763A0PJJ – Extreme Green

KERP763A0PJK – Electric Orange

KERP763A0PKS – Artic Silver

KERP763A0PM – Deep Cranberry

KERP763A0PU - White



LISTED

958L

Specifications:

Cubic inch capacity.....	47,448
Square inch capacity.....	12,113
Weight.....	920
Load Capacity.....	8,000
Width (inches).....	76
Height (inches).....	46-5/8
Depth (inches).....	30
Drawers (including power bank.....)	14
Casters.....	Heavy Duty 7" x 2" 2000lb. Capacity



WARNINGS

Units can tip or strike you.



•Do not open more than one loaded drawer at a time.

•Keep children away.



•Close lid and lock drawer and doors before moving.

•Apply brakes on locking casters when not moving unit.

•Do not step in or on drawers.



•Secure units together with fasteners.

•Read instruction Manual.

Tippling of storage unit or unit striking you can cause injury.



Unit's edges can cut or pinch.

•Do not pull; push to move.

•Wear gloves when lifting by edges.



•Keep feet and fingers clear of edges when stacking, hanging or moving units.

Unit edges can cause injury.

Specifications (drawers) (inches)

Drwr.	Width	Depth	Height
1	54-3/32	27-15/16	4-7/8"
1	54-3/32	27-15/16	2-11/16
3	19-5/8	26-7/8	1-11/16
1	19-5/8	27-15/16	3-15/16
1	19-5/8	27-15/16	10-5/8
3	30-3/32	26-7/8	1-11/16
2	30-3/32	27-5/16	3-15/16
1	30-3/32	27-15/16	6-3/16
1	11-5/8	26-13/16	30-1/2
Sliding Tray			
	19-1/4	13/3/8	1/4



Risk of tripping.

•Do not use extension cords with power drawer outlets.
Tripping can cause injury.



Risk of electric shock and fire.

•Do not remove the ground connection.
•Do not expose to rain, snow, or wet conditions.
•Do not operate with damaged cord or plug.
•Replace damaged cord or plug immediately.
Electric shock or fire can cause injury.



Risk of explosion.

•This equipment should not be located in a recessed area or below floor level.
•Flammable fuel or vapors can ignite.
•Power drawer has internal arcing or sparking parts.
•Do not expose to flammable vapors.
•Power drawer components to be mounted at least 460mm (18 inches) or more above the floor.
Explosion or flame can cause injury.



EPIQ is a New Revolutionary Approach to Tool Storage!

It's a complete productivity system, bringing together sophisticated diagnostics and cordless tools, with reliable security and Snap-on's heritage of rugged durability.



Created by Techs, for Techs

See page 2 for color availability, specifications and warnings.

Features and Benefits:

- **InPULSE™ InPulse Drawer Action** – Flush finish drawers with uncompromising strength are easier to open, easier to close and don't drift open.
- **ISO-RIDE™ ISO-Ride System** – 7x2" Swivel-lock mag wheels with independent torsion spring suspension for a cool, smooth ride over rough surfaces. Each wheel can hold a ton.
- **PowerBank™** – Dedicated, secure power tool storage. Built-in power access lets batteries recharge even while bank is locked.
- **PowerTop™** – Stainless steel work surface with integrated power source for more places to plug in, and a raised edge on all sides to keep parts in place.
- **EPIQ strength** – Designed for a lifetime of use with more load capacity. The roll cab features a combination of our traditional corner gussets and standing seam construction with additional top, bottom and side support to create Snap-on's strongest roll cab design.
- New styling includes flush fronts & trim to reduce snag points and provides a fresh new look.



KERP763A4PBO shown



EPIQ is designed for auto repair in the 21st Century, offering smart features that will help technicians become better organized; resulting in less wasted time and improved productivity.



PowerBank™



InPulse™



ISO-Ride™



PowerTop™



CE – Not required
 Country of Origin – United States



EPIQ colors, specifications and warnings

EPIQ – 3 Bank Roll Cab Series with Power Bank

KERP763A4PAW – Green Mica

KERP763A4PBO – Red

KERP763A4PC – Gloss Black

KERP763A4PCM – Royal Blue

KERP763A4PDG – Midnight Blue

KERP763A4PES – Ultra Yellow

KERP763A4PEV – Deep Purple

KERP763A4PJH – Candy Apple Red

KERP763A4PJJ – Extreme Green

KERP763A4PJK – Electric Orange

KERP763A4PKS – Artic Silver

KERP763A4PM – Deep Cranberry

KERP763A4PU - White



LISTED

958L

Specifications:

Cubic inch capacity.....	47,448
Square inch capacity.....	12,113
Weight.....	920
Load Capacity.....	8,000
Width (inches).....	76
Height, Roll Cab only (inches).....	46-5/8
with stainless steel work surface.....	48-5/8
to top of outlet enclosure.....	50-3/16
to top of Power House.....	50-13/16
Depth (inches).....	30
Drawers (including power bank.....)	14
Casters.....	Heavy Duty 7" x 2" 2000lb. Capacity



WARNINGS

Units can tip or strike you.



•Do not open more than one loaded drawer at a time.

•Keep children away.



•Close lid and lock drawer and doors before moving.

•Apply brakes on locking casters when not moving unit.

•Do not step in or on drawers.



•Secure units together with fasteners.

•Read instruction Manual.

Tippling of storage unit or unit striking you can cause injury.



Unit's edges can cut or pinch.

•Do not pull; push to move.

•Wear gloves when lifting by edges.



•Keep feet and fingers clear of edges when stacking, hanging or moving units.

Unit edges can cause injury.

Specifications (drawers) (inches)

Drwr.	Width	Depth	Height
1	54-3/32	27-15/16	4-7/8
1	54-3/32	27-15/16	2-11/16
3	19-5/8	26-7/8	1-11/16
1	19-5/8	27-15/16	3-15/16
1	19-5/8	27-15/16	10-5/8
3	30-3/32	26-7/8	1-11/16
2	30-3/32	27-15/16	3-15/16
1	30-3/32	27-15/16	6-3/16
1	11-5/8	26-13/16	30-1/2
Sliding Tray			
	19-1/4	13-3/8	1/4



Risk of tripping.

•Do not use extension cords with power drawer outlets.
Tripping can cause injury.



Risk of electric shock and fire.

•Do not remove the ground connection.
•Do not expose to rain, snow, or wet conditions.
•Do not operate with damaged cord or plug.
•Replace damaged cord or plug immediately.
Electric shock or fire can cause injury.



Risk of explosion.

•This equipment should not be located in a recessed area or below floor level.
•Flammable fuel or vapors can ignite.
•Power drawer has internal arcing or sparking parts.
•Do not expose to flammable vapors.
•Power drawer components to be mounted at least 460mm (18 inches) or more above the floor.
Explosion or flame can cause injury.



EPIQ is a New Revolutionary Approach to Tool Storage!

It's a complete productivity system, bringing together sophisticated diagnostics and cordless tools, with reliable security and Snap-on's heritage of rugged durability.



Created by Techs, for Techs

See page 2 for color availability, specifications and warnings.

Features and Benefits:

- **InPULSE™ InPulse Drawer Action** – Flush finish drawers with uncompromising strength are easier to open, easier to close and don't drift open.
- **ISO-RIDE™ ISO-Ride System** – 7x2" Swivel-lock mag wheels with independent torsion spring suspension for a cool, smooth ride over rough surfaces. Each wheel can hold a ton.
- **PowerBank™** – Dedicated, secure power tool storage. Built-in power access lets batteries recharge even while bank is locked.
- **PowerTop™** – Stainless steel work surface with integrated power source for more places to plug in, and a raised edge on all sides to keep parts in place.
- **PowerHouse™** – Easy access to diagnostic tools all day, quick to lock up at night.
- **EPIQ strength** – Designed for a lifetime of use with more load capacity. The roll cab features a combination of our traditional corner gussets and standing seam construction with additional top, bottom and side support to create Snap-on's strongest roll cab design.
- New styling includes flush fronts & trim to reduce snag points and provides a fresh new look.



KERP763A5PBO shown*

*Tools not included

EPIQ is designed for auto repair in the 21st Century, offering smart features that will help technicians become better organized; resulting in less wasted time and improved productivity.



PowerBank™*



InPulse™



ISO-Ride™



PowerTop™



PowerHouse™



CE – Not required
Country of Origin – United States



EPIQ colors, specifications and warnings

EPIQ – 3 Bank Roll Cab Series with Power Bank

KERP763A5PAW – Green Mica

KERP763A5PBO – Red

KERP763A5PC – Gloss Black

KERP763A5PCM – Royal Blue

KERP763A5PDG – Midnight Blue

KERP763A5PES – Ultra Yellow

KERP763A5PEV – Deep Purple

KERP763A5PJH – Candy Apple Red

KERP763A5PJJ – Extreme Green

KERP763A5PJK – Electric Orange

KERP763A5PKS – Artic Silver

KERP763A5PM – Deep Cranberry

KERP763A5PU - White



LISTED
958L

Specifications:

Cubic inch capacity.....	47,448
Square inch capacity.....	12,113
Weight.....	920
Load Capacity.....	8,000
Width (inches).....	76
Height, Roll Cab only (inches).....	46-5/8
with stainless steel work surface.....	48-5/8
to top of outlet enclosure.....	50-3/16
to top of Power House.....	50-13/16
Depth (inches).....	30
Drawers (including power bank.....)	14
Casters.....	Heavy Duty 7" x 2" 2000lb. Capacity



WARNINGS

Units can tip or strike you.



•Do not open more than one loaded drawer at a time.

•Keep children away.



•Close lid and lock drawer and doors before moving.

•Apply brakes on locking casters when not moving unit.

•Do not step in or on drawers.



•Secure units together with fasteners.

•Read instruction Manual.

Tippling of storage unit or unit striking you can cause injury.



Unit's edges can cut or pinch.

•Do not pull; push to move.

•Wear gloves when lifting by edges.



•Keep feet and fingers clear of edges when stacking, hanging or moving units.

Unit edges can cause injury.

Specifications (drawers) (inches)

Drwr.	Width	Depth	Height
1	54-3/32	27-15/16	4-7/8
1	54-3/32	27-15/16	2-11/16
3	19-5/8	26-7/8	1-11/16
1	19-5/8	27-15/16	3-15/16
1	19-5/8	27-15/16	10-5/8
3	30-3/32	26-7/8	1-11/16
2	30-3/32	27-15/16	3-15/16
1	30-3/32	27-15/16	6-3/16
1	11-5/8	26-13/16	30-1/2
Sliding Tray			
	19-1/4	13-3/8	1/4
PowerHouse			
	18	14-7/8	4



Risk of tripping.

•Do not use extension cords with power drawer outlets.
Tripping can cause injury.



Risk of electric shock and fire.

•Do not remove the ground connection.
•Do not expose to rain, snow, or wet conditions.
•Do not operate with damaged cord or plug.
•Replace damaged cord or plug immediately.
Electric shock or fire can cause injury.



Risk of explosion.

•This equipment should not be located in a recessed area or below floor level.
•Flammable fuel or vapors can ignite.
•Power drawer has internal arcing or sparking parts.
•Do not expose to flammable vapors.
•Power drawer components to be mounted at least 460mm (18 inches) or more above the floor.
Explosion or flame can cause injury.



YA3140 - A Diagnostic Tool for Pulling Fault codes on OBD1 Vehicles and Viewing Limited Live Data on All 1996 and Newer OBD2 Vehicles



Features and Benefits:

- Provides S.A.E. Enhanced OBD2 Live Data – views, records and plays back live PCM data streams.
- Designed to retrieve OEM Enhanced and Transmission diagnostic codes in all OBD2 (1996 and newer) and some of the most popular OBD1 (1981 to 1995) vehicles.
- Features unique patented all-in-one backlit screen and LED display for quick State OBD Emissions Readiness inspection and Drive Cycle verification.
- Includes OBD-PC Link Diagnostic software and cable to generate, print, and save detailed Vehicle Diagnostic Reports and update the tool via the Internet.
- 2 Year Warranty



LIVE DATA	
LTFT Bank 2 (%)	2.5
Calc Load (%)	8.5
Engine (RPM)	1258
Coolant (°F)	158
Ign Adv (deg)	15

View Enhanced Live Data Values

OBD1 Screen	
DTC: 11	EEC-IV KOEO
System PASS, no KOEO fault codes present	

OBD1 Screen

English, Espanol & Francais	
P2019	Sensor de posición de ductos del múltiple de admisión/circuito del interruptor-banco2

English, Espanol & Francais

OBD1 – GM
1982-1993 &
some 1994 to
1995

OBD1 – Ford,
Lincoln &
Mercury 1983
-1995

OBD1 – Chrysler,
Dodge &
Plymouth
1983 to 1995
& Jeep – 1993
to 1995

OBD1 - Toyota
& Lexus –
1990 to 1995

All **OBD2** –
1996 & newer
including
C.A.N.
vehicles



YA3140: Scan Tool CanOBD2 & 1® Kit

See page two for applications, comparison chart and warnings.

CE – Not Available



Create custom
Vehicle Diagnostic
Reports



YA3140 –Applications, Comparison Chart and Warnings

YA3140 includes:

- YA3140-10 – English Manual
- YA3140-11 – Spanish Manual
- YA3140-12 – French Manual
- YA3140-PB – Rugged Plastic Carrying Case
- YA3120-2 – 6 foot j1962 OBD2 DLC Cable
- YA3120-3 – GM OBD1 Cable
- YA3120-4 – Ford OBD1 Adapter
- YA3120-5 – Chrysler OBD1 Adapter
- YA3120-6 – Toyota & Lexus OBD1 Adapter
- YA3120-7 – 6 foot OBD1 Extension Cable
- YA3120-8 – RS 232 PC-Link Cable
- YA3120-9 – Windows® OBD-PC Link™ Shop Software



WARNINGS



•Wear safety goggles. (User and bystanders)



•Read additional safety precautions on pages 534 to 537 in product catalog CAT1000.

Applications:

OBD2 Coverage:

- Retrieves OEM Enhanced and Transmission DTCs
- Communicates with all OBD2 protocols: C.A.N. (Controller Area Network), ISO 9141, J1850PWM, J1850VPW, KWP 2000, ISO-15765
- Provides SAE enhanced OBD2 Live Data - views, records, and plays back live PCM live data streams with OBD PC-Link™ Diagnostic Software
- Displays Freeze Frame Data
- Includes Spanish and French Interface & Definitions (selected by a menu command)
- Retrieves OBD2 DTCs: Generic Codes (P0, P2, P3) Manufacturer Specific Codes (P1 for 29 Manufacturers)

OBD1 Coverage:

- General Motors – 1982 to 1993 and some 1994 to 1995 models
- Ford, Lincoln, Mercury – 1983 to 1995 models with EEC-IV Systems
- Performs: KOEO, KOER, Timing Check, Cylinder Balance Test, Output State Test, Wiggle Test
- Toyota / Lexus – 1990 to 1995
- Chrysler / Dodge / Plymouth – 1984-1995
- Jeep – 1993 to 1995
- US Patents 6,687,584,6,947,816,6,941,203: Other patents pending

Comparison Chart: YA3120, YA3140 and YA3160

FEATURES & FUNCTIONS	YA3120	YA3140	YA3160
1996 to Present Coverage - Check Engine Light Diagnostics	✓	✓	✓
Links to All OBD2 Protocols Including C.A.N.	✓	✓	✓
Emission Readiness Advisor LEDs	✓	✓	✓
Erase Button Turns Off "Check Engine" Light	✓	✓	✓
Diagnostic Software - Print Vehicle Diagnostic Reports	✓	✓	✓
Internet Updateable - Software & Cable Included	✓	✓	✓
On-Screen Definitions in English, French and Spanish	✓	✓	✓
Retrieves OEM Enhanced Engine & Transmission Codes	✓	✓	✓
OBD1 Coverage - Ford, GM, Chrysler, Jeep	✓	✓	
OBD1 Coverage - Toyota, Lexus, Ford EEC-IV	✓	✓	
View & Record OBD2 Enhanced Live Data		✓	✓
View OBD Modes 1-9 (O2 Sensor Testing / VIN Identification)		✓	✓
ABS Diagnostics - View & Erase Faults - GM, Ford, Chrysler + C.A.N.			✓

Country of Origin - Taiwan



Perform Automotive Diagnostic & Mechanical Tests & One-Person Brake Bleeding



Applications:

- Vacuum & pressure related engine performance diagnostics and tune-ups.
- Brake bleeding
- Fluid transfer, evacuation, and sampling

Key Features and Benefits:

- Produces vacuum or pressure at the turn of a switch
- Comfortable ergonomic design
- One-finger trigger vacuum/pressure release
- Includes durable, accurate diaphragm style pressure/vacuum gauge

Specifications:

- Pump Displacement 1 in3 (16cc) per stroke
- Max. Vacuum/Pressure 25 in Hg (85kPa)/30 psi (205 kPa)
- Packaged Unit Weight: 4.0 lbs (1.8 kg)



WARNINGS



- Wear safety goggles. (User and bystanders)



- Do not expose gasoline to flames, sparks, or other sources of ignition.



- Use only in well ventilated areas.
- Read additional safety precautions on pages 534 to 537 in product catalog CAT1000.

YA4000B – Automotive Test Kit includes:

- Hand vacuum/pressure pump w/ 2" (50 mm) compound gauge w/ rubber boot
- 12 oz. (355 ml) fluid reservoir bottle w/ fluid transfer and storage lids and fluid pick-up tube.
- 6 Tapered adapters for connecting to tubing from .09" (2.3 mm) to .50" (13 mm) ID
- 2 Tapered manifold plugs
- 2 Universal bleed screw adapters
- 12 Vacuum cap plugs
- Vacuum line T-adaptor
- (2) 1/4" (6.4 mm) ID x 24" (610 mm) long connection tubes w/ Quick-change Connector
- 5/32" (4 mm) ID x 1/4" (6.4 mm) ID tubing adapter
- 5/32" (4 mm) ID x 3" (75 mm) long Vacuum Test Tube
- Rubber cupped adapter
- Master Cylinder Refill Kit
- Custom Molded Case
- User's Manual (English, French, Spanish)

Country of Origin - China

CE GB, ES, FR

Snap-on.com

Blue-Point is a trademark, registered in the United States and other countries, of Snap-on Incorporated. Other marks are marks of their respective holder. ©2009 Snap-on Incorporated.

April 27, 2009

Blue-Point[®]