



ESSENTIAL



AWS

USER MANUAL

Rev 1.0



Introduction

Thank you for purchasing the Bodigi ESSENTIAL wireless bathroom scale. Please read all operating instructions carefully before use. Scales are precision measuring devices and should always be handled with proper care. To ensure years of reliable service, keep these simple tips in mind:

Weighing Tips

- Do not weigh on carpet. Hard floors provide the best weighing surface. Slanted or uneven surfaces should also be avoided.
- For repeatable results, remain still while weighing with your weight centered on the platform.
- Keep the area under and around the scale clear. Inaccuracy can arise from items lodged under the platform.

Care Tips

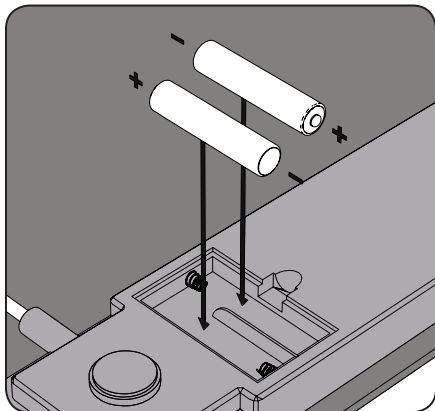
- Clean the scale with a slightly damp cloth. Do not use harsh solvents.
- To avoid leakage, remove the batteries when storing the scale for extended periods of time.
- Store your scale in a clean, dry location. Dust, dirt, and moisture can accumulate on the weighing sensors and electronics causing inaccuracy of malfunction.

Batteries

ESSENTIAL

1

Insert the batteries. (two AAA)



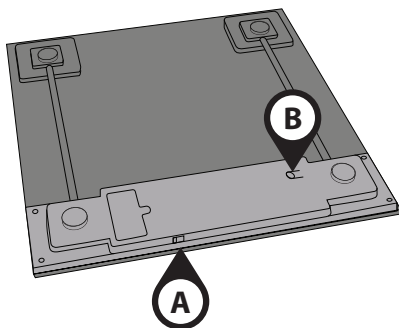
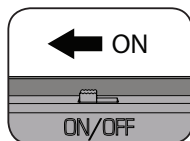
Low batteries can cause inaccuracy. Check the batteries if you are having issues with the scale.



Turning On

2

Turn the scale on using the ON/OFF switch located at the rear of the scale



ESSENTIAL

A ON/OFF
Switch

B UNIT
Button



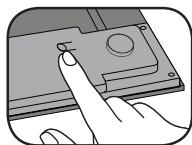
If you are transporting the scale, flip the ON/OFF switch to the OFF position. Remove the batteries if storing the scale for long periods of time

Weighing Units

ESSENTIAL

3

Press the UNIT button on the bottom of the scale to change the displayed weighing unit between lb, st, or kg.



Pounds (lb)



Stone (st)



Kilograms (kg)



The scale will default to the unit you choose the next time you use the scale.



Location

4

Place the scale on a hard, level surface. Don't use the scale on soft surfaces like carpet.



ESSENTIAL



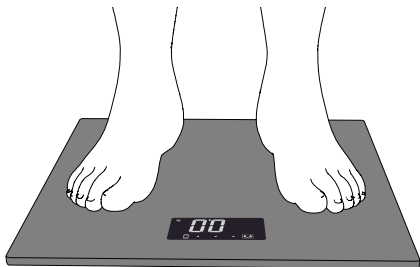
When moving the scale from one place to another, let the scale turn on then off again to allow the scale to re-zero. Otherwise, your next weight result might include the weight of the platform.

Weighing

ESSENTIAL

5

Step onto the center of the scale platform. The scale will turn on automatically and begin weighing. The scale will turn off automatically when you are finished.



For best results, weigh yourself once or twice a week, after waking up in the morning. This will give the most consistent conditions for weighing. Your weight may fluctuate by several pounds throughout the day due to water weight.



Install Scale App



iOS App Download:



Link: ios-install.bodigi.net



Android App Download:



Link: droid-install.bodigi.net

Using Scale App

ESSENTIAL

1

The first time you launch the app, you will be asked for an Activation ID. Enter the ID below:

Activation ID: 100001

2

Enter your profile information.

3

Your weight data will be synchronized with the app



The app must be running and active when you weigh yourself on the scale in order to sync. The app must have microphone access to receive the ultrasonic signal from the scale.

For more information, go to:

bodigi.net/support

bodigi.net



Get Motivated

ESSENTIAL

Bodigi is a service of American Weigh
Scales Inc. Norcross. GA 30071.

Made in China