

User Guide

Blueair Medical

FEATURING
HEPASILENT^a
TECHNOLOGY





Blueair Medical

THANK YOU FOR CHOOSING BLUEAIR

Ready to start breathing cleaner air? First, read this User Guide to ensure that you use the Blueair Medical safely and effectively. Then plug it in, turn it on and breathe. Don't hear anything? Check the blue power on light.

Blueair is so quiet, you may not realize it's on. But as the patented Blueair system removes dust, pollen, smoke, gases and odors from your indoor environment, we think you'll notice the difference.

GENERAL SAFETY INSTRUCTIONS


The Blueair Medical is an electrical appliance. Before using it for the first time, please read these safety instructions and take precautions to reduce the risk of fire, electric shock and injury. (And keep in mind the Limited Warranty applies only if the unit is used according to instructions.)

To reduce the risk of electric shock, the Blueair Medical will automatically turn off when the front door is opened for cleaning and filter replacement. Additionally, the unit has a grounding type plug (with a third pin) that will only fit a grounding type outlet. If the plug does not fit your outlet, contact a licensed electrician to install a grounded outlet. Do not alter the plug in any way.

To avoid electric shock and fire hazards, plug the Blueair Medical directly into an appropriate electrical outlet (see voltage label on your unit) using the cable provided. The cable is packaged beneath the unit.

The appliance is not intended for use by young children or infirm persons without supervision.

Young children should be supervised to ensure that they do not play with the appliance.



Blueair Medical

Do not allow foreign objects to enter the ventilation or exhaust openings. This may cause electric shock or damage to the unit.

Never try to repair or adjust any of the electrical or mechanical functions on your Blueair **Medical** yourself. Contact your local dealer or Blueair for service center information.

Use only authorized Blueair filters.

USING YOUR BLUEAIR

Place the unit in a location that allows air to circulate freely in, out and around the unit.

Do not place the unit:

- Directly on or against soft furnishings (such as bedding or curtains).
- Near electronically sensitive devices such as a computer (within 6 /10cm).
- Near sources of heat (such as radiators, fireplaces or ovens).
- Near oxygen tanks or other combustible gases.

Do not let the Blueair come in contact with water. It is not designed for use outdoors or in wet areas (such as bathrooms).

SETTINGS

When turning on the Blueair after the unit has been off, turn the speed control to level 4 for a few minutes of fast initial cleaning. Then adjust the control to the desired speed:

1. HEPASilent™ (for nighttime use)
2. Moderate fan speed (for daytime use)
3. Fast fan speed (for a large room)
4. Maximum operation (for fast initial cleaning or very polluted air)

For best results, run your Blueair **Medical** 24 hours a day, 7 days a week. Continuous operation means you get a continuous supply of clean, filtered air circulating throughout the room.

Blueair Medical

How It Works

Built-in carry handles

4-speed control knob (on side)

Blue “power on” light

Airflow output

Easy-to-change filter
– no tools required

Galvanized Swedish
steel housing

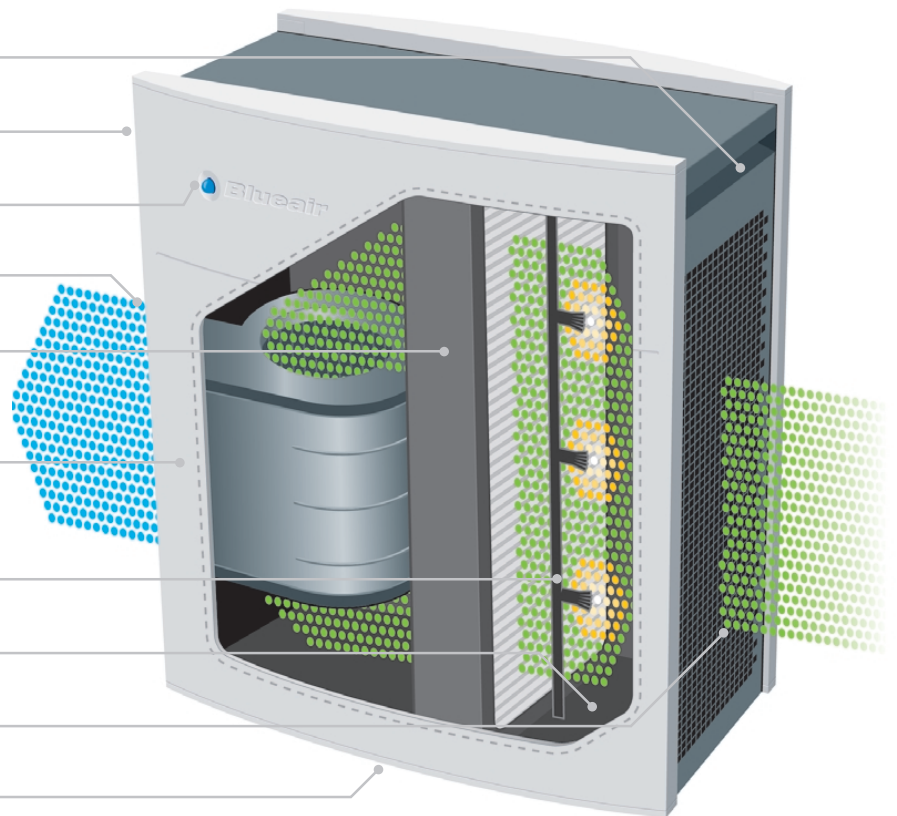
Ion brushes (no ozone generated)

Easy-to-vacuum ion chamber

Airflow intake

Power source and cord

Safety switch automatically turns
power off when door opens





Blueair Medical

KEEP YOUR BLUEAIR LOOKING GOOD AND WORKING WELL

The Blueair Medical features award-winning Swedish design, materials and workmanship. Keep your unit in top condition with these cleaning tips:

- Wipe the exterior with a soft, clean, damp cloth.
- Vacuum the small inlets with a soft brush attachment.
- Vacuum inside the ion chamber by opening the front door of the unit and opening the door of the ion chamber (right-hand side).
- Never clean with gasoline, chemical solvents or corrosive materials – they may damage the surface.

HELP KEEP THE PLANET HEALTHY, TOO

At Blueair, we're in the business of clean air. Our air purifiers are designed for maximum improvement of indoor air, with minimum impact on the natural world.

The particle filter is made of polypropylene, which breaks down into water and carbon dioxide when burned.

Unlike other common filters, ours contain no aluminum, triclosan or other chemical additives.

All major parts are made from high-quality galvanized steel, not plastic.

The external parts have been powder coated for endurance and environmental protection (with no introduction of chemical outgassing).

The Blueair Medical is energy efficient. From lowest to highest speed, it uses from 20 to 95 watts – no more than a lightbulb.

Blueair air purifiers are built for years of use. They are also designed to be disassembled and the components sorted and recycled.

Blueair Medical

FILTERS

Patented HEPASilent™ technology makes the Blueair **Medical** incredibly quiet. Units come with one HEPASilent™ particle filter (installed):

HEPA Filter – Includes 1 particle filter that removes dust, pollen, bacteria, pet dander, mold spores and other airborne particles. The particle filter is made of polypropylene, which mechanically filters out airborne particles. To maximize filter effectiveness, particles are negatively charged before reaching the filters.

VOC Filter – contains active carbon and is recommended for use in rooms where heavy gaseous pollutants such as cigarette and cigar smoke or other VOCs (volatile organic compounds, such as most household paints) are present. On first use, you may notice a slight odor from the active carbon; this will dissipate quickly.

For optimal performance Blueair recommends that you replace filters every six months.

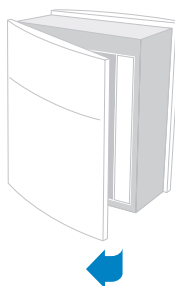
We offer a convenient Filter Subscription Program (not available in all countries). For information or to place an order, contact your local dealer or Blueair.

IMPORTANT! Use only Blueair filters to ensure proper functioning and to qualify your unit for full warranty coverage.

Changing the Filters

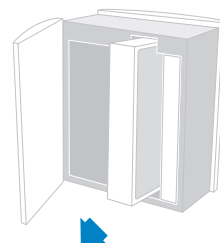
STEP 1:

Open the front door; power to the unit will automatically switch off.



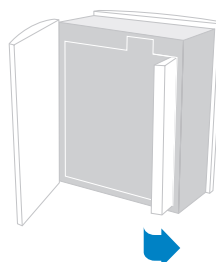
STEP 2:

Remove old filter.



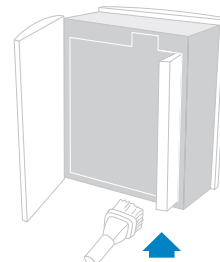
STEP 3:

Open ion chamber door to the right of filter slot.



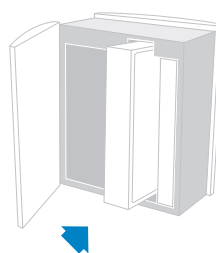
STEP 4:

Vacuum ion chamber.



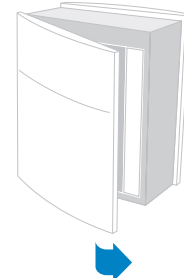
STEP 5:

Replace with new filter; use Blueair filters only.



STEP 6:

Close ion chamber door and close front door.



Filter Subscription Card



Use this Order Form for Free Delivery and Automatic Shipment of Filters.

- ☐ Model **Medical**
- ☐ I would like to receive free delivery of the **HEPA Filter**, twice a year.
- ☐ I would like to receive free delivery of the **VOC Filter**, twice a year.
- ☐ Program Start Date _____.

Name _____

Company _____

Address _____

City _____

State _____

Zip _____

Phone _____

Fax _____

E-mail _____

- ☐ Credit Card

By marking this box and signing my name below, I hereby authorize Blueair to bill my credit card for the filter kit option selected above, twice yearly, for the convenience of automatic filter shipments. Blueair will continue to invoice my credit card until I decide to cancel the automatic shipment in writing. This must be done either by sending a fax to: (312) 245-5272 or by sending a letter to: Blueair Inc., 435 North LaSalle Street, Suite 410, Chicago, IL 60610, including a signature.

Name of cardholder _____

Type of credit card _____


Credit card number _____

Expiration date _____

Authorized signature _____



NO POSTAGE
NECESSARY
IF MAILED
IN THE
UNITED STATES



BUSINESS REPLY MAIL

POSTAGE WILL BE PAID BY ADDRESSEE




BLUEAIR INC
17N STATE SUITE 1830
CHICAGO IL 60602



PLEASE FOLD AND SEAL WITH TAPE OR GLUE. DO NOT STAPLE

Blueair **Medical**
Filter Subscription



Your Warranty Card



Thank you for buying a Blueair Air Purifier. We appreciate your business! Please take a few moments to activate your warranty by filling out and mailing this warranty card. (You can also register your warranty on the Web at www.blueair.com or fax it to +312-245-5272.) The information you provide will help us develop innovative products to keep you breathing cleaner air!

Please complete and return this form within 30 days of purchase in order to receive your 10 year Limited Warranty.

Name

Address

City

State

Zip

Phone

E-mail

Please tell us about the person who made the primary decision to purchase this product:

Sex: ☐ Male ☐ Female Do you own or rent? ☐ Own ☐ Rent
Age: ☐ Under 20 ☐ 20-29 ☐ 30-39 ☐ 40-49 ☐ 50-59 ☐ 60-69 ☐ Over 70
Total Household Income: ☐ Under \$20,000 ☐ \$50,001 to \$75,000
☐ \$20,001 to \$40,000 ☐ \$75,001 to \$100,000
☐ \$40,001 to \$50,000 ☐ Over \$100,000
Are there children under 18 in your home? ☐ Yes ☐ No

Air Purifier Model Purchased:

Date Purchased:

Dealer Purchased From:

Serial #

Store

Color:

Location

How did you buy this product? ☐ Retail Store ☐ Catalog ☐ Internet
Reason for Buying: ☐ Allergies ☐ General Indoor Air Quality Concern
(Check all that apply) ☐ Asthma ☐ Smoker in the Home
☐ Children with Allergies/Asthma ☐ Pets in the Home
☐ Other Medical Condition (Please describe) ☐ Other (Please describe)

Did a doctor recommend an air purifier? ☐ Yes ☐ No

Where will this unit be used? ☐ Home ☐ Home Office ☐ Office


Were you offered the Filter Subscription Program that automatically ships replacement filters every six months? ☐ Yes ☐ No If no, would you like information on this program? ☐ Yes ☐ No

If this product were available in a different color, which color would you prefer? _____

Are there other features that you would have liked to see on this product? _____



NO POSTAGE
NECESSARY
IF MAILED
IN THE
UNITED STATES



BUSINESS REPLY MAIL

POSTAGE WILL BE PAID BY ADDRESSEE




BLUEAIR INC
17N STATE SUITE 1830
CHICAGO IL 60602



PLEASE FOLD AND SEAL WITH TAPE OR GLUE. DO NOT STAPLE

Blueair **Medical**
Warranty Card



Blueair Medical

LIMITED WARRANTY

Blueair warrants that your Blueair Air Purifier will be free from defects in material or workmanship for a period of ten (10) years from the date of purchase provided that you have completed and returned your warranty registration to Blueair, and that the filters are replaced with original Blueair replacement filters at least once every six (6) months (the "Limited Warranty"). Within the first 30 days of purchase Blueair will replace the defective unit at no charge to you and reimburse any shipping charges. After 30 days, Blueair's obligation and liability under this Limited Warranty is limited to repairing or replacing (at its sole discretion) the defective unit and paying the freight cost of returning the unit to you. The Limited Warranty does not cover replacement filters.

In the event of a malfunction or failure of your Blueair Air Purifier, please contact your local dealer to obtain a return authorization number and the address of the nearest Blueair Repair Center. If you are unable to contact your local dealer, please contact Blueair directly at the addresses listed in your User Guide. The return authorization number must be clearly written on the outside of the shipping box or the shipment may be refused.

Your Limited Warranty remains in effect only if your Blueair Air Purifier:

1. Is operated in accordance with the instructions provided.
2. Has had its filter changed with original Blueair replacement filters at least once every six (6) months.
3. Is connected to a proper power supply (see voltage label on machine).
4. There is no evidence of tampering, mishandling, neglect, accidental damage, modification, and/or repair done to the Blueair Air Purifier by anyone other than authorized Blueair service personnel.
5. Your warranty registration has been completed and returned to Blueair.

This Limited Warranty is provided by Blueair Inc. in North America and Blueair AB outside of North America and contains the only express warranty provided to you.

BLUEAIR DISCLAIMS ANY EXPRESS WARRANTY NOT PROVIDED HEREIN AND ANY IMPLIED WARRANTY, GUARANTEE OR REPRESENTATIONS AS TO THE SUITABILITY FOR ANY PARTICULAR PURPOSE, PERFORMANCE, QUALITY AND ABSENCE OF HIDDEN DEFECTS, AND ANY REMEDY FOR BREACH OF CONTRACT, WHICH BUT FOR THIS PROVISION, MIGHT ARISE BY IMPLICATION, OPERATION OF LAW, CUSTOM OF TRADE OR COURSE OF DEALING, INCLUDING IMPLIED WARRANTIES OF MERCHANTABILITY AND FITNESS FOR A PARTICULAR PURPOSE. EXCEPT AS PROVIDED IN THIS AGREEMENT, BLUEAIR FURTHER DISCLAIMS ANY RESPONSIBILITY FOR LOSSES, EXPENSES, INCONVENIENCES, SPECIAL, INDIRECT, SECONDARY OR CONSEQUENTIAL DAMAGES ARISING FROM OWNERSHIP OR USE OF THE PRODUCTS.

This Limited Warranty gives you specific legal rights and you may also have other rights which may vary upon legal jurisdiction.

CONTACT BLUEAIR

Have questions about your Blueair Air Purifier or replacement filters? Contact your local dealer or Blueair at the addresses below:

Blueair Inc.
17N State suite 1830
Chicago, IL60602,USA
Phone: +312-727-1152
Fax: +312-727-1153
Phone:888.blueair
www.blueair.com
sales@blueair.com

Blueair AB
Danderydsgatan11
114 26 Stockholm, Sweden
Phone: +46 8 679 45 00
Fax: +46 8 679 45 45
www.blueair.se
info@blueair.se

Blueair Medical

Size of Product (INCH):

23H X 20W X 11D

Size of Product (MM):

590H X 500W X 275D

Weight:

37.5 lbs. 17 kg

Room Size (according to AHAM):

420 square feet 39 square meters

CADR (Clean Air Delivery Rate AHAM) with HEPA filter:

Smoke 271 Dust 280 Pollen 298

Air Exchange:

5 air changes per hour (420 square foot room)

Airflow Rate, with HEPA filter:

Speed 4:	302 CFM	513 m ³ /h
Speed 3:	170 CFM	289 m ³ /h
Speed 2:	106 CFM	180 m ³ /h
Speed 1:	89 CFM	151 m ³ /h

Power Consumption:

20-95 watts

Noise Level (Sound pressure level):

Speed 1: 38 dB(A)
Speed 2: 41 dB(A)
Speed 3: 50 dB(A)
Speed 4: 63 dB(A)

Blueair reserves the right to change or modify any specifications without notice.

CLEAN AIR
IS A HUMAN RIGHT

