

please read this manual carefully
and understand thoroughly before
you operate system.

USER MANUAL

ULTRASONIC RF SLIMMING
MACHINE



Content

Safety Notice -----	3-4
Operation Notice -----	4-5
Summarize-----	6
Advantage-----	.7
Feature & applications-----	9
Operational Processes-----	10-14
Pictures before and after treatment-----	15
Illustration operation-----	16-22
Taboos-----	23
Technical specifications & Packing List -----	24
After-sale service -----	26-26

1. Safety Notice

1.1 Please don't disassemble the equipment or try to do some other operation, which haven't been indicated in our instruction. All the repairing work should be done by our admitted professional personnel

1.2 Please don't assemble or operate this equipment while you are near the water or your hands are wet. Notice that don't pour the liquid on it.

1.3 Please pull out the plug from the socket when you met such conditions as below. And in touch with professional maintenance Station.

- A. The equipment touched liquid
- B. The equipment has abnormal smell, smoking or loud and strong noise.
- C. Cable is broken
- D. The equipment is fallen down and broken

1.4 Please don't put anything on the cables, don't place the equipment at any place where someone can step on the cable.

1.5 Please pull out the power cable after using it for your safety

1.6 Don't put anything into the equipment's jack, otherwise it may cause fire or touch the electricity. If something enters the equipment, please don't pick it out by yourself, contract distributor or our company immediately

1.7 Please don't put the equipment on anything that can't stand steadily, avoid it turning over and damage.

1.8 Our company has the right to modify the information in this introduction before notifying! And keep the explanations right for the above.

2. Operation Notice

Before operation, please read the following content.

2.1. It is essential to make different settings according to specific treatment demands.

2.2. The application of the machine must never be painful and cause redness to the skin or leave marks.

2.3. Move the treatment heads slowly over the skin of the body or the face. Don't let them stop in any one place on the skin.

2.4. Do not apply the device on children less than 7 years old. The treatment to children over 7 requires medical advice.

2.5. Do not use this device if suffering from a fever, inflammation, dermatitis (acne, eczema, herpes), warts, open or recently stitched wounds, serious and progressive illnesses (cancer, AIDS, hepatitis, blood diseases, etc.) or blood coagulation problems. Do not apply the device if you have or have had phlebitis, after vein surgery within the last two months, if you have varicose veins or tingling in your limbs, if you have any concerns consult a physician.

2.6. Never use the device on a pregnant woman.

2.7. The machine could be used on all external and healthy areas of the body except the eyes, throat, ears, glottis and the genital

area.

2.8. Must not be applied inside the mouth, or on mucous membrane, or on nipples, or moles without medical advice.

2.9. Never use the device if you suffer from epilepsy. The device must not be used by any person suffering from mental illness.

2.10. In the case of long-term treatment with drugs such as anti-inflammation, anticoagulants, antibiotics or if your skin bruises at the slightest shock, ask advice of your doctor/physician before using.

2.11. Never apply to the body parts with jewelry or ring.

2.12. Regular use of The machine enhances well-being; it is better not to stop its use for a prolonged period of time. Not following operating instructions and usage recommendations may bring lesser results than expected. Do not use the device longer than the recommended time.

2.13. If your symptoms have no improvement, or if in any doubt on the use, consult your doctor.

2.14. Effect may vary depending on your age, life habits (level of physical activity, diet, etc.).

2.15. The machine can be used after any plastic surgery only while following the instruction of the surgeon.

2.16. The machine is designed for professional use only, any personal use of this device is prohibited.

2.17. The Machine continuous working time shall not exceed 2 hours. The best way is cut the power off, let the machine have a rest for 10-15 mins. After the machine have worked for a hour.

3.Summarize

1, strong fat shredder, remove fat

Using gathered has strongly Sonic of shock wave head launches of frequency up 40KHZ of Sonic, entered human Hou can makes human fat cell produced a strongly of impact role and the fat cell between of friction movement, can effective consumption heat, consumption cell of water, makes fat cell narrow, also Dang Sonic vibration Shi can makes cell between produced strong crack impact, cell moments blasting, fat cell reduced, to reached removal fat effect.

2, and dissolved fat, and Lymphoma Detox, and tight to skin, and enhanced skin elastic to most advanced of RF technology and energy RF Yu a, can deep direct fat body, has target to positioning RF output of excellence sexual, makes fat cell organization in fast active of State Xia, produced cell body of heat friction hot, makes local temperature rise, by sweat glands, enterohepatic cycle and the lymphoma will body of extra fat and the toxins discharge body outside, to reached dissolved fat of effect.

3, RFID--radio frequency RF for short: it is short for a high frequency AC electromagnetic wave changes. Changes referred to as high-frequency currents greater than 10,000 times per second, and radio frequency is a high-frequency current. When radio waves at the time of the skin, the dermal collagen fiber heated to 45 ° c-65 ° c, immediate contraction of collagen fibers,

relax wrinkles the skin pulled tight, while stimulating the gradual proliferation of dermal collagen protein, dermal layer recovery firm and elastic, so as to achieve the purpose of tight skin, wrinkle removal.

4. The Advanced Technology

- 1.non-surgical;
- 2.non-invasive;
- 3.non-blooding;
- 4.painless;
- 5.scratch;
- 6.noninvasive;
- 7.no recovery;
- 2.treatment time shorter;
- 3.effective time soon(20% effect for the first time,2-6months can reach 90%);
- 10.maintain a long time (note:from collagen protein produced to decline normally is 3-5year)

5. Features:

- ※ dissolved fat and body slimming,
 - ※ kidney, ovary, such as maintenance therapy
 - ※ postpartum, after abdominal liposuction to tighten and improve the orange peel skin
 - ※ rigid cellular organizations against obesity
 - ※ edema and cellular organization obesity
 - ※ smooth lymphatic system, detoxification
 - ※ Cheat modification and upgrade
 - ※ Bustocck modified,
 - ※ Remove wrinkles rejuvenation, retard skin aging
 - ※ eliminate skin edema and swelling
- promote metabolism, active cell function

6.RF Applications:

1. Skin tightening and lifting
2. Deep and light wrinkles fading
3. Improving skin-elasticity and skin-shine
4. Fading away Pregnancy line
5. Skin rejuvenation
6. Shrinking facial coarse pores
7. Body figure shaping

Cavitation Applications:

1. full or partial weight reduction
2. increasing the rate of body metabolism, accelerate elimination of waste and moisture in the body

3. repair, pregnancy
- 4, relax muscles, relieve muscle spasms, relieve muscle pain
- 5, tighten the arms, legs, thighs, hips, back, abdominal muscles, reshape body
- 6, effectively improve the hips and legs orange peel-like skin, and also resolve after childbirth or after liposuction and abdominal relaxation problems.

7. Treatment Scope:

Face: Thin line, pouch, forehead wrinkle, cheek line, wrinkle around lip, acne, neck line, double chin, skin-smoothing, deep & light wrinkle.

Body: Tighten the loosening skin of arm(s), waist, abdomen, leg and pregnancy line

8. The immediately effect

It also with the rejuvenation effect

*Unipolar:it is easy to go into the deep skin,can penetrate to the deeper layers of the dermis,make the collagen protein reborn to tighten skin,get away the wrinkles,enhance the body shape.It is with high security compare with the unipolar RF.

*Unique choice of a variety wave forms,straight-wave,pulse wave,sawtooth and triangle wave,customers can choose different wave for different location,it is more humane.




9. Operational Processes



Button the " ENTER" , enter the operating interface .

RF body treatment:




RF Body treatment:  Please select  and press 




Intensity setting:01-20,general from beginning of 5,in turn increase,setting 15 energy is the best.



Time setting:10-15min,according to the customers need.

Then press  , the RF body will be working.

press  , it will go back to the main screen.


RF face treatment:




Intensity setting:01-20,general from beginning of 5,in turn increase,setting 15 energy is the best.



Time setting:10-15min,according to the customers need.

Then press  , the RF face will be working.

press  , it will go back to the main screen.

40K Cavitation treatment:




Intensity setting: 01-10, general from beginning of 5, in turn increase, setting 8 energy is the best.




Time setting: 10-15min, according to the customers need.



Then press , the 40k cavitation will be working.



press , it will go back to the main screen.

10. Pictures before and after treatment

The compared picture



before



after



before



after



before



after



11. Illustration of operation

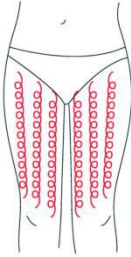
THIGH

Treated time: 30 minutes

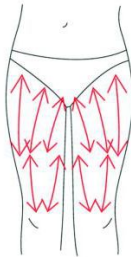
1. From down to upper, pushing to the groin to dredge the lymph.



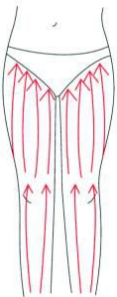
2. From down to upper, circling push by anticlockwise, can help decomposing fatness.



3. Also can push by come-and-go to decompose fatness.



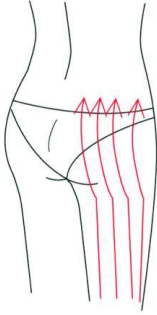
4. Pull from the knee and muscle texture to upper, can improve the curve.



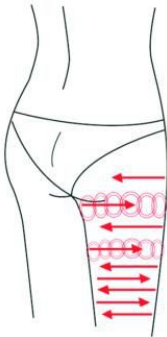
BUTTOCKS

Treated time: 20 to 30 minutes

1. From upper to down, by anticlockwise gesture, pull come-and-go.



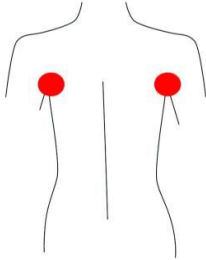
2. Along the muscle of arm, pull up to lift and tight the muscle.



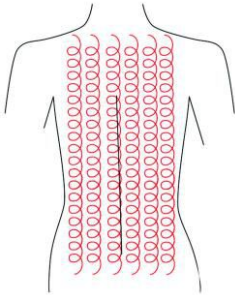
BACK

Treated time: 20 to 30 minutes

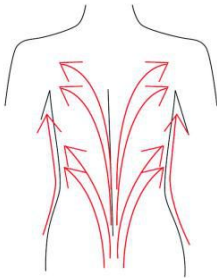
1. First by come-and-go, pushing the bladder nerve 2 to times.



2. Circling by anticlockwise to stimulate the underarm lymph node.



3. On the back, by anticlockwise circling, can help to decompose the fatness.

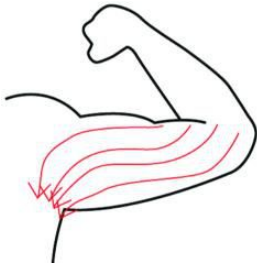


ARM

Treated time:30 minutes

BACK SIDE

1.From the inner elbow to the armpit, doing lymph drainage.



2.Circling to stimulate the lymph node.



3.By anticlockwise or come-and-go pushing, decomposing the fatness.



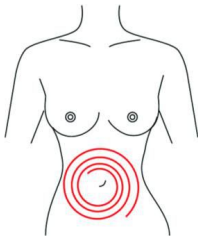
Facade

1. From the elbow to the outer, doing tightening gesture.

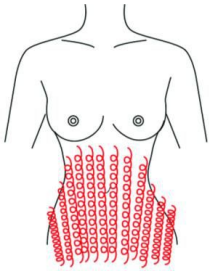
Abdomen

Treated time:20 to 30 minutes

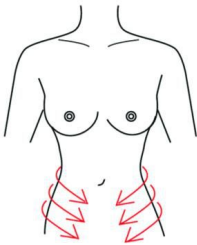
1. From small to large, by clockwise direction, circling around the navel, can help peristalsis of the large intestine.



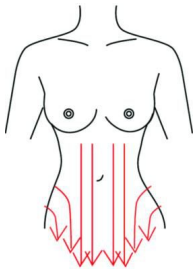
2. From small to large, by anticlockwise direction, circling push down.



3. From the belly and muscle texture, pull to the groin.



4. Through lymph drainage gesture, taking the toxin to the place of groin.



12. Taboos (who are not suitable to use the machine)

- 1 Pregnant women or women during in menses.
- 2 Epileptic
- 3 Patients with malignancy.
- 4 Patient whose wound after operation has not healed up.
- 5 Acute inflammation or epidemical patients.
- 6 Whom with heart diseases or with heart pacemaker..
- 7 Whom with kidney (gall-stone) disease.
- 8 Who was embedded metal object or silica gel.
- 9 Who in menses, birth control period, emiction
incontinence period, or accepting the belly operation.
- 10 Whose body always take much inner hot.
- 11 Who has the genetic hypersensitivity.

13. Technical Parameter & Packing List

★ TECHNICAL PARAMETER

RF Energy	50J
Cavitation	40K
Pulse type	continuous/pulse
Frequency	1MHz
Power	150W
Voltage	110AVC~240VAC
G.W.	25KG
Meas	56*45*40cm

★PACKING LIST

Description	Qty.
Main device	1pcs
RF head	2pcs
Cavitation head	1pcs
Power cord	1pcs
Fuse	2pcs
Key	1pcs
Manual	1book

14.AFTER-SALE SERVICE AND MAINTENANCE

The term of maintaining guarantee is main device 1 year and spare part 3 months from the date of purchasing according to the receipt. (Expendable is not included in it.) Others not included in maintaining guarantee or over the time, we also supply to maintain and renew but need charges. Please contact with the dealer if need change of purchasing the parts and easily expendable products.

A. We will guarantee the quality of our equipment, normally there is no quality problem

1. If there is a deficiency, please email or call us on the reasons, it would be best to dealt with by email or telephone. Because some of the problems are caused by using the machine in a wrong way.
2. We suggest the client to take photos of the area where the problem occurs, we will pass them to our technician , our technician will give a satisfactory answer within 1-7 working days
3. If the problem comes from the spare part within the warranty, we could consider in changing the spare part to our client, which could be sent with his/her next order. If the next order is uncertain, we could pay freight cost to send the spare parts.
4. If the problem comes from the main device within the warranty, we could advice our client to post the device back to our company for repair by ordinary post, or we could re-send a new one to our client. If the cost of posting the

problematic device back to BEST is more than the value of a new device, BEST would take it into consideration, according to the actual status; apply to re-send a completely new device back to our client.

B. We won't supply maintaining guarantee if troubles as below:

- a) Disassembling the machine by self;
- b) Fall it without caution;
- c) Lack of reasonable keeping and protect;
- d) Not operate according to the user manual.
- e) Expendable reasons

If changes of the design and specification of the machine, we will not notice you in addition. If any queries, please feel free to contact with the local marketing company.

All in one, we will try our best to serve you and also need your fully cooperation. Thanks.

Product name :		Purchase date:	deadline:
Seller:		Add.:	Tel.:
Customer:		Add.:	Tel.:
Repair date	Reason of the fault	Repair content	
Maintain list			

