




FUN EVENTS:

___ **STACK THE DECK REVISITED**, Trunk Show & Book Signing with Karla Alexander. Tues. Dec. 28, 6-8 pm

___ **QUILT SHOW** at the Oregon Garden, January 28 & 29, 2011

___ **TRIP TO IRELAND** With Quilted Forest and Sew Many Places featuring Karla Alexander, August 6-14, 2011 Pick up info in the shop or on the web.

FREE - \$5 CLASSES:



 **LET'S GET STARTED:** This class is about beginning basics, rotary cutting, achieving the perfect 1/4" seam, squaring up and pressing, but if you feel like you've missed some of this along the way, come make a patch or two!

Instructor: Sylvia Dorney
FREE with purchase of supplies and a RSVP

☾ Thur., Jan. 6 ⌚ 6 to 8 pm

Suggested book: Start Quilting with Alex Anderson



  **THE MARTELLI ZIP BIND SYSTEM:** When you reach a certain point with your quilts, you want professional results. If you've felt that the obstacle to creating award winning quilts is how you bind them, this may be the class for you. The Martelli system—which Sylvia will take you through on a very down-to-earth level—is a compilation of sewing machine feet, binding aids, and clips that helps you obtain complete accuracy as you apply, corner, and complete the binding process. Amazing in concept; marvelous in practice.

Instructor: Sylvia Dorney Free with RSVP

☾ Tue., Dec. 7 ⌚ 6 to 9 pm


☉ Sat., Mar. 12, ⌚ 1 to 4 pm

Suggested Notion: Martelli Zip Bind System

FIRST SATURDAY SAMPLER: Started in September, continues through August \$5

☉ Fri., Dec. 3, Jan. 7, Feb. 4, Mar. 4 continues – Aug. 2011 ⌚ 8:30am to 9:15am

☉ Sat., Dec. 4, Jan. 8, Feb. 5, Mar. 5 continues – Aug. 2011 ⌚ 8:30am to 9:15am

 **GIFTS TO MAKE:** Join us for a free make-and-share class! Make a gift for yourself and then another for a friend. Choose from the ever-popular pillowcase, stockings, the new flip-flops, wine bag or punch card pouch.

Instructor: Sylvia Dorney FREE with purchase of supplies

☾ Thurs., Dec. 9 ⌚ 6 to 8 pm - Stockings

☾ Tue., Dec. 14 ⌚ 6 to 8 pm - Wine bag

☾ Tue., Dec. 21 ⌚ 6 to 8 pm - Punch Card Pouch

☾ Wed., Dec. 22 ⌚ 6 to 8 pm - Flip Flops

☉ Sat., Jan. 15 ⌚ 2 to 4 pm - Pillowcase


Sylvia's Scribblings...

I hope you read this in time to participate in Turkey Pop Day. Don't miss our zany little turkeys, stuffed with a tootsie-roll pop and loaded with gift certificates, shop discounts, and of course triple punches. Details are in the box below, we start this fun at the same time of 9:30 am.

As always, we've got new classes for you, and the best filling "classics" in case now is the time you're ready. We love to quilt and craft right up 'till Christmas. If you do too, join Janae' and make some of those cute Whimsical Cone Trees, Sylvia for Wine Bags, Stockings or the Two-Hour Tulip Bag, or get decorative and make a fabulous new "Yuletide Ornament" hanging, a creative new pattern by guest teacher, Sheryl Dorland. It's finished with the new "Hot Ribbon" that curves. If you've stashed away blocks of any size, Karla has the new class and pattern for you, "Smart and Sashy;" get it? We are also eagerly awaiting her next book, *STACK THE DECK REVISITED*, with lots of new quilts. Come for her trunk show and signing. She will start pulling quilts out of the "trunk" at 6pm, so come then if you can, rather than anytime throughout. (Dates top right, Fun Events) Check out the holiday classes for kids and teens, and the rest of the new classes not mentioned here...

Sylvia's Scribblings continues on p. 7

TURKEY POP DAY - NOV. 26TH



Turkey Pop Day

Friday, November 26, 2010

9:30 AM - TILL THEY RUN OUT

-- A FELT TURKEY COVERING A LOLLIPOP--

LOADED WITH GIFT CERTIFICATES, TRIPLE PUNCH COUPONS OR 15-25% DISCOUNTS

Receive 3 flyers mailed to your door
for the bargain price of \$1.50

Add it to your next shop purchase, mail a check,
or sign-up on line at our Classes page,

OR TELL US TO SWITCH YOU TO
(E) FOR ELECTRONIC

And we'll send it to your e-mail box at no charge.

NEW CLASSES

DESIGN MAGIC STENCIL QUILTS: These are not your mama's stencils. In fact, no one will even know there was one, once you've created a dazzling new block using one or more of the elegant, modern and undulating stencil designs included in *Design Magic* by Shelly Stokes. With Sylvia's guidance you'll follow a simple three-step process using Painstiks, brushes and a hot iron that will render you by-the-block or whole cloth magic for creating everything from a placemat to a queen-size quilt. No fusible web; no machine appliqué: just a beautiful fabric made more beautiful by your own deft strokes.



Instructor: Sylvia Dorney Tuition: \$39.00 LP Tuition: \$29.00

☉ Sat., Feb. 19 ☰ 12 to 5 pm

Suggested Book: Design Magic

DOUBLE DIAMOND TABLE RUNNER: There is just something magical and intriguing about three-dimensional quilts, and the woven side sashing on this knockout table runner is no exception. The trick is in the ruler, the clever use of fusible web, and followed by a nice simple fold-and-sew method that all add up to amazing and beautiful. Marlys will show you the magic behind the Double Diamond Ruler, and your clever construction of "double-sided fabric" will result in a show-stopping table topper fit for your finest buffet.



Instructor: Marlys Sanford Tuition: \$39.00 LP Tuition: \$29.00

☉ Sun., Feb. 13 ☰ 12 to 5 pm

Suggested Pattern & template for Double Diamond Table Runner

FABRIC POST CARDS-- HOLIDAY GREETINGS: Join quilt artist Joanna Price and learn the process of creating keepsake fabric "postcards" that reflect your artistic feelings for a season or holiday—the reds, pinks, laces and hearts of Valentine's Day, the rainbow of flowers, birds and sky that reflect spring, the traditions and memories that make up Father's or Mother's Day. These are the gifts that you make for yourself or your loved ones that capture a shared memory or feeling forever on fabric. Start with December for a special holiday card.



Instructor: Joanna Price Tuition: \$25.00 LP Tuition: \$15.00

☉ Wed., Dec. 8 ☰ 6 to 9 pm

☉ Thur., Jan. 13 ☰ 6 to 9 pm

Suggested Pattern: Fabric Postcards

FABRIC WRAPPED BASKETS: We just about invented these about 20 years ago, and now the pleasure is back again. Strips of lovely fabrics, the edge tidily tucked under, wrap and weave through lengths of semi-firm cording into quaint and sturdy round or oval baskets, with or without handles or other adornment. They're fun and relaxing to make, not to mention fast and easy. A wonderful way to use up scrap fabric; a great accent for a freshly made quilt—and of course very fun to fill!

Instructor: Janae' King Tuition: \$25.00 LP Tuition: \$15.00

☉ Sun., Jan. 9 ☰ 1 to 4 pm

☉ Wed., Mar. 9 ☰ 6 to 9 pm

No book or pattern available for this project

FANDANGO'S SECRET AND OTHER HIDDEN GEMS: If you enjoyed the burst of energy created by the radiant Fandango block, you'll want to learn the tricks behind this fabulous square-in-the-middle variation which gives the quilt a new sense of cohesiveness and interest. And no worries, the secret is simply fantastic! If your taste is more towards the luscious layers of Stradavarious quilts, Forest favorite Checkerboard Stars or the easy elegance of Modern Thinking, Debbie will be happy to guide you to perfection with any of those quilts instead!




Instructor: Debora Padilla Tuition: \$59.00 LP Tuition: \$49.00

☉ Thur., Feb. 3, 10, 17, 24 ☰ 6 to 9 pm

Suggested Pattern: Fandango's Secret, Fandango, Checkerboard Stars, Modern Thinking or the Stradavarious book

MAKE MINE A MINI! Miniature quilts revisited: If you've made miniature quilts before but were frustrated that something sooooo small took sooooooo long, you'll appreciate this class. Terrie Sandeln's single foundation technique allows you to piece faster and more easily without sacrificing perfect points and seams. And her book offers 24 delightful quilts—Tumbler Quilts, you'll want to make them all!



Instructor: Becky Hafer Tuition: \$39.00 LP Tuition: \$29.00

☉ Thur., Dec. 2 & 9 ☰ 6 to 9 pm

☉ Thur., Mar. 3 & 10 ☰ 6 to 9 pm

Suggested Book: Miniatures in Minutes

SMART & SASHY QUILTS BY SMART AND SASSY KARLA: You know you want to: bend the rules, change the rules, make up new rules, throw out the rules... Then come find out from Karla a whole new way to Sash-ay that quilt and reinvent your whole attitude toward the confinement or lack thereof of your sashing adds to your quilt top. And remember Karla's view: it's not complexity or difficulty we're after—it's freedom of choice and expression, with an emphasis on fun and easy!

Instructor: Karla Alexander Tuition: \$25.00 LP Tuition: \$15.00

☉ Sat., Feb. 5 ☰ 10:30 am to 1:30 pm

☉ Tue., Mar. 15 ☰ 6 to 9 pm

Suggested Pattern: Smart & Sashy Quilts

TWO HOUR TULIP BAG: You'll have four sizes to choose from—grapefruit to basketball—and three hours to make this little knockout that amazes with its speed of construction belied by its wonderful shape, storage capacity and sturdiness. This is the type of bag that's great for gift giving or fundraisers: fast, easy, affordable and filled with "wow," even when it's empty! Come open up a shop model, and you'll see what we mean!



Instructor: Sylvia Dorney Tuition: \$25.00 LP Tuition: \$15.00

☉ Sat., Dec. 18 ☰ 10 to 1 pm

☉ Tue., Feb. 22 ☰ 6 to 9 pm

Suggested Pattern: Two Hour Tulip Bag

YULETIDE ORNAMENTS: The secret is in the curves that make these sparkling ornaments rise up from their foundation, and the secret to the curves is the "Hot Ribbon," a friendly, pliable trim that magically follows your twists, turns and curves. Using holiday prints, fusible web, and a few sparkling crystals, you'll create oversize ornaments that will light up a wall or a hall with their luminous Christmas cheer. Great class for anyone old enough to handle a mini-iron!



Instructor: Sheryl Dorland Tuition: \$39.00 LP Tuition: \$29.00

☉ Fri., Dec. 17 ☰ 10:30 am to 3:30 pm

☉ Fri., Jan. 14 ☰ 10:30 am to 3:30 pm

Suggested Pattern: Yuletide Ornaments

WHIMSICAL CONE TREES: Come create your own Christmas forest: 7", 10" and 13" trees stand pertly on wooden candle holders, just waiting to be trimmed to Christmas perfection. This is a great way to use up scraps of Christmas fabric—you only need a 10" square for the *biggest* tree—and will be great fun for making with kids... of any age!



The trim possibilities are endless, from rickrack and buttons to rhinestones and lace—you can have trees all over the place!

Instructor: Janae' King Tuition: \$25.00 LP Tuition: \$15.00

☉ Fri., Dec. 10 ☰ 2:30 to 5:30 pm

☉ Wed., Dec. 22 ☰ 2:30 to 5:30 pm

Suggested Pattern: Whimsical Cone Trees

BACK BY POPULAR DEMAND

BEAUTIFUL BARGELLO: ...is back, and the “beauty rest” definitely paid off! Choose from 3 wonderful projects (from intermediate to advanced) by leading bargello designers, and the results will be “music for your eyes” from simple songs to full-blown symphonies. Whether it’s your first time with one of the most intriguing quilting techniques ever, or you’re ready to push your experience further, you’ll be enchanted by the wonderful offerings of this book, made even better by the informed and gentle guidance of Heather Costello.



Instructor: Heather Costello Tuition: \$49.00 LP Tuition: \$39.00

☾ Thur., Mar. 3, 10, 17 ☰ 6 to 9 pm

Suggested Book: Bargello Quilts

QUILT CAMP FOR MOMS: Okay, moms, here’s your chance: Monday through Thursday, 9 am to 1 pm, come cut and sew and giggle and snack as you make a Quilt Camp Special in four easy classes. Whether you decided your child shouldn’t be the one having all the fun, or you’re looking for a fun and fool-proof first quilt, you’ll love all the things you learn, and then take home a cuddly new quilt to prove it! No tent necessary; toasted marshmallows optional.

Instructor: Jeanette Pitalo Tuition: \$139.00 Covers everything but the backing, just like Quilt Camp

☉ Fri., Jan. 28, Feb. 11, 18, 25 ☰ 9 am to 1 pm

Suggested Pattern: Kids in the Cabin

KIDS & TEENS

GIRLS EASY PURSE: No, ladies, you don’t have to make a bag with Christmas fabric, but if you’re 7 to 10 years old, join Jeanette for four hours of purse making fun—you’ll go home with a “totally you” purse that will be the envy of all your friends!

Instructor: Jeanette Pitalo Tuition: \$25.00 LP Tuition: \$15.00

☉ Sat., Dec. 18 ☰ 2 to 5 pm

Suggested Pattern: The Katy Bag



KIDS DESIGNER PILLOWS: 5-to-8 year olds are invited to make a can’t-mess-it-up star or heart filled pillow. You’ll love the fuzzy edges, and the cool stack and clip techniques, plus the nifty envelope back, that add up to a great pillow for yourself or a best friend. Make one in class; make lots more at home!

Instructor: Jeanette Pitalo Price: \$25.00 LP Price: \$15.00

☉ Sat., Dec. 18 ☰ 10 to 1 pm

Suggested Pattern: Stars & Hearts

TABLE RUNNERS FOR TEENS: Whether they’re Quilt Camp graduates or not, your talented teen will have a blast with Jeanette learning new techniques on a small, frustration-free scale, as she (or he?) creates a tasty little table runner. Come look at some of our tuned-for-teens runners!

Instructor: Jeanette Pitalo Tuition: \$39.00 LP Tuition: \$29.00

☉ Tue, Dec. 21 ☰ 10 am to 5:30 pm

Suggested Book: On the Run

TEEN TIME: MONDAY NIGHT QUILT CLUB: Thirteen to nineteens are invited to join Nancy Ingerson (practically a teen herself) two Mondays a month for 2 1/2 hours of stitching fun. You can pick from the project du jour—such as a simple table runner, a snappy and fast pillowcase, a tasty tote—or you’re welcome to work on your own project. Beginners, ‘tweens, advanced all invited! Sign up soon—class is limited to 12!

Instructor: Nancy Ingerson Tuition: \$7.00 each day

☾ Mon., Dec. 6 ☰ 6 to 8:30 pm

☉ Mon., Dec. 20 ☰ 11 am to 4 pm

Kids 10 and older can take the Let’s Get Started class Jan. 6 Gifts to Make classes: Pillowcase or Stockings, or the Punch Card Pouch

BEGINNING CLASSES

BEGIN WITH SMALL QUILTS: ...then, we don’t care if it’s yours, your daughter’s or neighbors: make one of these wonderful “beginning” quilts”. The designs are fast and doable—it doesn’t matter if you’re an advanced quilt maker, or “just a baby”—you’ll have a blast with Janae’ during this less-than-9-months Saturday workshop creating one of these fetching, drool-free designs.

Instructor: Janae’ King Tuition: \$45 LP Tuition: \$35

☉ Sat., Jan. 15 ☰ 10 am to 5 pm

Suggested Books: Start Quilting, Baby Wraps, Still Crazy for Baby



BEGINNING BAGS: If you’ve never made any kind of bag or tote before, working in “3-D” can seem pretty intimidating. Come sew with Janae’, a professional bag designer and maker, and she’ll take the mystery out of it for you. Choose from four easy but eye-catching bags, and come learn the tricks of the trade for custom bag making pleasure! If you’re not a beginner, choose a different bag from the supply list.

Instructor: Janae’ King Tuition: \$45.00 LP Tuition: \$35.00

☉ Sat., Dec. 4 ☰ 10:30 am to 5:30 pm

☉ Sat., Feb. 12 ☰ 10 am to 5 pm

Suggested Patterns: Aimee Bag, Mandy Bag, Trendy Tote & more!

BEGINNING NINE PATCH OR MODERN LOG CABIN: Simple and sweet, easy to complete. From cutting to strip piecing to triangle corners, this is a great introduction to the wonderful world of quilting, and your lap will be eternally grateful, too!

Instructor: Janae’ King


Tuition: \$59.00 LP Tuition: \$49.00

☾ Wed., Jan. 5, 12, 19, 26 ☰ 6 to 9 pm

☾ Thur., Feb. 3, 10, 17, 24 ☰ 6 to 9 pm

☉ Fri., Mar. 4, 11, 18, 25 ☰ 2:30 to 5:30 pm

Suggested Pattern: Nine-Patch Hourglass or Log Cabin Book



BEGINNING PAPER PIECING: We’ve picked a pretty little pattern that should be just your cup of tea for learning the nifty techniques that make paper piecing the perfect art that it is.

Instructor: Lisa Encabo

Tuition: \$25.00 LP Tuition: \$15.00

☉ Sun., Jan. 9 ☰ 1 to 4 pm

Suggested Pattern: “Cups! Cups! Cups!”



BEGINNING FUSIBLES: Whether you’ve never worked with fusible web before or it’s left you plain confused, come spend some time with Lisa working with one of modern technology’s great gifts. Come learn all the sticky little secrets behind this super technique!

Instructor: Lisa Encabo Tuition: \$25.00 LP Tuition: \$15.00

☉ Sun, Mar. 6 ☰ 1 to 4 pm

Suggested Patterns: Any Elegant Garden block in the shop



BORDERS & BINDINGS: Never again have a quilt left undone because you were intimidated by these two important finishing steps. Fix it, rescue it, renew it, enhance it. Your quilt will be all the better for having learned from Sylvia whose motto is “It doesn’t have to be hard in order to be good!” She’ll prove it with her outstanding finishing techniques.

Instructor: Sylvia Dorney

☉ Sat, Mar. 5 ☰ 1 to 4 pm

Suggested Book: Baby Wraps or Color Shuffle

Furlough Day Piecing: Call to reserve a spot in our classroom. Bring a project, sew as long as you’d like. Syl will drop in to help if you need it. Friday, Nov., 26th, 9:30 am-5:30pm

CLASSICS

ACCIDENTAL LANDSCAPES: Cool. You can't make mistakes. But what you can do is capture the feeling of a favorite spot—creating lakes or streams, mountains and sunsets, summers or winters, with this easy-to-follow technique for free-form layering and top-stitching. And their diminutive size—typically under 14"—makes them great for framing and gift-giving.

Instructor: Joanna Price

Tuition: \$39.00 LP Tuition: \$29.00

☉ Sun., Dec. 12 ☰ 12 to 5 pm

☉ Sun., Feb. 27 ☰ 12 to 5 pm

Suggested Book: Accidental Landscapes



AMAZON STAR BLOCK OF THE MONTH: Began in September, continues through February

Instructor: Lisa Encabo Tuition: \$100.00 LP Tuition: \$90.00

☾ Tue., Nov. 9, Dec. 14, Jan. 11, Feb. 8 ☰ 6 to 9 pm

Suggested Pattern: Amazon Star



APRONS: Pick fabric for two or three aprons and get to class! So many aprons, so little time! Great class—come share your stories while we make some American classics—fancy or frilly, basic or silly, they're still ours!

Instructor: Janae' King

Tuition: \$39.00 LP Tuition: \$29.00

☉ Sun., Dec. 5 ☰ 12 to 5 pm

Suggested Pattern: Any apron pattern in the shop

APPLIQUÉ WITH DEBBIE: Join Debbie in our all-day applique workshop, and by the end of it you'll be stitching like a pro. She will be teaching the Thimble Lady techniques, which besides keeping your hands pain-free, will enable you to create smooth curves, sharp points and deep inversions, as well as wonderfully even stitching. You'll be amazed to see how much skill you gain in just one day!

Instructor: Deborah Padilla

Tuition: \$39.00 LP Tuition: \$29.00

☉ Sat., Feb. 19 ☰ 10 to 4 pm

Suggested Book: Perfect Hand Appliqué, with Thimblelady



CAPRICCIO: Pie in the Sky Quilt Company comes up with another astonishing twist on simplicity: take some 8 1/2" squares, sash them with 1 1/2" strips, cut them up "according to manufacturer's instructions," and end up with something that defies logic with its depth, complexity and beauty, when hey actually that was very easy. We certainly don't want to say that Sally is "easy," but you'll be glad to know that the class is—only the results aren't! Twinkle and Flamenco gals are also welcome.

Instructor: Sally Blankenship Tuition: \$49 LP Tuition: \$39

☾ Wed., Mar. 16, 23, 30 ☰ 6 to 9 pm

Suggested Pattern: Capriccio



COLOR ADDED TO COLOR: Paint 'n' color expert Terrie Kygar is offering an advanced degree in coloring on fabrics. Join her class in which you'll use crayons, "Paintstiks," fabric markers, and Pigma pens to learn Terrie's Melt'n'Blend technique. You'll color your way to a stunning heirloom with Terrie's expert guidance & the ease of fusible web.

Instructor: Terrie Kygar Tuition \$41.00 LP Tuition: \$31.00

☉ Sun., Dec. 5 ☰ 12 to 5 pm

☉ Sat., Mar. 12 ☰ 10 am to 5 pm

Suggested Patterns: Peace in the Garden, A Bird's Eye View



COLOR CONCEPTS WITH SYLVIA AND CAROLE: Color theory in the Real World: join two gifted color experts who can help you grow your own ideas on color selection, improve your self-confidence, and give you insight into what works with what and why. You'll look at current trends in fabrics, colors and patterns, see how that meshes with your own likes and dislikes, and will also be able to consult on a current project or receive help planning/designing a new one.

Instructor: Sylvia Dorney & Carole Kurth Tuition: \$10

☉ Sat., Jan. 8 ☰ 10:30 am to 12:30 pm

Suggested Book: Color Play




CUTE AS A BUTTON BABY BOOTIES: Maybe it should be Cute as THE Button, since you can build your tiny pair of irresistible shoesies around a big bright button. Easy to make in a three hour class, line them with flannel for extra cuddle factor, pick from sizes newborn to 12 months and your baby's reward will be easy to slip on but hard to kick off booties. And if that baby is already toddling, you can make the bottoms with no-slip fabric for safe trotting. After you finish your booties you can move on to Flower Bed Slippers for Mom. You're so nice!

Instructor: Eileen Williamson Tuition: \$15.00 LP Tuition: \$25.00

☉ Sat., Dec. 4 ☰ 2 to 5 pm

☉ Sun., Mar. 13 ☰ 1 to 4 pm

Suggested Book: Handmade Beginnings



CREATIVE GRID RULERS WITH KARLA:

Your chance to work with Karla Alexander and her line of geometric wonders that give rulers a whole new "edge." Choose from 10 different patterns or work from her already classic Color Shuffle, and watch with amazement what you can do with rectangles, squares, curves and triangles. And of course what's great about Karla, is that it's not just about the geometry—it's your own inner beauty that she helps you find with your fabrics, expressing yourself freely and easily one fun block at a time.

Instructor: Karla Alexander Tuition: \$15.00 LP Tuition: \$25.00

☉ Sat., Dec. 11 ☰ 10 to 1 pm

☾ Tue., Feb. 15 ☰ 6 to 9 pm


Suggested Book: Color Shuffle or any of her 10 newest patterns designed for her Creative Grid rulers

DYNAMIC DAHLIA & MORE!: The folks at Quiltsmart have taken the stress out of traditionally difficult patterns with their wonderful fusible foundation. The lines are there for you to fold, sew and cut on, and your accuracy is unparalleled because nothing shifts out of place. Marvelous control adds up to fantastic results, along with a huge amount of piecing pleasure.

Instructor: Lisa Encabo Tuition: \$39.00 LP Tuition: \$29.00

☉ Sun., Feb. 6 ☰ 12 to 5 pm

Suggested Pattern: Quiltsmart's Dahlia, Ohio Rose and more.



FRENCH BRAID OBSESSION: If you thought French Braid was "Wow!" before, wait til you see it all grown up with high heels! Jane Hardy Miller has taken this amazingly fun and easy technique and taught it to create stars, borders and best of all a deceptive "diminishing block" technique that delights the eyes as it tricks them. Eight fabulous quilts, runners & tree-skirts.

Instructor: Sally Blankenship

Tuition: \$49.00 LP Tuition: \$39.00

☾ Wed., Feb. 2, 9, 23 ☰ 6 to 9 pm

Suggested Book: French Braid Obsession



Please Pre-Register for Classes
503-363-7973 or Toll Free 1-877-700-2233


MORE CLASSICS

HANDQUILTING USING THIMBLE LADY METHODS: You will learn to use the revolutionary thimble from Australia. These deeply dimpled thimbles dramatically improve the quilting process for beginners and skilled quilters alike—faster, easier, more even stitches after only about three hours practice. Never a sore finger again, and oh my, look at those lovely stitches!

Accredited Thimblelady Instructor: Deborah Padilla
Tuition: \$59.00 LP Tuition: \$49.00

☉ Sat., Feb. 12 ☰ 10 am to 4 pm

Suggested Book: Perfect Hand Quilting Without Pain



LIGHT MY LAMPSHADES: Our newest generation of shades are daringly modern, strikingly beautiful (especially in batiks!), and wonderfully simple to cover. And the variety of trims makes the finishing touches a blast, whether you want funky and “hairy,” elegantly beaded, or teeming with tassels.

Instructor: Heather Costello Tuition: \$39.00 LP Tuition: \$29.00

☉ Sun., Feb. 20 ☰ 12 to 5 pm

Suggested Pattern: Lamplights

The Winner of this quarter's filled punch card \$75 gift certificate is **Marilyn Barclay**. Call or come in by December 31, 2010 to claim your prize!

MACHINE QUILTING FOREST STYLE: Why break the rules when you can make them? Join Jeanette and discover the REAL secrets behind the tools, techniques and “roots” of machine quilting—you'll gain the confidence and skill to obtain professional strength results at home.

Instructor: Jeanette Pitalo


Tuition: \$25.00 LP Tuition: \$15.00

☉ Sat., Dec. 4 ☰ 10:30 am to 1:30 pm

☾ Wed., Feb. 9 ☰ 6 to 9 pm

☾ Thur., Mar. 31 ☰ 6 to 9 pm

Suggested Book: Machine Quilting or Machine Quilting Made Easy



NAPKIN NATION: Going greener: learn how to set your serger for perfect rolled hems, and make a boatload of napkins that you wash instead of toss! Bring your serger manual if you can—the first part of class will be setting your serger—and then Jeanette will show you the little tricks to making restaurant quality rolled edges napkins (and how to fold them!!); you'll have time to make at least four 18" square (hey, how about some octagons?) napkins!

Instructor: Jeanette Pitalo Tuition: \$25.00 LP Tuition: \$15.00

☉ Sun., Dec. 12 ☰ 1 to 4 pm

☉ Tue., Mar. 8 ☰ 1 to 4 pm

Required equipment: Serger with rolled hem capability.

Print out calendar pages from our web site; quiltedforest.com Go to the top of the home page and click on the “Calendar” button. Then click on the pdf file for Winter 10 classes.

Daytime Students: Remember we're in a 2 hour parking zone. Stop briefly in the alley to drop off your machine, then park in the “free all day” Chemeketa Parkade touching the North side of our building.

POTLUCK PIECING PARTY: Pick your Friday night, whip up a batch of Grandma Susie's Slice & Dice Wasabi Frito Pie, gather up your quilting gear and fabric stash, and get on down to the Quilted Forest for four free-style hours of quilting fun: finishing the old, starting the new, stitching, stuffing, and munching all night long! And you get a FREE fat quarter for bringing something yummy to share!

Instructor: Nancy Ingerson Tuition: \$10.00

☾ Fri., Nov. 26 ☰ 6 to 10 pm

☾ Fri., Dec. 10 ☰ 6 to 10 pm

☾ Fri., Dec. 17 ☰ 6 to 10 pm

☾ Fri., Jan. 14 ☰ 6 to 10 pm

☾ Fri., Feb. 11 ☰ 6 to 10 pm

☾ Fri., Mar. 11 ☰ 6 to 10 pm

Suggested Pattern or Book: Any project you want to work on

QUILT AS YOU GO: SIZZLING CIRCLES AND FUN AND DONE: If you want to shout “Bam!” every time you finish a block or circle, you go girl. These quilt-as-you-go techniques are fascinating, satisfying and hot-hot-hot when it comes to making a quilt that's done when the blocks are. Choose from any of Sizzling Circles six luscious designs, or any of the Fun and Done patterns and templates, and Jeanette will guide you through the magic behind perfection.

Instructor: Jeanette Pitalo Tuition: \$49.00 LP Tuition: \$39.00

☉ Sat., Feb. 26 ☰ 9:30 am to 5:30 pm


Suggested Patterns: Sizzling Circles or Any Fun & Done Quilting patterns and Template

QUILTED SYMPHONY: Music for your eyes: an incredible combination of fabric, texture and stunning design inspired by the world itself. And the amazing part is, it's doable. Gloria Loughman has designed these quilts not only so that they're in manageable step-by-step sections, but you also use fusible web so that you have complete control and ease of construction. With Pam's helpful guidance you'll have the pleasure of putting together one of four stunning projects that will beautifully reflect you and your fabric choices, and that ultimately may lead you to some of your own waiting-to-happen designs.

Instructor: Pam Greer Tuition: \$45.00 LP Tuition: \$35.00

☾ Wed., Jan. 5, 12, 19 ☰ 6 to 9 pm

Suggested Book: Quilted Symphony




RAG QUILTS -- FUZZY AROUND THE EDGES: Master quilt designer Karla Alexander has created some of the best Rag Edge quilt designs on the market. Join Janae' and choose any of Karla's patterns, and come learn this marvelous piecing technique that results in the ultimate comfort quilt—heavy, cuddly, extra warm, and fuzzy all over! No more winter chills at your house!

Instructor: Janae' King Tuition: \$45.00 LP Tuition: \$35.00

☉ Sat., Feb. 26 ☰ 10 am to 5 pm

Suggested Patterns: Old Saint Nick, Frosty, Lazy Daisy



RUG HOOKING FOR QUILTERS: Join Lorraine for this fun 3 hour class, to hook you on hooking! You'll learn a nifty no-sew technique for turning your fabric into continuous long strips, and all the little ins and outs of looping a lush and sturdy rug as scrappy or patterned as you like. (Ratted hair optional!)

Instructor: Lorraine Sherman Tuition: \$25.00 LP Tuition: \$15.00

☉ Sat., Feb. 5 ☰ 2:30 to 5:30 pm

Suggested Book: The Happy (Rug) Hooker 2 or Fabric Locker Hooking



Please Pre-Register for Classes
503-363-7973 or Toll Free 1-877-700-2233

EVEN MORE CLASSES

SURFACE DESIGN: Salem landscape quilt artist Joanna Price teams up with the wonderful new reference book, *Surface Design Essentials* to help you explore and become comfortable with the potential you can reach with paint, mediums, inks and stencils as an asset to your quilting style. Joanna offers two separate classes; one with Angelina fibers, films, and foil and a second using fabric paint, stamping and stenciling. Sign up for one or both.



Instructor Joanna Price Tuition \$25 LP Tuition \$15

Wed., Feb. 2 6 to 9 pm

Suggested Book: Surface Design Essentials

TURNABOUT JACKET: A Quilted Forest classic: this is simply the best designed, most wearable jacket pattern we've had. Start with a few low-contrast half-yard cuts of fabric, then have our staff help you find the perfect blenders, whether you're in the "all bright" mode, a darkly delightful black mode, or more with rubies and sapphires sparkling next to amethysts: the look is yours, and Sylvia and Eileen will help you achieve a great fit!



Instructor: Eileen Williamson Tuition: \$100.00 LP Tuition: \$90.00

Tue., Jan. 18, 25, Feb. 1, 8, 22, Mar. 1 6 to 9 pm

Suggested Pattern: Turnabout Jacket

IT'S A WRAP: No, you don't eat it, but you probably could store your sandwich in your neat and tidy fabric wrapped bowls, baskets, canisters or boxes. Using light but sturdy 1/4" fiber rope, you'll wrap it first—we've got a super method for turned-under edges—then stitch your lengths together to create rounds, rectangles, scoops and walls that stitch-and-grow into practical but charming storage and shopping containers. Easy and relaxing; hard to make a mistake; great for using up jelly roll strips and the random eighths from yesteryear.



Instructor: Janae King Tuition: \$25.00 LP Tuition: \$15.00

Sat., Dec. 11 10 am to 1 pm

Wed., Mar. 2 6 to 9 pm

Suggested Patterns: Nested Boxes, Bali Bowls, Bali Bags

FREE PATTERNS ON OUR WEB PAGE

Halfway down on the left of our homepage, click on the red "Free Patterns" link. Print off a pdf for our Pillowcase Pattern—The Burrito Method, a Watch Frog Pattern or one of three different mystery quilts. More to follow!! Come in if you're not connected.

www.quiltedforest.com

FAT QUARTER CLUB
RECEIVE SIX SHINY NEW FAT QUARTERS A MONTH
FROM OUR FABULOUS FOREST ASSORTMENT
CHOSEN FROM FUN NEW COLLECTIONS
\$18.95 / MONTH

Call, come in or sign up on the web under Events
 "It's a fun event to open your box each month"

FOR YOUR CHRISTMAS LIST

A QUILTED FOREST GIFT CARD: Is coated with a photo of our shops' interior to remind you of the shopping fun and inspiration in the Forest. Comes in a cute little gift folder and it's always exciting to receive. Ask Santa for one. Available in any amount, never expires.



BEAM N READ: This personal portable lightweight hands free light is great for crafts, reading, travel, camping, emergencies and more. It provides battery powered light anywhere, anytime that won't disturb others. Comes with a 4" x 5" acrylic magnifier (2x, 4x 6x) and two clip on filters; red for night vision and orange for a softer light. What's not to love. \$26.99




KAI THREAD CLIPS: The soft in your hand, big enough to easily grab, "gotta-have-em" comfy ergonomic clips, by the same company that makes our popular green (or black) ergo-sheers. Stuff one in your stocking, "Oh my, thank-you Santa". \$10.99



MAGNET-FICIENT INVISIBLE QUILT HANGER: No more pins, screws or nails, the magnificent, (get it), quilt hanger allows you to easily and securely support your quilt for display, while it appears to be floating very close to the wall. This hanging system uses a small mounting plate with powerful magnets that is attached to your wall with removable adhesive strips, (included). The magnetism works as you insert a metal curtain rod or flat metal strip into your quilt's rod pocket. One hanger supports quilts 10" to 48" wide, or even larger with additional kits. Removable with no trace. \$35.00.



THE GYPSY SIT UPON: The durable soft and pliable, one size fits all, **purple cushion** that allows you to sit comfortably for hours while quilting, sewing, reading, driving, and more. This softly inflated flexible disc prevents fatigue and reduces pressure on the tailbone while it helps relieve lower back pain, strengthens core muscles. So you're exercising while you sit, pretty cool! It does add height to your chair, come in and test drive our sample. \$29.99



ELECTRIC QUILT 7: Complete Quilt Design Software. EQ-7 is the most user friendly quilting software yet with its complete user manual plus over 20 quick and easy lessons and 10 videos that will teach you everything. (Software installation requires internet access for activation.) It includes 5,000 copyright-free blocks, 5,000 fabrics, two block drawing styles, photo editing tools, and tutorial help videos. Christmas is always a fun time for new toys, oops, I mean tools. \$189.00



LAUREL BURCH SOX & SCARVES: Quick fun stocking stuffers, that are part of our always popular gift items. \$8.99-\$21.99



CREATIVE GRID RULERS: If you haven't already purchased one or all of these four rulers for curves designed by Karla Alexander, now might be the time. Send Santa in and she might even be encouraged to add one of the Karla's striking, go with the rulers, patterns to his/her purchase. \$25.99

TUTTO HEALTHY LUGGAGE: Try our large sewing case with its four wheel drive and sturdy base to carry your machine and project to class. Lots of space, easy to pull and folds to 3 inches in width for compact storage. Our newest color is chocolate. **\$235.00**



RETREATS

Do You Need A Weekend Away?

How does a relaxing weekend trip to the coast or the forest sound? Interested? It's easier than you think. Join us on one of our quilt retreats. Spend 3 days sewing in a spacious, peaceful environment. Enjoy spectacular settings surrounded by fresh air, delicious food and most importantly, good company. Sign-up today to reserve a spot.

Winter at the Newport Shilo

January 21, 22, 23, 2011 – Price \$255

Oceanfront at the Newport Shilo – This retreat features several groups of “snap-shot” classes with demonstrations of some of our newest hottest shop classes and classic requested techniques. Sign-up soon; this retreat fills early. **\$255.00** (Includes Saturday night dinner)

Spring at Camp Cascade, Mill City

March 31, April 1, 2, 3, 2011 Price \$315 (4 days)

with Karla Alexander & Sally Blankenship

Sisters Bus Trip

July 8-9, 2011, Price \$159

Overnight trip to the Sisters Outdoor Quilt Show. Tour includes, overnight double occupancy hotel accommodations, Friday night dinner, stops at four quilt shops. Lead by Jeanette Pitolo.

Fall at Camp Cascade, Mill City

Retreat #1 October 7, 8, 9, 2011 – with Sally Blankenship & Karla Alexander/

Sylvia Dorney – Price \$239


Retreat #2 October 20, 21, 22, 23, 2011 - with Karla Alexander & Sally


Blankenship – Price \$315 (4 days)


Nestled under giant Fir Trees in the foothills of the Cascade Range, this popular small retreat includes all meals, overnight accommodations and fun mini classes.

CLASS POLICY: Please Pre-Register for Classes 503-363-7973 or Toll Free 1-877-700-2233. Payment of fees assures a place in class until we reach the maximum # of students. Phone orders will be gladly taken with a credit card. Full refunds will be given for cancellations received SEVEN days prior to the class UNLESS OTHERWISE NOTED ON SUPPLY SHEET. If we cancel a class, refunds will be promptly made. Our fabrics, supplies, products and classes are backed by our expert advice, service and guarantee of quality! We cannot guarantee your quilt or class satisfaction if you purchase supplies elsewhere. Our loyalty discount class price is for those students purchasing or bringing class supplies purchased here in the Forest.

 = OK for beginner

 = OK if you've made 1 or 2 quilts

 = Intermediate



Dont' Forget... The parking is hassle **FREE** at the Chemeketa Parkade — the entrance is just north of our shop on Commercial Street. You can drive through the alley and stop briefly to unload your machine from the back before parking, unless you have one of our rolling totes, then you'll want to roll it great distances! There is an elevator on Commercial St. so park near it on the 2nd or 3rd level!

Just Beginning?

Look for one thimble (🧵) classes.

Please Pre-Register for Classes

503-363-7973

or Toll Free 1-877-700-2233

*If you are downtown more than
2 hours, remember to use the
Chemeketa Parkade.*

It's free all day!

Sylvia's Scribblings continued

I hope you were able to enjoy our fall Quiltopia Events. A huge thank-you to all our volunteers who made it happen. JoAnn Ahmed won the Janome sewing machine donated by Whitlocks, Kari Goldberg, was the happy recipient of the \$75 QE gift certificate for entering a quilt, and Jean Jordan won the 10 yards of batik. The raffle quilt donated by Karla Alexander went home with Diane Kosbeth, and 3 of our volunteers, Jerie Lucas, John Adams & Vicki Simpson won \$25 QE certificates. Winners' pictures are in the event section of our web site, www.quiltedforest.com Thanks to all, we couldn't have done it without you. I'd have the total raised for H.A.N.S., (help autism now society) if I hadn't been trekking around Tuscsany on our quilted tour. Will post it soon, and the trip was so fun and the area so incredible, we'll just have to go back, just not next year, that's Ireland, hope you can join us.

Now get on down to the shop, were expecting more fun new fabrics; next years Hoffman Challenge fabric— with an Asian theme, Hoot by MoMo (owls, of course), more Bali Pops and even some decorative colors of tulle. If you haven't done it already, join our e-club to get pic's as the new collections arrive, lots of free patterns, and up to date info on local downtown events like Santa's Reindeer arrival and the Holiday Shuttle. See you in the Forest,

Sylvia

DECEMBER 2010

Sunday	Monday	Tuesday	Wednesday	Thursday	Friday	Saturday
			<i>1</i>	<i>2</i>	<i>3</i>	<i>4</i> 8:30-9:15am First Sat Sampler 10:30am-1:30pm Machine Quilting 10:30am-5:30pm Beg. Bags 2-5pm Baby Booties
<i>5</i> 12-5pm Aprons 12-5pm Color Added to Color	<i>6</i> 6-8:30pm Teen Time	<i>7</i> 6-9pm Martelli Zip Bind System	<i>8</i> 6-9pm Holiday Postcards	<i>9</i> 6-9pm Miniatures in Minutes 2 of 2 6-9pm Gifts, Stockings	<i>10</i> 2:30-5:30pm Whimsical Cone Trees 6-10pm Potluck Piecing Party	<i>11</i> 10am-1pm Creative Grid Rulers w/ Karla 10am-1pm It's a Wrap 2-5pm Little Birds
<i>12</i> 12-5pm Accidental Landscapes 1-4pm Napkin Nation	<i>12</i>	<i>14</i> 6-9pm Amazon Star 4 of 6 6-8pm Gifts, Wine Bag	<i>15</i>	<i>16</i>	<i>17</i> 10:30am-3:30pm Yuletide Ornaments 6-10pm Potluck Piecing Party	<i>18</i> 10am-1pm Kids Designer Pillows 2-5pm Girls Easy Purse 10am-1pm Two Hour Tulip Bag
<i>19</i>	<i>20</i> 11am-4pm Teen Time	<i>21</i> 10am-5:30pm Table Runner for Teens 6-8pm Gifts, Punch Card Pouch	<i>22</i> 6-8pm Gifts, Flip Flops 2:30-5:30pm Whimsical Cone Trees	<i>23</i>	<i>24</i> Christmas Eve Special hours 9:30am To 4:30pm	<i>25</i> Christmas Shop Closed
<i>26</i>	<i>27</i>	<i>28</i> 6-8pm STACK THE DECK REVISITED, Trunk Show & Book Signing with Karla Alexander	<i>29</i>	<i>30</i>	<i>31</i> Special hours 9:30am To 4:30pm	

JANUARY 2011

Sunday	Monday	Tuesday	Wednesday	Thursday	Friday	Saturday
						<i>1</i> New Years Day Closed
<i>2</i>	<i>3</i>	<i>4</i>	<i>5</i> 6-9pm Beginning Nine-Patch/Modern Log A-1 6-9pm Quilted Symphony Part 1 of 3	<i>6</i> 6-8pm Let's Get Started!	<i>7</i> 8:30am-9:15am First Sat Sampler on Friday	<i>8</i> 8:30-9:15am First Sat Sampler 10:30am-12:30pm Color Concepts
<i>9</i> 1-4pm Beginning Paper Piecing 1-4pm Fabric Wrapped Baskets	<i>10</i>	<i>11</i> 6-9pm Amazon Star 5 of 6	<i>12</i> 6-9pm Beginning Nine-Patch/Modern Log A-2 6-9pm Quilted Symphony Part 2 of 3	<i>13</i> 6-9pm Valentine Postcards	<i>14</i> 10:30am-3:30pm Yuletide Ornaments 6-10pm Potluck Piecing	<i>15</i> 2-4pm Gifts, Pillowcase 10am-5pm Begin with Small Quilts Winter Winds Shop Hop--15th through 22nd
<i>16</i>	<i>17</i> Martin Luther King Day - shop open	<i>18</i> 6-9pm Turnabout Jacket Part 1 of 6	<i>19</i> 6-9pm Beginning Nine-Patch/Modern Log A-3 6-9pm Quilted Symphony Part 3 of 3	<i>20</i> Classroom unavailable until 6pm	<i>21</i> Winter Retreat	<i>22</i>
Winter Winds Shop Hop--15th through 22nd						
<i>23</i> Winter Retreat	<i>24</i>	<i>25</i>	<i>26</i>	<i>27</i>	<i>28</i> Oregon Garden Quilt Show 9am-1pm Quilt Camp for Moms Part 1 of 4	<i>29</i> Oregon Garden Quilt Show
<i>30</i> Oregon Garden Quilt Show	<i>31</i>	<i>31</i> 6-9pm Turnabout Jacket Part 2 of 6	<i>31</i> 6-9pm Beginning Nine-Patch/Modern Log A-4			

FEBRUARY 2011

Sunday	Monday	Tuesday	Wednesday	Thursday	Friday	Saturday
		1	2	3	4	5
		6-9pm Turnabout Jacket Part 3 of 6	6-9pm French Braid Obsession Part 1 of 3 6-9pm Surface Design	6-9pm Beginning Nine- Patch/Modern Log B-1 6-9pm Fandango's Secret Part 1 of 4	8:30am-9:15am First Sat Sampler on Friday	8:30-9:15am First Sat Sampler 10:30am-1:30pm Smart & Sassy Quilt 2:30pm-5:30pm Rugs
6	7	8	9	10	11	12
Super-Bowl 12-5pm Dynamic Dahlia		6-9pm Turnabout Jacket Part 4 of 6 6-9pm Amazon Star 6 of 6	6-9pm French Braid Obsession Part 2 of 3 6-9pm Machine Quilting	6-9pm Beginning Nine- Patch/Modern Log B-2 6-9pm Fandango's Secret Part 2 of 4	9am-1pm Quilt Camp for Moms Part 2 of 4 6-10pm Potluck Piecing	10am-4pm Handquilting 10am-5pm Beginning Bags
13	14	15	16	17	18	19
12-5pm Diamond Table Runner	Valentine's Day	6-9pm Creative Grid Rulers w/ Karla		6-9pm Beginning Nine- Patch/Modern Log B-3 6-9pm Fandango's Secret Part 3 of 4	9am-1pm Quilt Camp for Moms Part 3 of 4	10am-4pm Applique with Debbie 12-5pm Design Magic Stencil Quilts
20	21	22	23	24	25	26
12-5pm Lampshades	Presidents Day Open	6-9pm Two Hour Tulip Bag 6-9pm Turnabout Jacket Part 5 of 6	6-9pm French Braid Obsession Part 3 of 3	6-9pm Beginning Nine- Patch/Modern Log B-4 6-9pm Fandango's Secret Part 4 of 4	9am-1pm Quilt Camp for Moms Part 4 of 4	9:30am-5:30pm Quilt As You Go 10am-5pm Rag Quilts
27	28					
12-5pm Accidental Landscapes						

MARCH 2011


Sunday	Monday	Tuesday	Wednesday	Thursday	Friday	Saturday
		1	2	3	4	5
		6-9pm Turnabout Jacket Part 6 of 6	6-9pm It's A Wrap	6-9pm Bargello Part 1 of 3 6-9pm Miniatures in Minutes Part 1 of 2	8:30am-9:15am First Sat Sampler on Friday 2:30-5:30pm Beginning Nine-Patch/Modern Log C-1	8:30-9:15am First Sat Sampler 1-4pm Borders & Bindings
6	7	8	9	10	11	12
1-4pm Beginning Fusibles		1-4pm Napkin Nation	6-9pm Fabric Wrapped Baskets	6-9pm Bargello Part 2 of 3 6-9pm Miniatures in Minutes Part 2 of 2	2:30-5:30pm Beginning Nine-Patch/Modern Log C-2 6-10pm Potluck Piecing	10am-5pm Color added to color 1-4pm Martelli Zip Bind System
13	14	15	16	17	18	19
1-4pm Cute as a Button Baby Booties		6-9pm Smart & Sassy Quilt	6-9pm Capriccio Part 1 of 3	6-9pm Bargello Part 3 of 3	2:30-5:30pm Beginning Nine-Patch/Modern Log C-3	
20	21	22	23	24	25	26
			6-9pm Capriccio Part 2 of 3	Classroom unavailable until 5pm	2:30-5:30pm Beginning Nine-Patch/Modern Log C-4	
27	28	29	30	31		
			6-9pm Capriccio Part 3 of 3	6-9pm Machine Quilting	Spring Retreat - through April 3	

**SELECTED
 ONE OF THE
 BEST
 QUILT SHOPS
 US & CANADA**
 ★ ★ ★ ★

Visit our website:
www.quiltedforest.com


**WINTER CLASSES 2011
 TURKEY POP DAY - NOV. 26TH**

BOOK REVIEWS



Elly Sienkiewicz's BELOVED BALTIMORE ALBUM QUILTS \$29.95

If your familiar with Elly's other books, you'll want this one with it's wonderful gallery of Baltimore's Daughters Quilts, from the 2010 Houston Special Exhibit, it's endearing charm and history and its 25 classic 8" blocks. If you are new to Sienkiewicz's (Sin-cav-vitch's) work she includes a "Getting Started" section. Baltimore's layer upon layer of love seems to come directly from the heart. Not your traditional appliqué with its embroidery, little round berries and even shaded painted areas, but this charming book is hard to put down.



PICTURE THIS! Appliqué Pictorial Quilts - From Photo to Fabric by Marcia Stein \$27.95

Marcia helps you take a favorite photo and turn it into a quilt. Pictures from a recent fabulous vacation, hobby photos, landscapes, whatever your pleasure, the methods are included to turn it into a quilted wall hanging. A treasure of knowledge with three appliqué techniques; turn-under, fused, or raw edge. Absorb and plan now for a January project.

DESIGN MAGIC For Paintstiks On Fabric by Shelly Stokes \$22.95

This book can be fast and fun or a complete designing tool. Shelly covers the basics for stenciling designs on onto fabric using stencil brushes, with paintstiks as the medium. I love this and have shown it in classes, but she goes further and teaches you how to design your own "freezer paper" stencils if you like. I couldn't resist her beautiful designs and will be making and teaching one of the samples in this fun book. Try it on your own, or sign up for a class.



• HOURS •

Monday • Friday • Saturday
 9:30 am to 5:30 pm

Tuesday • Wednesday • Thursday
 9:30 am to 8:00 pm

Sunday
 Noon to 5:00 pm

240 Commercial Street NE
 503-363-7973 • 1-877-700-2233
 E-mail: sylvia@quiltedforest.com
 Web: www.quiltedforest.com

