

WELCOME TO QATAR UNIVERSITY



2012

Information Technology Services

IT Services is Qatar University's information technology organization, providing infrastructure, applications and services that support academic and business activities.

Welcome To New Employees



On behalf of the Information Technology Services team, I would like to extend a warm welcome to you as a member of the Qatar University community.

We're excited about your joining Qatar University. As an innovative provider of technology solutions for the largest concentration of higher education students, faculty and staff in the country, your role is not only pivotal to our success, but to the achievements of our students. As a state-of-the-art IT organization, Information Technology Services has a passion for delivering the most effective, cutting-edge technology and services available on the market.

Our main goal at ITS is to make technology an enabler for the growth and success of our institution, and with the help of our highly skilled team, we are delivering dependable, innovative services and world class support to our students, faculty and staff.

Our diverse set of IT experts and professionals work together as a team, continually searching for new approaches to IT solutions. We encourage new ideas and look forward to solving your problems creatively and effectively.

A career at Qatar University means ITS will always support you, encourage you and inspire you to learn and grow. Thank you for joining our institution and helping lead a revolution in learning for our students and our country.

Sincerely,

Dr. Khalid Kamal Naji

Associate Vice President for Facilities and Information Technology

ABOUT THIS GUIDE

This guide was created by the Information Technology Services department as an effort to point new employees to the many IT resources available at Qatar University.

We offer sincere thanks to the individuals without whose commitment this resource could not have been put together: Nasser Al-Jurf, Arif Ali Khan, Constantine Vaduva, Mohamad Eljazzar, Thanzeer Hamarudeen and Asad M. Nafees.

In addition, sincere thanks to Dr. Khalid Naji, Associate Vice President for Facilities and Information Technology for his support in moving this project forward.

A special thanks to Michael Shulman, from the External Relations department, for his help with proofreading and suggestions on improving this guide.

If you have any questions about this guide, please contact us. We always welcome your feedback or ideas on how to improve your experience. Thank you for joining us at Qatar University.

Need more help? Contact the ITS Helpdesk at:

- helpdesk@qu.edu.qa
- +974 4403 3430
Sunday thru Thursday
7:30am to 2:30pm

Table of Contents

IMPORTANT INFORMATION ABOUT YOUR IT SERVICES	1
Your QU Login Username and Password	1
Your QU Email Address	1
Your Telephone Extension.....	1
GETTING STARTED WITH IT SERVICES AT QATAR UNIVERSITY 2	2
Introducing your Qatar University Login Username	2
Setting Up Your Computer	2
Connect to the University	2
We're here to help: The ITS Helpdesk	3
CORE SERVICES	4
myQU Campus Portal	4
Support Services	4
Messaging and Collaboration	4
Instructional Technology Services.....	5
Enterprise Application Services	5
Infrastructure Services	6
Security Services	6
Web Services	6
NEW TO QATAR? MAKE SURE YOU BOOKMARK THESE	7
WHO TO FOLLOW ON TWITTER.....	8
Top Twitter feeds to follow in Qatar University	8
Top Twitter feeds to follow in Qatar.....	8
YOUR GUIDE TO SAFE COMPUTING AT QATAR UNIVERSITY.. 9	9
Am I a target?	9
Passwords – (Do's & Don'ts) Best Practices	9
Email, Instant Messaging, and Web Surfing (Don'ts).....	9
Social Networking – Don't Expose Yourself.....	10
Common Sense	10
Need Help? Want to Report a Suspicious Activity?	10
APPENDIX A	11
Laptop Hardware Specifications.....	11
Pre-installed Software	12
APPENDIX B.....	13
Vodafone USB Stick K3806	13
Mobile Internet Service	14
User Manual: Mobile Internet Service	15

IMPORTANT INFORMATION ABOUT YOUR IT SERVICES

The following information is crucial to maximizing your IT experience at Qatar University.

Please detach this page and keep it with you during the first few weeks so that you can refer to it easily whenever necessary.

Important: Your QU credentials (your username and password) are confidential and are the two most important pieces of information for you to remember at Qatar University. Please refer to the section entitled *Your Guide to Safe Computing at Qatar University* for guidelines and tips on staying safe online.

Your QU Login Username and Password

This your QU Login Username: _____

This is your temporary Password: _____

Your QU Email Address

This is your email address: _____@qu.edu.qa

Your Telephone Extension

This is your telephone number at Qatar University: +974 4403 _____

GETTING STARTED WITH IT SERVICES AT QATAR UNIVERSITY

Information Technology Services is committed to providing the best tools and support available to assist faculty in pursuing their academic mission at Qatar University. Here are some basics for getting started with technology at the university.

Introducing your Qatar University Login Username

The keys to accessing IT services provided by Qatar University are your institutional login username and password.

In addition to the username, you will receive a personal email address from the Qatar University email systems, which by default is in the format [\[username\]@qu.edu.qa](mailto:[username]@qu.edu.qa).

If you have not already received your login username and email address, please drop by the ITS Helpdesk and get it as soon as you can. You'll need your username to login in any of the online University services. Remember, you are responsible for everything that happens with your username. So don't put your online identity at risk; never share your password.

Setting Up Your Computer

QU provides all faculty with a state of the art laptop. This laptop is preloaded with the latest software that faculty usually require. Additionally, ITS maintains licenses for specialized software used by faculty across campus for research or instructional purposes. Faculty who intend to use additional software are encouraged to consult the ITS Helpdesk before purchasing the software.

Computer equipment provided by ITS is preconfigured for optimum performance and security and for any problems need to be taken to the Helpdesk for evaluation and repair. Software and Hardware specifications for the laptop provided by ITS can be found in Appendix A.

Connect to the University

New Employee Mobile Internet Service

We understand that this might be your first time in Qatar and we are also aware that you might not have direct access to the internet immediately. In an effort to continuously improve our services and to provide you with everything you deserve, Information Technology Services is pleased to lend you a Mobile Internet USB Stick from Vodafone, preloaded with 4GBs service time, for an entire month!

Using this device, you will be able to access the internet from anywhere in Qatar! Available on a first come, first served basis from the ITS Helpdesk, this service aims to reduce barriers to information and your surroundings during your initial transition period.

For more information on the hardware specifications of the Mobile Internet USB Stick and the terms and conditions of the Mobile Internet Service, please see Appendix B.



The Qatar University Wireless Network

ITS supports one of the largest wireless networks at any institution in Qatar, and setting up your personal computer, smartphone or mobile device to join the Qatar University wireless network couldn't be easier.

The wireless network at Qatar University is "hidden" and unencrypted (no password required). This means you cannot see it on your computer's wireless networks list, and need to add it directly. Choose to set up a new wireless connection manually, and under "network SSID" or "network name", enter the following (case sensitive):

qUn!ver\$!ty-WL\$

Now That You're Connected

At this point, you should have obtained a QU login username and a unique password. You are now also equipped with an email account that has virtually unlimited disk space provided through our business-class Microsoft Exchange email service.

Your QU username allows you to:

- ☐ Contact the ITS Helpdesk and request for services or report incidents.
- ☐ Access myQU Campus portal, your single point of access to online services at Qatar University:
 - ☒ Basic messaging and collaboration services such as Email and Calendaring tools.
 - ☒ The official QU learning management system: Blackboard Learn 9.1.
 - ☒ myBanner Self Service, the flagship information system for academia on campus.
- ☐ Use campus computing labs and windows computers linked with the university domain.

Please visit the ITS Helpdesk for more information on the services available to you.

We're here to help: The ITS Helpdesk



Not sure what to do or who to contact for technology issues or services? Don't worry, the ITS Helpdesk is your one stop shop for all of your IT concerns.

The ITS Helpdesk acts as a single point of contact between the QU community and ITS. We serve to manage incidents, including service requests and to provide an interface to other process activities at ITS. Conveniently located in

the main lobby at the lower level of the ITS building, the ITS Helpdesk provides walk-in consulting and support through telephone and email.

The ITS Helpdesk welcomes calls at 4403 3456 during regular working hours and now accepts emails and online submissions 24 hours a day, 7 days a week. The ITS Helpdesk is waiting for you to contact us and we look forward to serving your needs.

ITS Helpdesk

+974 4403 3456

7:30 a.m. - 2:30 p.m.

Sunday thru Thursday

helpdesk@qu.edu.qa

CORE SERVICES

Core Services are the technology resources we provide to you, by default, if you are a member of the faculty or staff population at Qatar University. For more information about services available to you, please contact the ITS Helpdesk.

myQU Campus Portal

myQU is the University's web portal and our primary method of online service delivery.

It is web-based tool that provides centralized access to email, calendars, administrative services and classroom tools, and information. With a single username and password, you will gain access to all these services and more. In addition, nearly every screen of information is fully customizable. You choose what you want to see and where you want to see it, making myQU a personalized portal to your unique needs at QU.



To access myQU, use a web browser to go to <http://my.qu.edu.qa> and login with your QU username and password.

Support Services

Service Name	Description
Account Services	We help provision QU login username and passwords for new Employees and Students and provide support to the community.
Software/Hardware Procurement and Distribution	We provide guidance on the procurement of software and hardware.
Software/Hardware Support	Services include installation, set-up, and configuration of computers, laptops, printers, thin clients with a comprehensive maintenance plan, support for commonly used software and applications, and more.

Messaging and Collaboration

Service Name	Description
Email Services	Our email services are our most popular service. Based on business class MS Exchange 2010, we offer all QU students, faculty and staff an easy-to-use email interface including secure POP / IMAP access.
Calendar Services	Our Exchange calendar service is the university's central service for scheduling meetings.

SharePoint Services	A web based collaboration platform for document sharing, search, websites, dashboards, and portals promoting team communication and facilitation.
Instant Messaging Services	Our Cisco Jabber service provides a single interface for instant messaging (IM), voice, video, voice messaging, desktop sharing, and conferencing.
Mailing List Services	Traditional mailing list services provided through a listserv service.
Voice Messaging Services	Voice mail system management, support, and integration.

Instructional Technology Services

Service Name	Description
Learning Management Services	Blackboard Learn is the course management system at QU that provides students and faculty with an online portal to their courses.
Audio/Visual Services	We supply academic departments with smart podiums with embedded multimedia support. Users can chose multiple sources (laptops, DVD, VCR, Document camera) with user-friendly touch panel/button operations.
Lecture Capture Services	Lecture capture services allow instructors to record lectures in their classrooms and make them available to students for future viewing. Special events, training sessions, workshops, and other such events may also be captured using this system.
Video Conferencing Services	We help setting up video conference sessions and provide operational support during these session as well.

Enterprise Application Services

Service Name	Description
Banner Student Information Services	<p>Banner is the QU Student Information System. Its Self-Service components provide students and academic staff with access to information in a familiar, easy-to-use format on the web.</p> <p>Students can apply for admissions, register for classes, and retrieve other data on their own schedules. Academic staff can get information pertaining to class lists, names and addresses, and mid-term and final exam grading.</p>
Oracle E-Business Services	Oracle E-Business Suite is the software used for the University's Financial, Human Resources, and Payroll applications.

Infrastructure Services

Service Name	Description
Wired Network	We supply high speed LAN connections with speeds ranging from 100 Mbps to 1000 Mbps to connect Desktop PC's, Printers, Scanners, Plotters & all other Ethernet enabled devices.
Wireless Network	Our wireless network provides users with convenient, high speed access to the QU IT infrastructure and to the Internet. The service is available across all of our campus buildings and in most open areas.
Remote Access (VPN)	Remote access to the QU campus is provided through a Virtual Private Network (VPN) connection. The VPN connection allows users to access QU systems and networks that are not otherwise available through the Internet. This includes some aspects of the Enterprise Resource Planning (ERP) system that is managed by ITS.
Internet Access	High speed internet link ensures faster access to websites and minimal time for downloading files from internet. URL filtering ensures that websites that are not in conformity to QU Policies are blocked.
IP Telephony	VoIP uses the existing network infrastructure to digitize voice, providing high call quality along with features like privileged calling (mobile / international), voice messaging, call forwarding, billing and mobility to desk phones and smartphones.

Security Services

Service Name	Description
OneCard Services	OneCard is the official identification card for Qatar University.
Maraheb - Vehicle Access Control Services	Maraheb is an electronic system that uses state-of-the-art technology to regulate parking at Qatar University.

Web Services

Service Name	Description
Web Development Services	We offer web development services for customers with a variety of needs.
Online Survey Services	We provide survey tools for creating and delivering online surveys.
Web Hosting Services	Wordpress, Joomla, Drupal, Apache, PHP, MYSQL, Tomcat – you name it, we have deployed it and can provide professional web hosting for you with ease, security and reliability.

NEW TO QATAR? MAKE SURE YOU BOOKMARK THESE

The following websites provide you with the tools and information you need to survive in Qatar:



Title	Description	URL
Doha Map	This is a great little site which is taking advantage of Google Map's open API to create an interactive Doha map.	http://www.dohamap.info
Qatar Living	Everything you need to know about living in Qatar.	http://www.qatarliving.com/
iLoveQatar.net	An online community that has the latest developments, events, news and more.	http://www.iloveqatar.net/
Qatar Visitor	Great insights into Qatar.	http://www.qatarvisitor.com/
Hukoomi	Pay your speeding tickets, renew your visa, check the government calendar, and more. This website has made tedious stuff so much more simpler.	http://www.gov.qa/
Qatar Happening	Looking for some great interviews, photographs, events in Qatar then you've got to visit this site.	http://www.qatarhappening.com/
Qatar News Websites	Gulf Times Peninsula Qatar Tribune Al Jazeera Al Raya Al Sharq	http://www.gulf-times.com/ http://www.thepeninsulaqatar.com/ http://www.qatar-tribune.com/ http://english.aljazeera.net/ http://www.raya.com/ http://www.al-sharq.com/
Qatar University Forums	An open forum that gets a ton of traffic and is the source for many students to debate, talk and just roam.	http://www.qataru.com/
Qatar Shares	It's an Arabic website, but it's community is probably one of the most well-known for Qataris.	http://www.qatarshares.com/
Qatar Airways	The primary airline in Qatar.	http://www.qatarairways.com/
Qatari Hajj Mission	Everything you need to know about registering for Hajj as resident of Qatar.	http://www.hajj.gov.qa/
Ministry of Interior	The website for the Ministry of Interior of Qatar.	http://www.moi.gov.qa/
Hamad Medical Corporation	Website for Qatar's premier healthcare provider including information on all of their hospitals and medical centers.	http://www.hmc.org.qa/
Ministry of Endowment and Islamic Affairs	Everything you need to know about practicing Islam in Qatar.	http://www.islam.gov.qa/
Buy/Sell Used Cars	Resale of used cars in Qatar	http://qatarsale.com/

WHO TO FOLLOW ON TWITTER

Top Twitter feeds to follow in Qatar University

The best coverage of Qatar University news, events and information in 140 characters in less:



Handle	Description
@QatarUniversity	The main twitter handle for Qatar University.
@QUFS (Food Services)	QU food services department.
@QUSPORTS	QU Sports and Recreation department.
@QU_SCHOLARSHIPS	QU Scholarships department.
@ImproveQU	A feed dedicated to continuous improvement at Qatar University.
@AlumniQU	QU stays connected to an alumni community of over 30,000.
@MCOMQU	QU Mass Communications department at the College of Arts and Sciences.
@QUSSP	The Sports Science Program at Qatar University.
@DeanCENG	The Dean of the College of Engineering.
@GradCENG	Graduate students at the College of Engineering.
@QUActivities	The Student Activities department at Student Affairs.
@QULibrarian	The Qatar University Library.
@QUTowardsSuccess	A feed dedicated to highlighting achievements at Qatar University.
@LAWCQU	The College of Law at Qatar University.
@QUSCC	The Social Counseling Center at Qatar University.

Top Twitter feeds to follow in Qatar

A recent report listed Qatar as a leader in the list of top twitter users in the middle east. The following twitter feeds will give you the best coverage of Qatar news, events and information:

Handle	Description
@AJEnglish	"Al Jazeera English, the 24-hour English-language news and current affairs channel, headquartered in Doha, Qatar."
@AJELive	"Breaking news alerts and updates from Al Jazeera English, a 24-hour news and current affairs channel."
@qatarairways	"World's 5-star airline listens to your feedback and provides product and deals updates."
@qatarfoundation	"Qatar Foundation for Education, Science and Community Development is a private, chartered, nonprofit organization dedicated to building a future through education, research and community development."
@dohanews	Doha News
@kataraqatar	كتارا Katara, dedicated to positioning Qatar as an international cultural lighthouse.
@VodafoneQatar	Vodafone Qatar
@qatarevents	"All about Qatar's events! Grab the latest events happening in Qatar."
@iloveqatar	"Mr. Q - I♥Qatar.net, the founder of iloveqatar.net. Qatar's friendliest community!"
@ictQATAR	ictQATAR is the Supreme Council of Information & Communication Technology, Qatar.
@DohaMums	"Doha Mums is a group of 1000+ women from 90+ countries. We host 100 events per month & thrive upon making all mums feel welcome in Doha."
@GreatDohaFind	"A crowd sourced experiment searching and tweeting the best & the worst finds in Doha, Qatar."
@diningindoha	"Regular updates on all things Doha! Special offers, exciting events, new openings and much more!"
@CARSINDOHA	"Dedicated to helping people sell and buy cars in Qatar. You can also find everything about driving in Qatar such as where to rent cars insurance companies."

YOUR GUIDE TO SAFE COMPUTING AT QATAR UNIVERSITY

Am I a target?

Everyone is. Hackers can use your information to steal your identity, or to use your computer to launch attacks against others, especially on your home or work network.



Passwords – (Do's & Don'ts) Best Practices

- ☐ Don't use an easy to guess password, or words that are found in the dictionary.
- ☐ Don't share your password with anyone, even your supervisor or best friend.
- ☐ Don't use the same password for work and personal accounts.
- ☐ Don't write your password and leave it where others can find it.
- ☐ Don't use a public computer to log on to sites with sensitive information (e.g. bank).
- ☐ Do use strong but easy to remember passwords - strong passwords have letters (both cases), numbers, and symbols.

*Tip: Pick a phrase and use its initials, for example:
PmdWpMaOam! (Protecting my data Will protect me and others around me!)*

Email, Instant Messaging, and Web Surfing (Don'ts)

- ☐ Don't click on links that you receive in email messages unless you are absolutely sure they are safe. Attackers will send you what looks like a real message from someone that you know, but the link will take you to a malicious site that will silently install malware on your computer. This method is referred to as "phishing", and is the best way for attackers to break into a home or work network.
- ☐ Don't respond to email messages or phone calls that request personal or confidential information.
- ☐ Don't send confidential information from work by email without proper authorization
- ☐ Don't send confidential information to hosted personal email accounts such as Gmail or Yahoo!

Attackers love users who blindly click on web links in email messages or web sites. Your action can give them the best chance at getting into your computer to steal your information or simply use it to attack others, at home and at work. Please don't help attackers.

Social Networking – Don't Expose Yourself

- ☐ Golden rule #1: If you don't want the world to see it, DON'T post it!
- ☐ Golden rule #2: Don't allow others to break the first rule for you. Don't share with them what you don't want the world to see!
- ☐ If you hold an important position, you are a prime target for attackers. Follow rules #1 and #2 closely.
- ☐ As a general rule, don't trust links that are sent by your online friends; their accounts may be hacked.
- ☐ Is your long lost friend that you found on Facebook really your friend?

Common Sense

- ☐ Don't leave sensitive information lying around your work space.
- ☐ Don't install unauthorized or unlicensed applications.
- ☐ Always lock your workstation or laptop before you leave it.
- ☐ Always ensure that anti malware software is running and is up to date.
- ☐ Shield sensitive information from others, e.g.:
 - Store papers in a lockable cabinet
 - Encrypt electronic data
- ☐ Always verify before you allow someone access to a work area where sensitive information is handled.
- ☐ Don't risk it. Back up your data on a regular basis.

Need Help? Want to Report a Suspicious Activity?

- ☐ If you think that sensitive information has been exposed
- ☐ If you're not sure about the safety of a message that you received
- ☐ If you think your computer has been compromised or hacked
- ☐ If you have other questions related to information protection
- ☐ If you receive a well-crafted message from anyone at Qatar University that asks for personal account information including passwords, bank accounts, etc.

Contact Qatar University's Information Security team at security@qu.edu.qa.

APPENDIX A

Laptop Hardware Specifications

IT Services prides itself in providing you with the cutting-edge in computing equipment. This year, we have the privilege of providing the Lenovo ThinkPad T430 Ultraportable Business Laptop. This laptop will adequately handle all of your computing needs at Qatar University.



Brand:	Lenovo
Model:	ThinkPad T430
Warranty:	3 Years Standard Depot Warranty
Processor:	Intel Core i7-3520M Processor (4M Cache, up to 3.60 GHz)
Display Type:	14.0 HD+ (1600 x 900) LED Backlit Anti-Glare Display
System Graphics:	NVIDIA Optimus Graphics (NVS 5400M, 2GB)
Total Memory:	4 GB DDR3 - 1600MHz (1 DIMM)
Keyboard:	ThinkPad Precision Backlit Keyboard Arabic
Fingerprint Reader:	Fingerprint Reader
Camera:	720p HD Camera
Hard Drive:	500 GB Hard Disk Drive, 7200rpm
Ultrabay:	DVD Recordable
System Expansion Slots:	Express Card Slot & 4 in 1 Card Reader & Smart Card Reader
Battery:	9 cell Li-Ion Battery - 70++
Power Cord:	Country Pack United Kingdom with Line cord & 90W AC adapter
Bluetooth:	Bluetooth 4.0
Integrated WiFi Adapters:	Intel Centrino Wireless-N 2200 (2x2 BGN)
Integrated Mobile Broadband:	Integrated Mobile Broadband - Upgradable
I/O (Input/Output) Ports	(1) VGA, (2) USB 3.0, (1) Always on USB 2.0 (1) 3.5mm Combo Jack Headphone / MIC (1) MiniDisplayPort with audio

For further information, please visit the Lenovo website at <http://www.lenovo.com/>

Pre-installed Software

IT Services gives all faculty full administrative privileges on computing equipment. This allows you to install, uninstall and tailor your computer to your professional needs. Additionally, we pre-install and configure the following list of software:

Title	Description
Microsoft Windows 7 Professional with SP1 (32 Bit)	Windows 7 Professional is a versatile and powerful edition of Windows 7.
Microsoft Office Professional Plus 2010 (SP1)	Microsoft's Office Suite includes: Excel, Outlook, Word, PowerPoint, Access
Microsoft Office Language Pack 2010 – Arabic	With this language pack, you can create, edit, and proof documents in Arabic.
Symantec Endpoint v12.1.1000.157	A well-regarded and very highly reviewed antivirus/anti malware software.
Adobe Acrobat X Professional	Adobe Acrobat X Pro software enables you to create and edit PDF files, prepare, protect, and deliver next-generation PDF documents.
Roxio Creator Business Edition	CD & DVD Burning Software
WinRAR v4.20.2	WinRAR provides the full RAR and ZIP file support, can decompress CAB, GZIP, ACE and other archive formats.
Cisco Jabber	Collaborate from your Windows PC using presence; instant messaging; IP telephony; and audio, video, and web conferencing.
Adobe Flash Player v11.2.202.235	Flash player allows websites to display feature-rich content through your browser.
Adobe Shockwave Player v11.6.5.635	Views rich-media content on the web including animations, interactive presentations, and online entertainment.
JAVA(TM) Latest Version	Created for internet application developers, the Java runtime allows for Java-created applications and Java sites to run.
Microsoft Silverlight v.5.1.10411.0	A web browser plug-in (similar to Adobe Flash), SilverLight is capable of HD streaming playback and is fully supported by Microsoft.
Apple QuickTime Player v7.7.1.80.42	Apple's media player. Watch HD content, and internet video through a standalone player, or through your browser's enabled plug-in.
Real Player v15.0.4	Another media player (and associated plug-in) to ensure any and all online content will display properly.

APPENDIX B

Vodafone USB Stick K3806

Vodafone K3806 comes with 14.4 Mbps download speed - on par with many standard wireless connections.

- 14.4 Mbps Download speed
- 2 interchangeable covers
- Stylish design

Specifications

Download speed (up to)	14.4 Mbps
Upload speed (up to)	5.76 Mbps
PC Connectivity	USB
Memory card slot	Micro SD
OS Compatibility	Windows & Mac
Weight	26 g



System Requirements

PC:	Windows 2000 (SP4), XP (SP2), Vista (32 Bit) or Windows 7 At least 100Mb free disk space and 128Mb RAM
Mac:	Any Mac with a spare USB port including: Intel MacBook, Intel MacBook Pro, iMac, Mac mini, PowerBook, iBook, Mac Pro G5, G4 and G3 PowerMac Mac OS X Tiger 10.4.8 or later recommended Mac OS Leopard supported

Mobile Internet Service



Terms and Conditions

This service is available only to new employees that have not yet been issued Resident Permits in Qatar.

The user is responsible for the USB Stick during the entire lending period. As a result, users may not lend the device to third parties or leave it unattended at any time.

The time limit for lending out the USB Stick is 30 days for all users. If there is no waiting list, the USB Stick may be lent out 1 more time to the user. In any case, the USB Stick must be returned to the ITS Helpdesk.

The Mobile Internet USB Stick will be loaned out in perfect working order. Each device has a pre-paid SIM, a cable and a USB connection (all contained in a box).

A leaflet with instructions and recommendations for use and a quick start flash card will be provided with each USB Stick.

In all cases, ITS reserves the right to refuse to serve any user at any time for any justified reason, at the discretion of ITS in each case.

Mobile Internet USB Stick Non Return Penalty

Information Technology Services management will send request to the Finance Department to recover the cost of the device if the following situations occur:

- ☐ Returning the device late (more than 15 days outside the allocated period of time).
- ☐ Returning the device after changing the system configuration.
- ☐ Damaging the device through misuse.
- ☐ Failing to return the device.

This action can be avoided by replacement with an identical device, or payment of the value of the unreturned device (199 QAR), as determined for the current academic year, within a maximum of 30 days.

User Manual: Mobile Internet Service

1. Plug in the USB Stick to your computer. Once you see the following message, click on the default option below i.e. "Run setup_vmb_lite.exe":



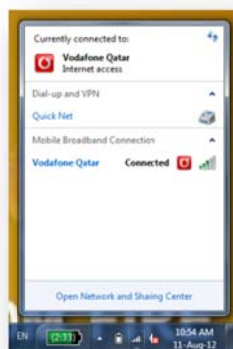
2. You will then see the message below while the software is being installed:



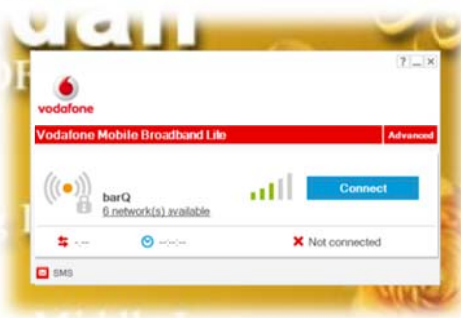
3. Click "Finish" to accept the terms of the license agreement



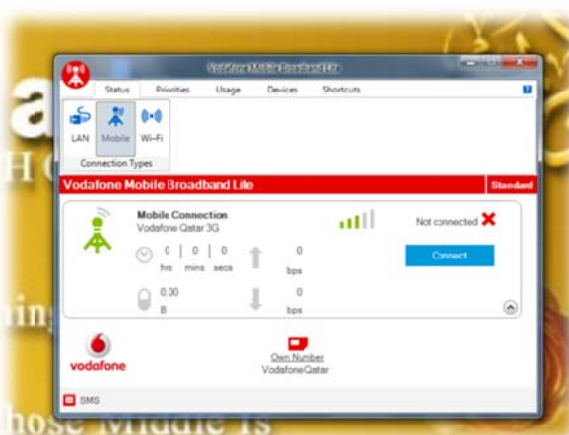
4. Once connected successfully, you will see the following prompt on the lower right of your screen:



5. Click on the “Vodafone Qatar connected” icon and you will see a message similar to the one below:



6. Ensure that “Mobile” is selected as shown below, then click on “Connect”



7. You will then see that you are connected (as shown at the bottom of the window below) and you are now ready to browse the internet and check your email! 😊

