



Ra8





CONTENTS

PRODUCT FEATURES	1
SPECIFICATION	1
SPEAKER CONTROL PANEL	2
APPLICATION EXAMPLE	3
ACOUSTIC CHARTS	5
INSTALLATION	7
DIMENSIONS	7
SAFETY INSTRUCTIONS	8
LIMITED WARRANTY	9

PRODUCT FEATURES

- Two way full range active coaxial plastic speaker.
- Computer aided design to optimism frequency and phase response.
- One 8 inch woofer and one 3 inch paper cone tweeter.
- HF/LF transducers are coaxially mounted sharing the same acoustic axis.
- Suitable for full range sound reinforcement applications, also can be used as a floor monitor.
- Suitable for monitoring, conference system, small touring performance etc.
- Various installation possibilities by flying, stand or wall mounting.
- The Ra8 is not water-resistant so please do not expose this speaker to rain or moisture.

SPECIFICATION

Speaker system

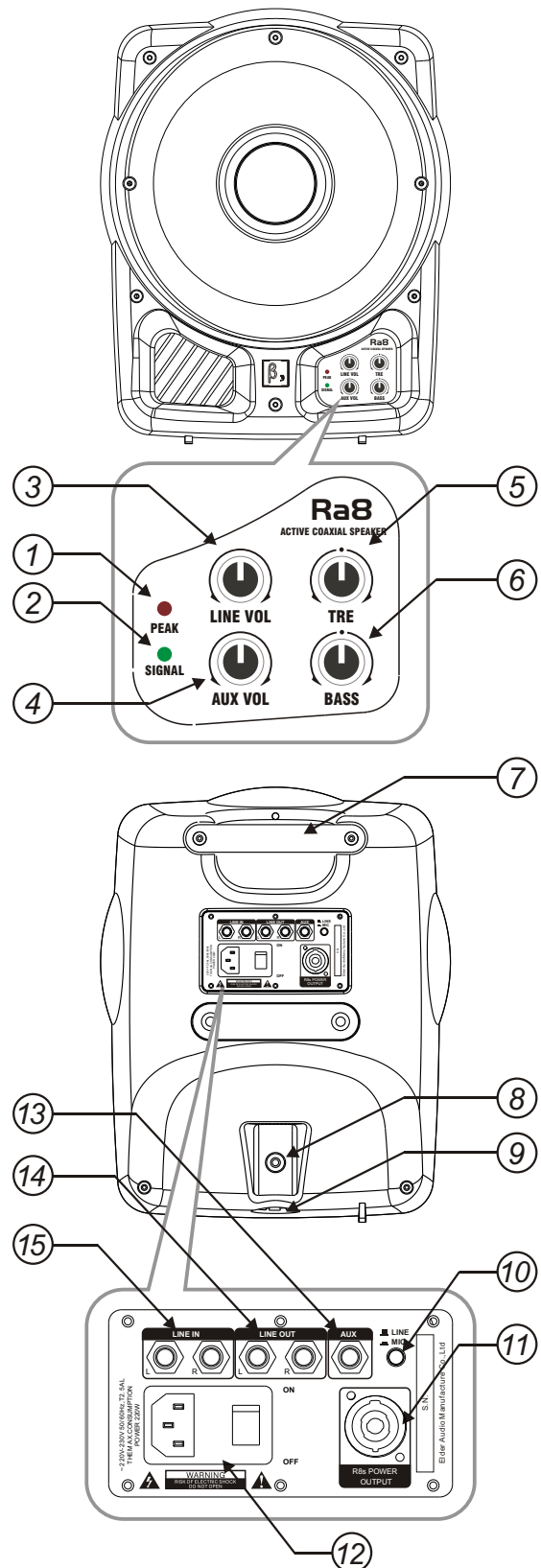
Frequency response	65Hz-15kHz
Average SPL	110dB
The max. Consumption power	220W
Input sensitivity: a.f=1kHz rated output power	1V \pm 10%
b.f=1kHz rated output power	20mV \pm 20%
LF tone: 120Hz	\pm 6dB
HF tone: 6.3kHz	\pm 12dB
Input mode	6.35 unbalance
Power supply	~ 220V-230V 50/60Hz, T2.5AL
Net weight	8.5kg
Gross weight	10.5kg
Dimension	323 \times 271 \times 397mm
Packing dimension	374 \times 321 \times 453mm

Transducer

Bass	8" / 8 Ω \times 1
Treble	3" / 8 Ω \times 1

FRONT AND REAR PANEL FUNCTIONS

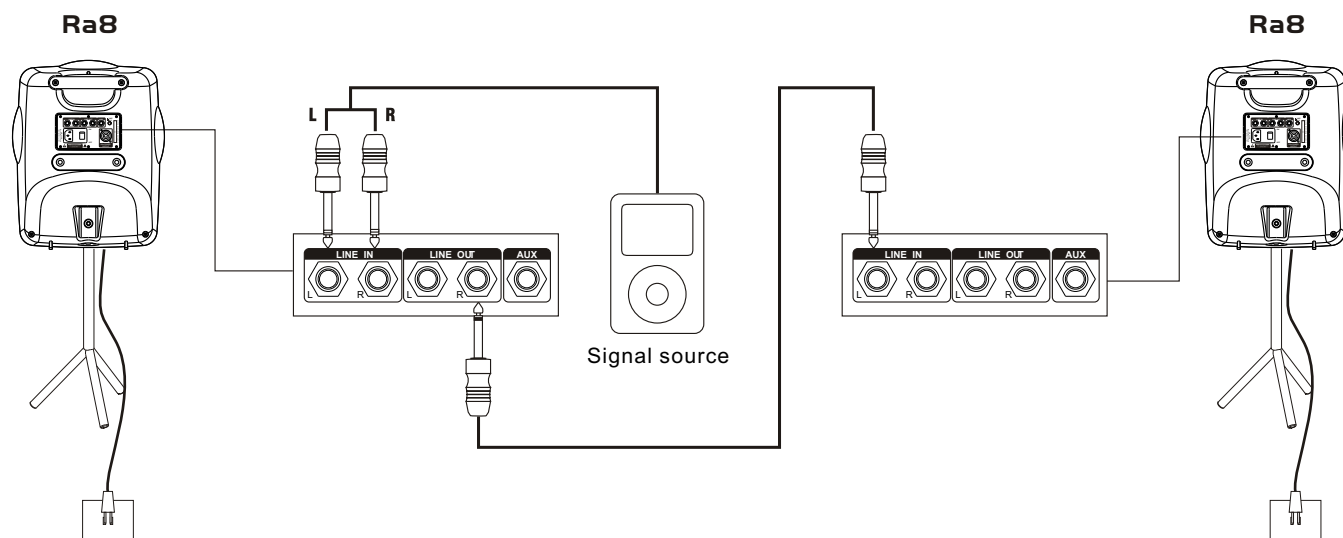
1. Over load indicator.
2. Signal indicator.
3. This is the volume control for the line level input (15), Increase the volume by rotating clockwise and decrease the volume by rotating counter-clockwise. Adjust to appropriate volume.
4. This is the volume control for the line level input(13). Increase the volume by rotating clockwise and decrease the volume by rotating counter-clockwise. Adjust to appropriate volume.
5. Treble tone control.
6. Bass tone control..
7. Speaker handle.
8. Safety locking screw for pole mount..
9. 35mm speaker stand mount..
10. AUX input mic line switch.
Press button in for mic level, release button for line level.
11. Ra8 Speaker output. To power passive R8s for stereo mode. Signal from right input channel only.
12. Power input socket and power switch
13. AUX signal input, Mic line sensitivity controlled by switch(10).
14. Direct line level output.
15. Line level inputs(Left & Right).
Attention: Left input supplies signal to this speaker, Right input supplies signal to either Right line output (14) or speaker output (11) when an additional passive or active speaker is required for stereo mode.



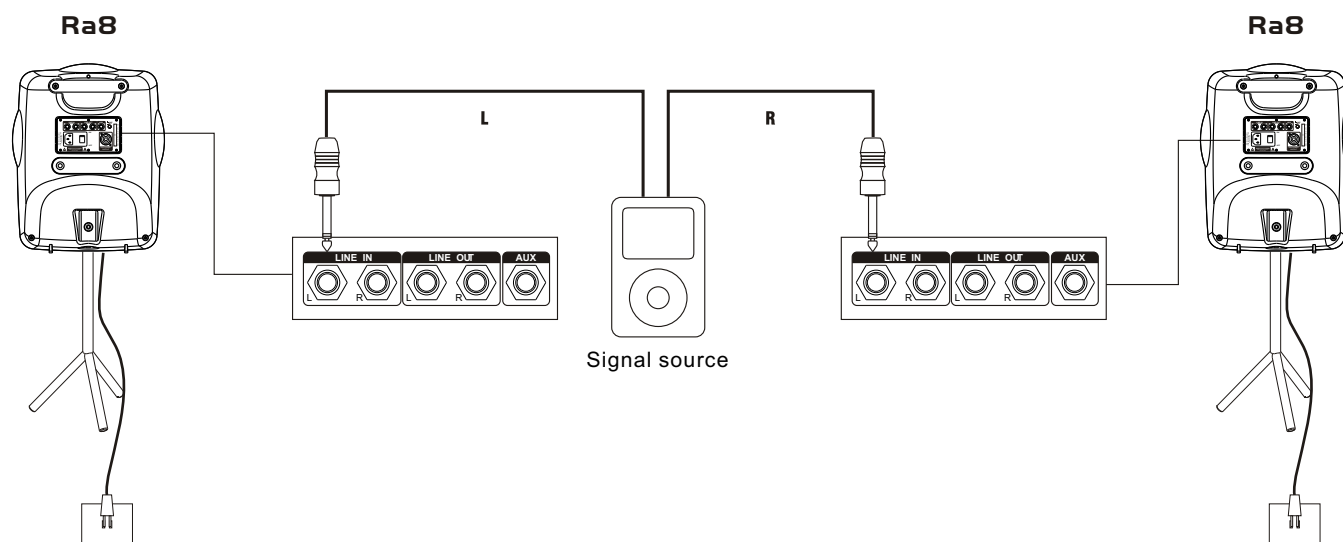
APPLICATION SAMPLE

In this application the right line input or right line output is not required.

1. Stereo mode I . (long distance)

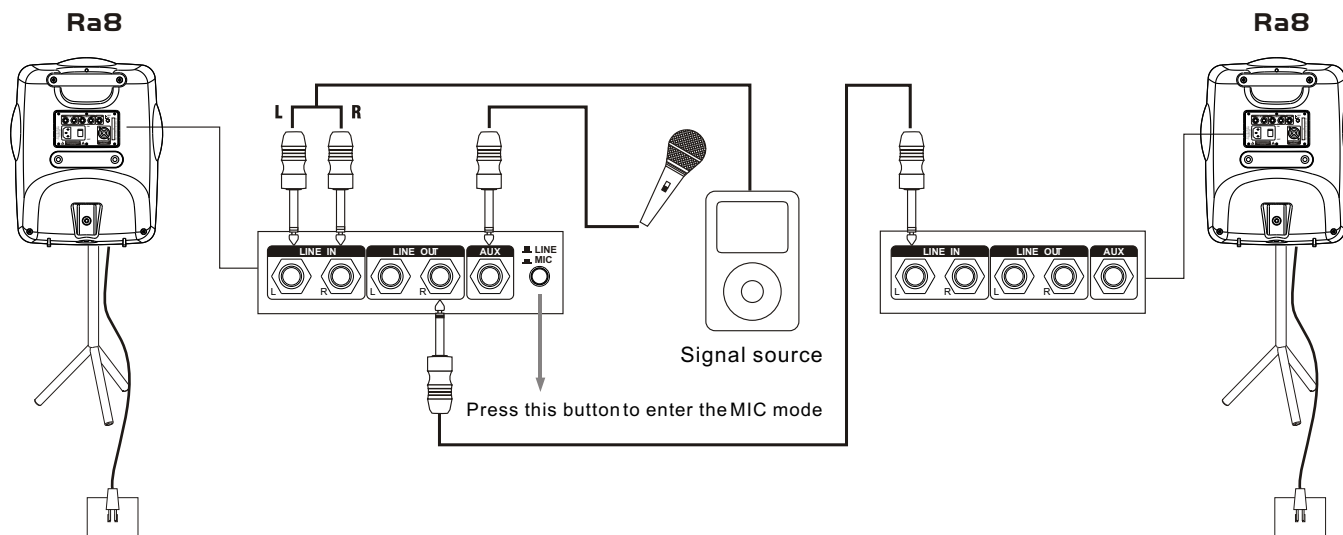


2. Stereo mode II .(short distance)

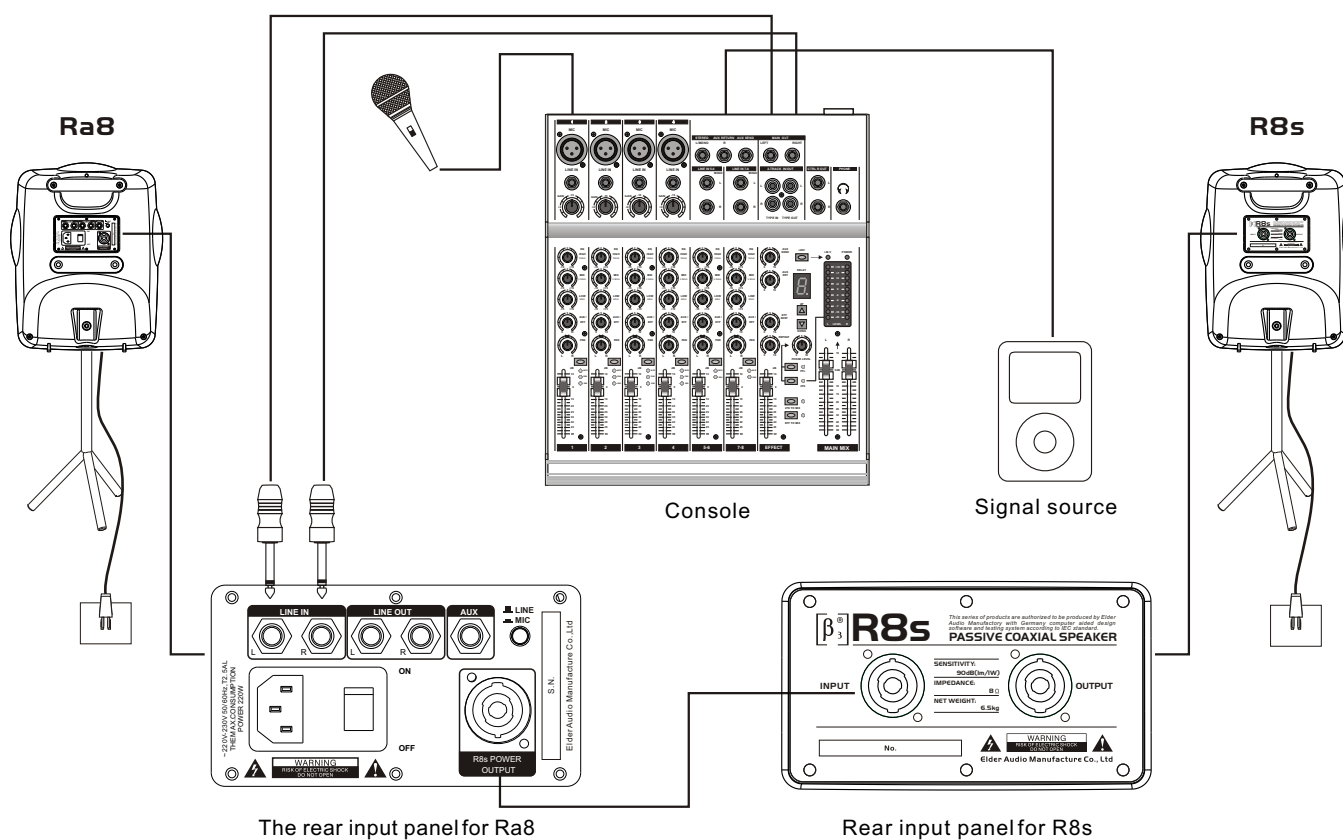


APPLICATION SAMPLE

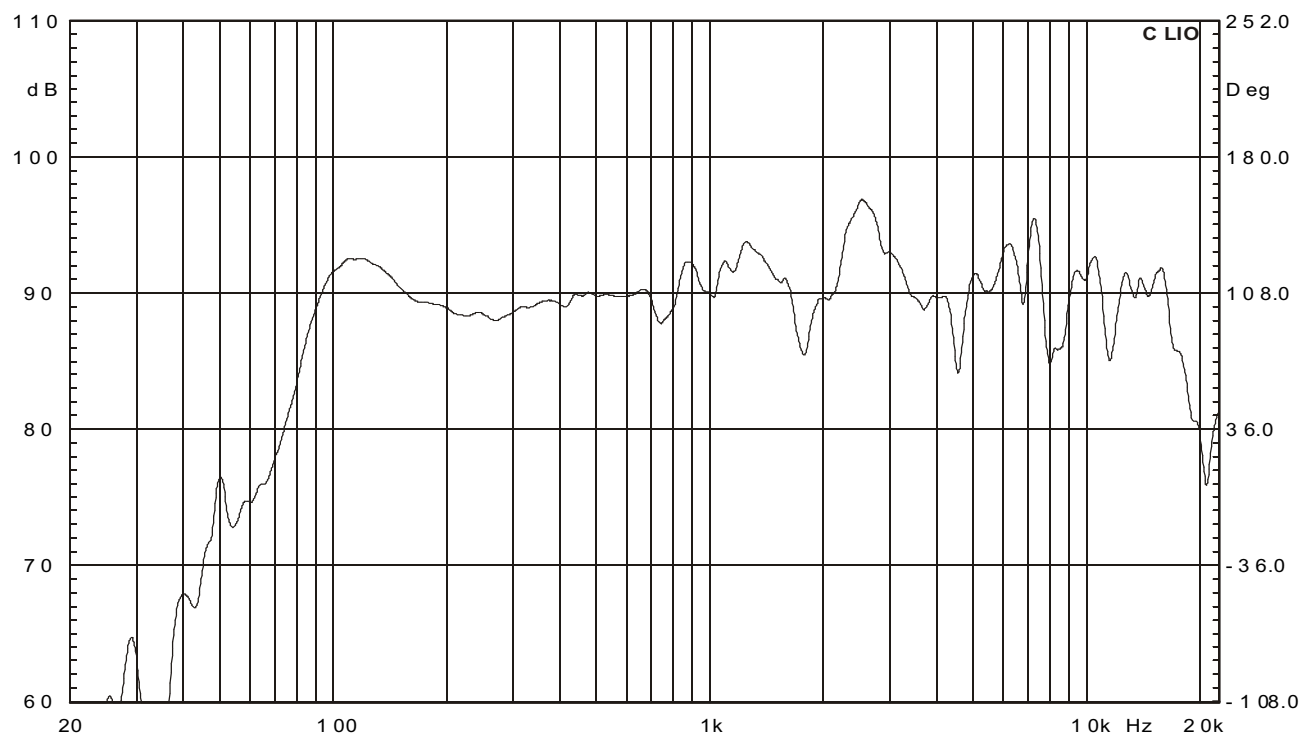
3. Stereo mode + Mic signal.



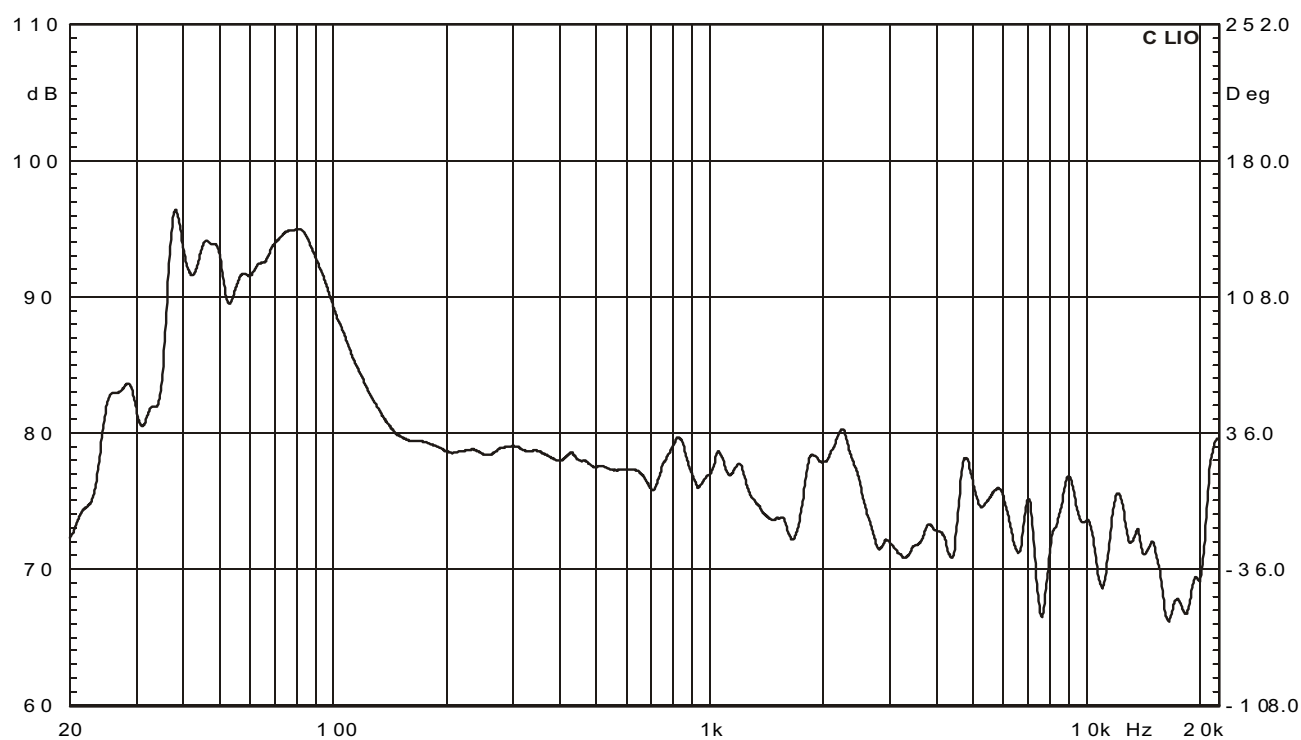
4. Active + passive.



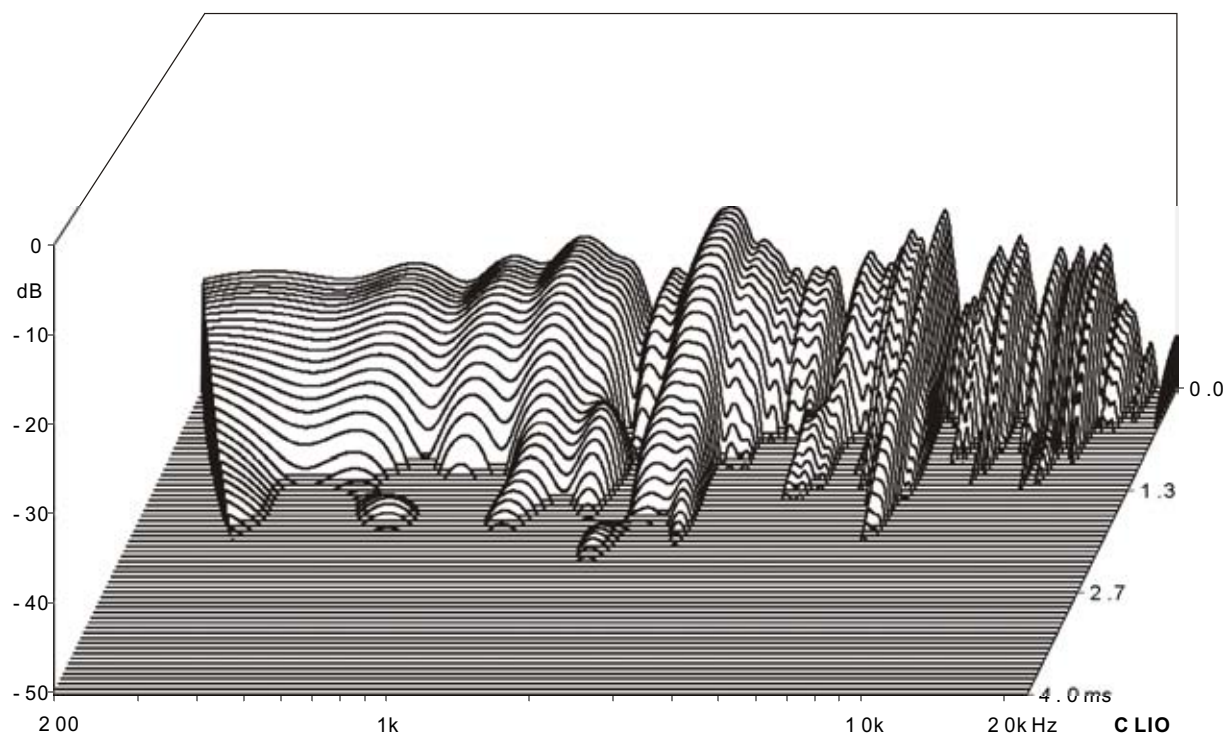
FREQUENCY RESPONSE



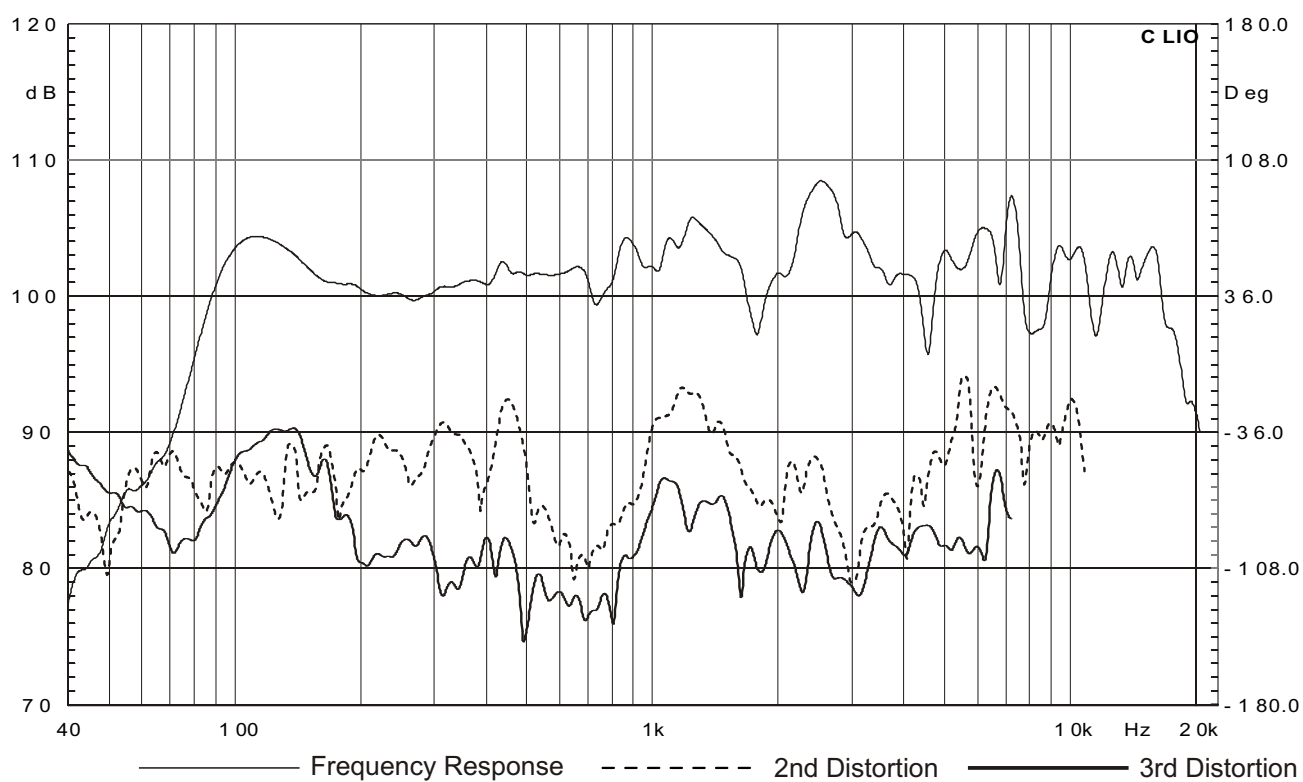
PHASE RESPONSE



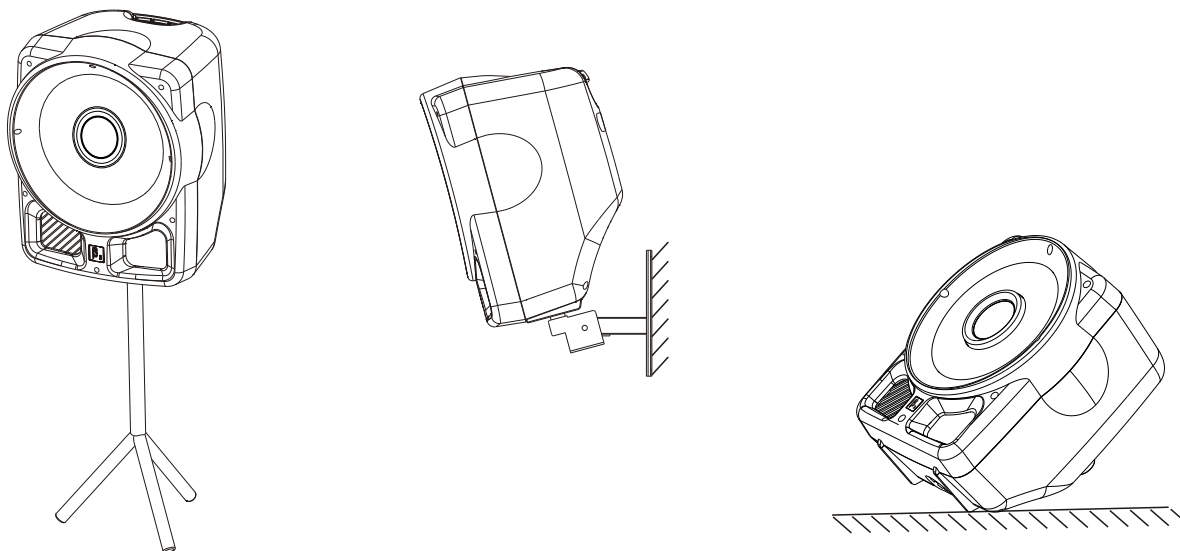
WATERFALL



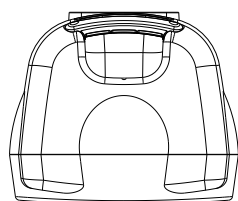
THD



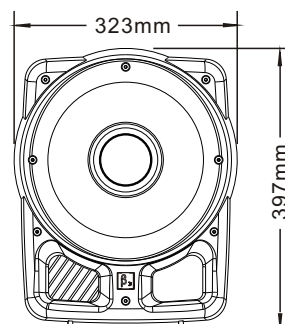
INSTALLATION



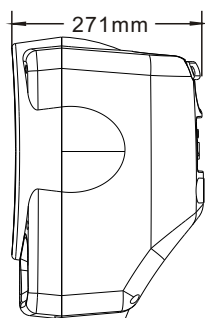
DIMENSIONS



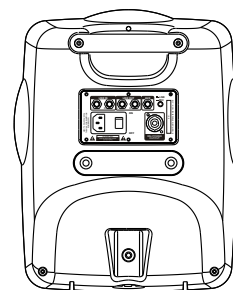
Top view



Front view



Side view




Back view

SAFETY INSTRUCTIONS


DO NOT OPEN THE COVER:

Do not open the cover to avoid the risk of electric shock caused by high voltage parts in the product. Warranty exclude damage caused by incorrect operation or installation of this product.



DO NOT DAMAGE THE POWER CORD:

Please hold the plug when pull out or plug in the cord. Do not pull out or touch the cord with wet hand, or it will cause the risk of electric shock. Power supply cords should be routed so they are not likely to be walked upon or pinched by items placed on or against them. When removing the cord from a power outlet be sure to remove it by holding the plug attachment and not by pulling on the cord.




AVOID OBJECT AND LIQUID ENTRY:

Take care that objects do not fall into this product. Please make sure water or moisture does not enter this product as damage will be caused. Qualified personal should only open this product.


ABNORMAL STATUS:

In the event of abnormal noise or working conditions please turn off the mains power immediately. Please refer to qualified person to check product.



WHEN NOT IN USE:

Please turn product off and remove mains power.



LIMITED WARRANTY

If manufacturing fault occurs during the specified warranty period from the date of original purchase, the product will be repaired or replaced without charge by Elder Audio.

The Limited Warranty does not apply to:

- (a) exterior finish or appearance;
- (b) certain specific items described in the individual product data sheet or owner's manual;
- (c) malfunction resulting from use or operation of the product other than as specified in the individual product data sheet or owner's manual;
- (d) malfunction resulting from misuse or abuse of the product;
- (e) malfunction occurring at any time after repairs have been made to the product by anyone other than Elder Audio Service or any of its authorized service representatives.

To obtain warranty service, customer must deliver proof of purchase of the product in the form of a bill of sale or receipt invoice.

Ra8 Speakers and Speaker Systems are guaranteed against malfunction due to defects in materials or workmanship for a period of three (3) years from the date of original purchase. The Limited Warranty does not apply to burned voice coils or malfunctions such as cone and/or coil damage resulting from improperly designed enclosures. Additional details are included in the Limited Warranty statement.

Ra8 Accessories are guaranteed against malfunction due to defects in materials or workmanship for a period of one (1) year from the date of original purchase. Additional details are included in the Limited Warranty statement.

Ra8 Flying Hardware (including enclosure-mounted hardware and rigging accessories) is guaranteed against malfunction due to defects in materials or workmanship for a period of one (1) year from the date of original purchase. Additional details are included in the Limited Warranty statement.

Specifications are subject to change without notice.



Beta Three

Ra8