

JET LASER User Manual

SKU#:02221380

Unboxing Check

Thank you for using our products, For the sake of safety and better operation of this projector, please read this manual carefully before using and operating it, to avoid any personal injury or damage to the projector.

Package List:

1. Projector 1PC
2. AC power supply 1PC
3. Owner's Manual 1PC
4. Orange Attention Slip 1PC

Notice:

1. Please operate the projector according to the Manual instructions.
2. This unit is intended for indoor use only and should avoid water, moisture, and shaking.
3. The working temperature of this unit is 68-86 °F, and it must be powered off after continuously working 2 hours to let the laser cool down.
4. Keep the body of this unit clean to avoid any malfunctions.
5. Do not turn on and off frequently.
6. Do not use a telescope to watch the laser rays, otherwise could be a hazard to one's health.
7. You had better use the original package during the transportation.

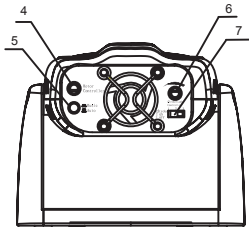

Statement:

All projectors are examined before shipment, user should operate it according to the manual instructions. We and the distributor will not be responsible for any accidents caused by misuse.

Specification:

1. Power: AC power supply input AC100-240V ~ 50/60Hz, Output 5.0V/1A
2. Laser generator-Wavelength: 532nm(Green), 660nm(Red)
3. Dimension: 145*136.8*110mm

Panel:



1. Power Jack
2. MIC
3. Laser Aperture
4. Knob 1: Regulating the rev of the motor
5. Sound Active & Auto Model
6. Knob 2: Adjusting the frequency of the stroboflash
7. Switch: 1: Stroboflash 2: ON 3: OFF

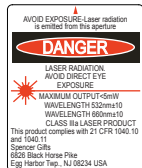
Warnings:

1. The grade of the laser for it is Class IIIa, and will be dangerous if exposure to the eyes directly.
2. The working Voltage is 100-240V/50-60Hz, once exceeded this range its lifetime will be shorten.

Spencer Gifts

6826 Black Horse Pike

Egg Harbor Twp., NJ 08234 USA



Made In China