

User Guide (Guest)  
For  
Vaccine Information Management System  
(VIMS)

Last Update:  
1/15/2010

## Table of Contents

1	PURPOSE.....	4
2	SYSTEM FUNCTIONS .....	4
3	SYSTEM REQUIREMENTS .....	4
4	USING THE SYSTEM.....	5
4.1	Logging In .....	5
4.2	Interface Layout .....	6
4.3	Country Profile Background Information.....	8
4.4	Country Profile Print & Fly .....	9
4.5	Country Profile Custom Report.....	10
4.6	Vaccine Experience - Search.....	15
4.6.1	Vaccine Experience Search Results .....	16
4.6.2	Vaccine Experience Details .....	17
4.7	Vaccine Experience Custom Report.....	20
4.8	Vaccine Experience Supplemental Report .....	25
4.9	Reports .....	29
4.10	My Profile.....	30
4.10.1	Change Password Option .....	31
5	ENDING A SESSION.....	32
6	DEFINITIONS, ACRONYMS AND ABBREVIATIONS .....	33

## List of Figures

Figure 1 – VIMS Login Page .....	5
Figure 2 – Password Help.....	5
Figure 3 – VIMS Home Page.....	6
Figure 4 – VIMS Tabs .....	6
Figure 4 - Country Profile Drop Down Menu.....	7
Figure 7 – My Profile Drop Down Menu .....	7
Figure 8 – Country Profile Background Information.....	8
Figure 9 – Country Profile Background Information Sub-Tabs.....	9
Figure 10 – Country Profile Print & Fly .....	10
Figure 11 – Country Profile Custom Report Step 1 .....	11
Figure 12 - Country Profile Custom Report Step 1 .....	11
Figure 13 – Country Profile Custom Report Step 3.....	12
Figure 14 – Country Profile Custom Report Step 4.....	13
Figure 15 – Country Profile Custom Exportable Report .....	14
Figure 16 - Vaccine Experience – Search Page .....	15
Figure 17 – Vaccine Experience Search Results.....	17
Figure 18 – Vaccine Experience - Details.....	18
Figure 19 – Vaccine Experience Custom Report Step 1 .....	20
Figure 20 – Vaccine Experience Custom Report Step 2.....	20
Figure 21 – Vaccine Experience Custom Report Step 3.....	21
Figure 22 – Vaccine Experience Custom Report Step 4.....	21
Figure 23 – Vaccine Experience Custom Report Step 5.....	21
Figure 24 – Vaccine Experience Custom Report Step 6.....	22
Figure 25 – Vaccine Experience Custom Report Step 7.....	22
Figure 26 – Vaccine Experience Custom Report Step 8.....	23
Figure 27 – Vaccine Custom Report Step 9.....	24
Figure 28 – Vaccine Experience Custom Exportable Report .....	25
Figure 29 – Vaccine Experience Supplemental Report Step 1 .....	26
Figure 30 – Vaccine Experience Supplemental Report Step 2 .....	26
Figure 31 – Vaccine Experience Supplemental Report Step 3 .....	26
Figure 32 – Vaccine Experience Supplemental Report Step 3 .....	27
Figure 33 – Vaccine Experience Supplemental Report Step 5 .....	28
Figure 34 – Vaccine Experience Supplemental Exportable Report.....	29
Figure 48 – Reports Page.....	30
Figure 49 – My Profile Page.....	31
Figure 50 – Change Password Page .....	31
Figure 51 – Logout Page .....	32

## 1 PURPOSE

The Vaccine Information Management System (VIMS) is a web-based system for entering and reporting on global vaccine use and related information.

VIMS was designed to support the missions of the Hib Initiative and PneumoADIP by monitoring information related to the Hep B, Rotavirus, Pneumococcal and Hib vaccines. Within the first two years, the system has been expanded to support the work being carried on through the International Vaccine Access Center (IVAC), GAVI's Accelerated Vaccine Initiative (AVI) and other vaccine projects at the Johns Hopkins School of Public Health (JHSPH). The system is designed to track historical data already being generated through the vaccine initiatives based at JHSPH as well as prospective data about current and future activities.

This VIMS User Guide provides an overview of the basic functions and usage of VIMS for persons in the role of *guest user*. These users will have the ability to view all Country Profile and Vaccine Experience information and will be able to run reports related to these areas.

## 2 SYSTEM FUNCTIONS

VIMS provides the ability to:

- View Country Profile Information (demographics, health indicators, government data, etc.), generate a "canned" Country Profile Report ("Print and Fly"), and extract Country Profile fields into various downloadable files using a custom report generator ("Wizard").
- Search for and view existing vaccine experiences, generate custom reports about countries vaccine introduction statuses, extract other vaccine experience information using a custom report generator, and download "canned" reports (Status Sheets) reflecting current introductions and decisions.

All VIMS screens contain seven navigation tabs that can be used to transfer you to the *Home* page or one of the five main areas – *Country Profile*, *Vaccine Experience*, and *Reports*. These areas are described in the following sections in the order in which they are listed at the top of the page.

## 3 SYSTEM REQUIREMENTS

The users will be accessing VIMS from remote locations, so the system was designed to be accessible using a variety of browsers.

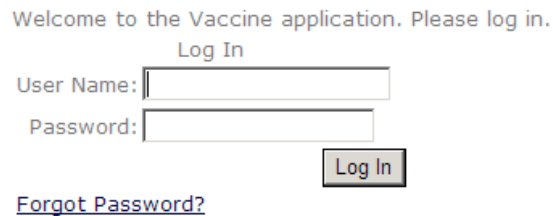
The following browsers are supported:

- Internet Explorer version 6 or higher
- Mozilla Firefox 1.2 or higher
- Apple Safari 1.2 or higher
- Any browser that supports XHTML 1.0, XMLHttpRequests (AJAX), Javascript or ESMAscript, and Cascading Style Sheets (CSS 2).

## 4 USING THE SYSTEM

### 4.1 Logging In

VIMS is a web-based system that can be accessed at <http://apps4.jhsph.edu/Vaccine/>. Log in by entering your assigned username and password, and clicking on Log In (Figure 1).



Welcome to the Vaccine application. Please log in.

Log In

User Name:

Password:

Log In

[Forgot Password?](#)

Figure 1 – VIMS Login Page

If you have forgotten your password, simply click on “Forgot Password?” and a help screen will appear (Figure 2).



**Forgot Your Password?**

Enter your User Name to receive your password.

Your User Name:

Submit

Figure 2 – Password Help

If your login is successful, the *Home* page will be displayed. This page contains a welcome message, information about changes and updates to the system, and the VIMS navigation tabs (Figure 3).



## Home

Welcome to the Vaccine Information Management System (VIMS), a database developed and maintained at the Johns Hopkins School of Public Health for use by the PneumoADIP, Hib Initiative, and Accelerated Vaccine Initiative consortia members. VIMS provides a centralized, web-based warehouse for key information related to the vaccine initiatives' work, including demographic indicators; vaccine-related data for Hib, Pneumococcal and Hep B vaccines; conferences, meetings, and other key events; trip reports; contacts; and a bibliography of vaccine-related published and unpublished literature. The data contained in VIMS can be accessed using the search functions within each tab, or downloaded via the report generation functions. The data are continuously updated as information is received, so as to permit real time reporting.

Assistance in using VIMS and running queries can be obtained at [vims@jhsph.edu](mailto:vims@jhsph.edu).

## Updates

- **VIMS is LIVE!!** We've made significant progress over the past few months!
  - **Country Profile** and **Vaccines** are live and fully populated, with some reporting functionality
  - **Events** and **Contacts** are live and have significant data in them. We are continuing to enter data and improve upon what is in the system.
  - **Bibliography** will not be rolled out until fall/winter 2009
  - **Reporting** are available now and will be added to throughout late July/early August
- **Training:**
  - The next training is scheduled for August 4th and 5th, from 1-4:30pm, in Baltimore.
  - An Executive training will be held on August 12th and 13th, from 1-4:30pm in Baltimore.
  - Training is required prior to issue of a username and password.
- **System Problems:**
  - Please continue to report system errors and concerns to [vims@jhsph.edu](mailto:vims@jhsph.edu).

Figure 3 – VIMS Home Page

## 4.2 Interface Layout

At the top of each of the pages in VIMS, there is a series of tabs that are used to access the various functions (Figure ).

**NOTE:** The tabs shown for an individual user may be different than those in the illustrations. The tabs displayed on a user's screen are based on that user's role in the system.



Figure 4 – VIMS Tabs

**Home** - Clicking on this tab takes you to the *Home* page.

**Country Profile** – Clicking on this tab takes you to the *Country Profile* search page. A drop down menu with different report options is available on this tab (Figure 4).



Figure 4 - Country Profile Drop Down Menu

**Vaccines** – Clicking on this tab takes you to the *Vaccine Experience* search page. This page is used to view information about countries' use of Hepatitis B, Hib, Rota, and Pneumococcal vaccines, as well as information about their GAVI applications and co-pays. A drop down menu is available on this tab (Figure 5).



Figure 5 – Vaccines Drop Down Menu

**Reports** – Clicking on this tab takes you to the *Reports* page which gives you descriptions of the different types of reports available for viewing and exporting into various formats.

Please Note: Events and Contacts tabs were in previous versions of VIMS, but are no longer available.

**My Profile** – Clicking on this tab takes you to a page that gives you the option to change your basic personal information. There is also a drop down menu that allows you to change your password (Figure 7).

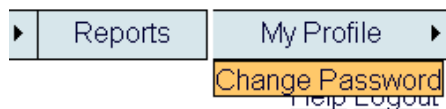
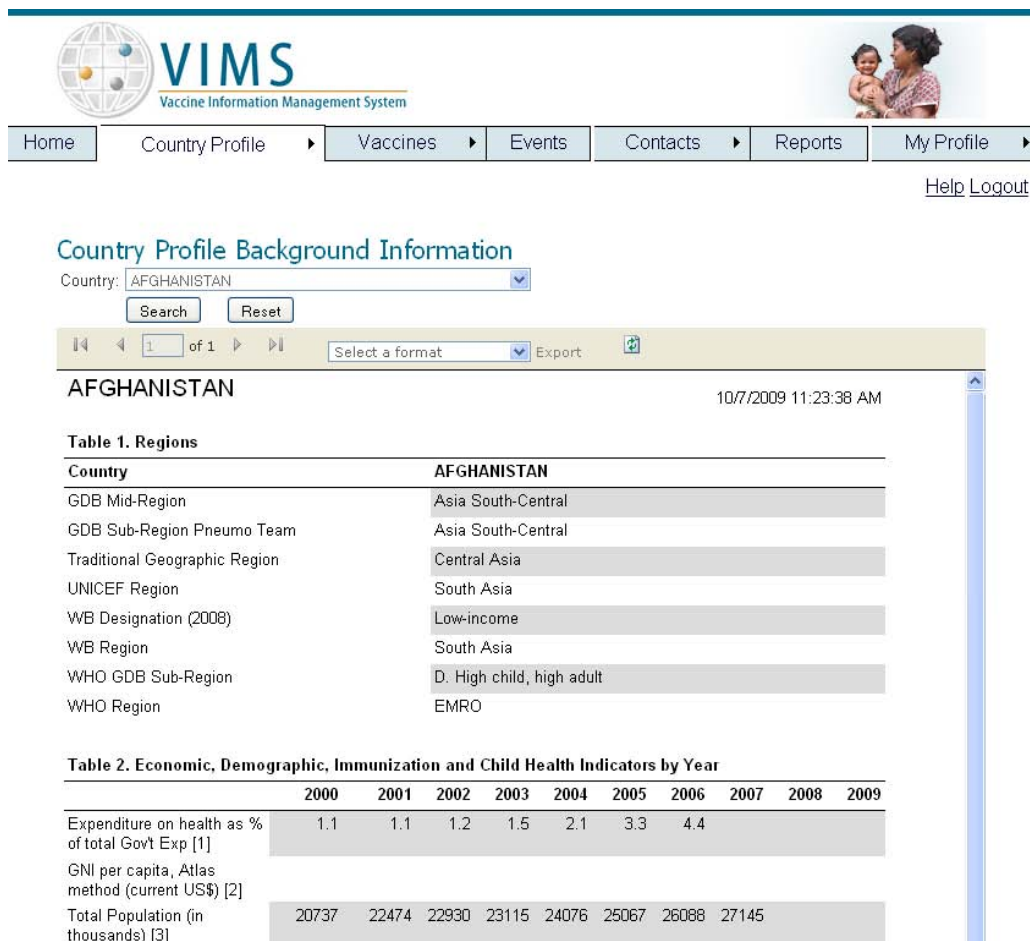


Figure 7 – My Profile Drop Down Menu

There is also a *Help* and a *Logout* link just below the My Profile tab. Clicking on *Help* will take you to a page that allows you to view a VIMS glossary in two formats: PDF and Word. Clicking on *Logout* will allow you to leave the system and end your session.

### 4.3 Country Profile Background Information

Click on the Country Profile tab to display the *Country Profile Background Information* page (Figure 8).



The screenshot shows the VIMS (Vaccine Information Management System) interface. At the top, there is a navigation bar with tabs: Home, Country Profile (selected), Vaccines, Events, Contacts, Reports, and My Profile. Below the navigation bar, the page title is "Country Profile Background Information". A dropdown menu shows "Country: AFGHANISTAN" with "Search" and "Reset" buttons. Below this, there is a "Select a format" dropdown and an "Export" button. The main content area displays "AFGHANISTAN" with a timestamp "10/7/2009 11:23:38 AM".

**Table 1. Regions**

Country	AFGHANISTAN
GDB Mid-Region	Asia South-Central
GDB Sub-Region Pneumo Team	Asia South-Central
Traditional Geographic Region	Central Asia
UNICEF Region	South Asia
WB Designation (2008)	Low-income
WB Region	South Asia
WHO GDB Sub-Region	D. High child, high adult
WHO Region	EMRO

**Table 2. Economic, Demographic, Immunization and Child Health Indicators by Year**

	2000	2001	2002	2003	2004	2005	2006	2007	2008	2009
Expenditure on health as % of total Govt Exp [1]	1.1	1.1	1.2	1.5	2.1	3.3	4.4			
GNI per capita, Atlas method (current US\$) [2]										
Total Population (in thousands) [3]	20737	22474	22930	23115	24076	25067	26088	27145		

Figure 8 – Country Profile Background Information

This page is used to view an individual country's background information. At the top of this page is a 'Country' field that allows you to select a specific country from a drop down list. Highlight a country then click 'Search' and the country's individual report will appear.

The report is available for exporting into various formats for printing. Click on 'Select a Format', choose one, and then click 'Export' and the file will be ready for personal use.

Format options are as follows:

- XML file with report data
- CSV (comma delimited)
- TIFF file
- Acrobat (PDF) file
- Web Archive
- Excel



Six different tables are displayed on the country's report with detailed information pertinent to the separate table headings:

Table 1. *Regions (Country Classification):*

This table includes all classifications commonly used by WHO, UNICEF, and World Bank, as well as the traditional geographic regions.

Table 2. *Economic, Demographic, Immunization and Child Health Indicators by Year (Basic Indicators):*

This table shows information pertaining to the above indicators collected for the years 2001-2009 with sources for the information listed directly beneath.

Table 3. *Current national immunization program schedule, Source: WHO Vaccine Preventable Diseases Monitoring System:*

This table includes all information pertaining to the immunizations the country has introduced, and the ages at which children receive the vaccines.

Table 4. *Indicators of Disease Burden:*

This table shows the year 2000 mortality rate in percentage of <5 children for each of the diseases listed. Sources for the information are shown directly below the table.

Table 5. *Government Information, Decision Making Bodies & Planning Documents:*

This table gives detailed information about the bodies/members responsible for making immunization decisions, as well as basic information about the government and the Comprehensive Multi-Year Plan (cMYP) for the country, and the years of most recent change for both.

Table 6. *Country Interaction with the GAVI Alliance:*

This table gives detailed information pertinent to the country's interaction with GAVI. Sources for the information are listed directly beneath.

It is also possible to view/export one table at a time. In the *Country Profile* drop down menu, *Country Profile Background Information* has an arrow next to it for an additional drop down menu listing the individual tables as sub-tabs (Figure 9). Clicking on any one of these will directly navigate you to the corresponding table.



Figure 9 – Country Profile Background Information Sub-Tabs

## 4.4 Country Profile Print & Fly

When selecting *Country Profile Print & Fly* in the drop down menu for Country Profile, a 5-page report will appear with tables that provide the same information detailed in the *Country Profile Background Information* table headings. This report is for a single country chosen at the top of the page in the 'Country' field, and can be viewed one page at a time in the VIMS system. To advance forward or backward

one page, click on the right or left arrows, or click on the right or left extend arrows to advance to the last or first pages respectively. The Print & Fly report can be exported into various formats for personal use. Figure 10 shows the first page of the report.

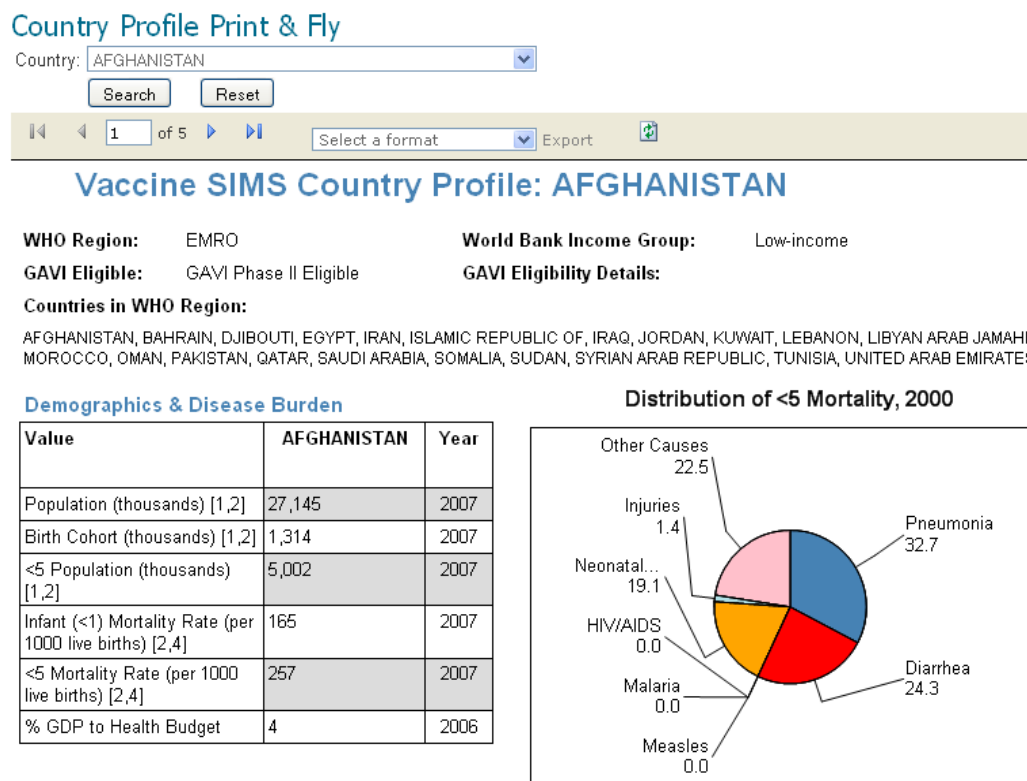


Figure 10 – Country Profile Print & Fly

## 4.5 Country Profile Custom Report

The *Country Profile Custom Report* is for those with specific research questions who would like more extensive and/or time-series data for a particular country. Indicators can also be selected to compare across countries, regions, income levels or GAVI eligibility. A user-friendly wizard will lead you through a 4-step process of forming and submitting your query.

Step 1 (Figure 11) will narrow the search options to region type, region, and country.

## Country Profile Custom Report

Country or Region:

Step 1 of 4

Region Type:

Region:

Country:

Figure 11 – Country Profile Custom Report Step 1

Step 2 (Figure 12) will narrow the search options to GAVI eligibility status.

## Country Profile Custom Report

Gavi Eligibility Status:

Step 2 of 4

Figure 12 - Country Profile Custom Report Step 1

Step 3 (Figure 13) will narrow the search output that will be shown on the final report. This includes all information previously detailed in the table headings in *Country Profile Background Information*. Figure 13 shows only the top portion of the page.

**Choose Output options:**

Step 3 of 4

- ☐ Show All
  - ☐ Regions
    - ☐ Traditional Geographic Region
    - ☐ UNICEF Region
    - ☐ UNICEF Income Group
    - ☐ WHO Region
    - ☐ WHO GDB Sub-Region
    - ☐ GDB Sub-Region
    - ☐ GDB Mid-Region
    - ☒ World Bank Region
    - ☐ World Bank Income Group (2008)
  - ☐ Economic, Demographic, Immunization and Child Health Indicators by Year
    - ☐ Years
      - ☐ 2000
      - ☐ 2001
      - ☐ 2002
      - ☐ 2003
      - ☐ 2004
      - ☐ 2005
      - ☐ 2006
      - ☐ 2007
      - ☐ 2008
      - ☐ 2009
    - ☐ Indicators
      - ☐ % GDP to Health Budget
      - ☐ GNI per capita
      - ☐ Total Population (in thousands)
      - ☐ Birth Cohort (in thousands)
      - ☐ %DTP1 Official Coverage
      - ☐ %DTP3 Official Coverage
      - ☐ DTP Wastage Rates
      - ☐ Infant Mortality Rate
      - ☐ <5 Population (in thousands)
      - ☐ <5 mortality rate
  - ☐ Current National Immunization Program Schedule
  - ☐ Indicators of Disease Burden
    - ☐ % of Under 5 deaths due to...
      - ☐ Pneumonia
      - ☐ Diarrhea
      - ☐ Malaria
      - ☐ Measles
      - ☐ HIV/AIDS
      - ☐ Neonatal Causes
      - ☐ Injuries

Figure 13 – Country Profile Custom Report Step 3

Step 4 (Figure 14) shows the final report. You have a choice to show 5, 10, 15, or 20 results per page. A list of page numbers is shown at the bottom of the page. To see additional results, click on the right arrow. The left and right extend arrows navigate you to the first and last pages of the report respectively. At this point you are able to go back to previous steps and refine your search to reflect other options by clicking on 'Previous' at the bottom of the page.

### Country Profile Custom Report

Country	GAVI Phase 1	GAVI Phase 1B3
AFGHANISTAN	<input checked="" type="checkbox"/>	<input checked="" type="checkbox"/>
ALBANIA	<input checked="" type="checkbox"/>	<input type="checkbox"/>
ALGERIA	<input type="checkbox"/>	<input type="checkbox"/>
ANDORRA	<input type="checkbox"/>	<input type="checkbox"/>
ANGOLA	<input checked="" type="checkbox"/>	<input checked="" type="checkbox"/>
ANTIGUA AND BARBUDA	<input type="checkbox"/>	<input type="checkbox"/>
ARGENTINA	<input type="checkbox"/>	<input type="checkbox"/>
ARMENIA	<input checked="" type="checkbox"/>	<input checked="" type="checkbox"/>
AUSTRALIA	<input type="checkbox"/>	<input type="checkbox"/>
AUSTRIA	<input type="checkbox"/>	<input type="checkbox"/>
AZERBAIJAN	<input checked="" type="checkbox"/>	<input checked="" type="checkbox"/>
BAHAMAS	<input type="checkbox"/>	<input type="checkbox"/>
BAHRAIN	<input type="checkbox"/>	<input type="checkbox"/>
BANGLADESH	<input checked="" type="checkbox"/>	<input checked="" type="checkbox"/>
BARBADOS	<input type="checkbox"/>	<input type="checkbox"/>
BELARUS	<input type="checkbox"/>	<input type="checkbox"/>
BELGIUM	<input type="checkbox"/>	<input type="checkbox"/>
BELIZE	<input type="checkbox"/>	<input type="checkbox"/>
BENIN	<input checked="" type="checkbox"/>	<input checked="" type="checkbox"/>

Step 4 of 4

Figure 14 – Country Profile Custom Report Step 4

In order to obtain the final report in an exportable file (Figure 15), click 'Get Report' at the bottom of the page. The report will be available to export into a variety of formats.

Format options are as follows:

XML file with report data

CSV (comma delimited)

TIFF file

Acrobat (PDF) file

Web Archive

Excel

**Note:** Once you click 'Get Report', you will be unable to go back to previous steps.

### Country Profile Custom Report

1 of 10    Select a format    Export

Country	GAVI Eligibility	GAVI Eligibility Details
AFGHANISTAN	GAVI Phase II Eligible	
ALBANIA	Not Eligible (previously eligible, phase I)	
ALGERIA	Not Eligible	
ANDORRA	Not Eligible	
ANGOLA	GAVI Phase II Eligible	
ANTIGUA AND BARBUDA	Not Eligible	
ARGENTINA	Not Eligible	
ARMENIA	GAVI Phase II Eligible	
AUSTRALIA	Not Eligible	
AUSTRIA	Not Eligible	
AZERBAIJAN	GAVI Phase II Eligible	

Figure 15 – Country Profile Custom Exportable Report

## 4.6 Vaccine Experience - Search

Click on the Vaccines tab to display the *Vaccine Experience Search* page (Figure 16).

**Vaccine Experience - Search**

WHO Region: ☐ AFRO ☐ AMRO ☐ EMRO ☐ EURO ☐ SEARO ☐ WPRO

Country: 

AFGHANISTAN  
ALBANIA  
ALGERIA  
ANDORRA  
ANGOLA  
ANTIGUA AND BARBUDA  
ARGENTINA  
ARMENIA  
AUSTRALIA

Vaccine: ☐ Hib ☐ Pneumo ☐ Hep B ☐ Rota

GAVI: 

All Countries

Current Vaccine Status: ☐ Introduced into national immunization program  
☐ Widespread coverage through private market  
☐ GAVI approved/approved with clarification  
☐ GAVI conditional approval to introduce  
☐ GAVI application submitted under review  
☐ GAVI plan to apply  
☐ Non-GAVI Planning Introduction  
☐ No Decision  
☐ Unknown  
☐ Decision against introduction

Displaying 1 - 20 of 772

	Country	Vaccine	GAVI Phase I	GAVI Phase II	Vaccine Status	Delete
Select	AFGHANISTAN	Hib	<input checked="" type="checkbox"/>	<input checked="" type="checkbox"/>	Introduced into national immunization program	
Select	AFGHANISTAN	Pneumo	<input checked="" type="checkbox"/>	<input checked="" type="checkbox"/>	GAVI plan to apply	
Select	AFGHANISTAN	Hep B	<input checked="" type="checkbox"/>	<input checked="" type="checkbox"/>	Introduced into national immunization program	
Select	AFGHANISTAN	Rota	<input checked="" type="checkbox"/>	<input checked="" type="checkbox"/>	GAVI plan to apply	
Select	ALBANIA	Hib	<input checked="" type="checkbox"/>	<input type="checkbox"/>	Introduced into national immunization program	
Select	ALBANIA	Pneumo	<input checked="" type="checkbox"/>	<input type="checkbox"/>	Non-GAVI Planning Introduction	
Select	ALBANIA	Hep B	<input checked="" type="checkbox"/>	<input type="checkbox"/>	Introduced into national immunization program	

Figure 16 - Vaccine Experience – Search Page

This page is used to search for vaccine experiences. You can search for existing vaccine experiences by selecting the search criteria on the *Vaccine Experience* page and clicking on the Search button. The more information you enter, the more specific your search results will be.

The *Country* field lists only the 193 WHO Member States for which data is currently being collected in VIMS. All countries are initially shown when this page is displayed. To reduce the number of choices, check one or more WHO Regions (AFRO, EMRO, EURO, WPRO, SEARO, AMRO). Only the countries in the selected WHO Regions will be shown. Unselecting all of the regions will cause all of the participating countries to be displayed. To reduce the number of choices even further, select one country, or select more than one by holding down 'ctrl' when making your selections.

The *Vaccine* field allows you to limit your search results to countries' experiences with Hib, Pneumo, Rota, and/or HepB.

The *GAVI* fields allows you to limit your search results to include only countries that are currently eligible for GAVI support (GAVI Phase II), countries that are NOT currently eligible (not GAVI Phase II) and countries that were eligible previously but are NOT currently eligible (GAVI Phase I, but not GAVI Phase II).

The *Vaccine Status* field allows you to limit your search results to countries in one or more category of vaccine status. You may click on one or more status. If you do not click on any status, countries of every status will be displayed.

NOTE: This search function allows you to generate a quick list of countries in a particular status without running a report. For example, if you simply need to view a list of all countries that are currently approved by GAVI to receive support for Pneumo and all GAVI countries that have introduced Pneumo, you could simply choose, "Currently GAVI Eligible" from the GAVI Eligibility search criteria and "Introduced" and "Approved/approved with clarifications" from the Vaccine Status search criteria. However, this function does not allow you to run more complicated or historical searches, it is not able to be exported, and it does not allow you to view Key Details for all countries at once, which may result in limited understanding of a country's vaccine use. For any of these functions, please use the Vaccine Experience Custom Report tab.

If you have entered a country and wish to remove it, press 'ctrl' and click on the selection again, or click on the Reset button to clear all fields.

#### 4.6.1 Vaccine Experience Search Results

After clicking "Search," a list of Vaccine Experience records matching your criteria will be displayed below the search options (Figure 17). The search results list the country name, the vaccine whose experience is described by that record, the country's eligibility for GAVI support, and the country's current vaccine status.

You have a choice to show 5, 10, 15, or 20 results per page. A list of page numbers is shown across the bottom of the page. To see additional results, click on the right arrow. The left and right extend arrows navigate you to the first and last pages of the report respectively.

Results are automatically sorted alphabetically by country name. To sort by different criteria, click on one of the other column headings.



Displaying 1 - 20 of 184

	Country	Vaccine	GAVI Phase I	GAVI Phase II	Vaccine Status	
Select	ALGERIA	Hib	<input type="checkbox"/>	<input type="checkbox"/>	Introduced into national immunization program	
Select	ALGERIA	Pneumo	<input type="checkbox"/>	<input type="checkbox"/>	No Decision	
Select	ALGERIA	Hep B	<input type="checkbox"/>	<input type="checkbox"/>	Introduced into national immunization program	
Select	ALGERIA	Rota	<input type="checkbox"/>	<input type="checkbox"/>	No Decision	
Select	ANGOLA	Hib	<input checked="" type="checkbox"/>	<input checked="" type="checkbox"/>	Introduced into national immunization program	
Select	ANGOLA	Pneumo	<input checked="" type="checkbox"/>	<input checked="" type="checkbox"/>	No Decision	
Select	ANGOLA	Hep B	<input checked="" type="checkbox"/>	<input checked="" type="checkbox"/>	Introduced into national immunization program	
Select	ANGOLA	Rota	<input checked="" type="checkbox"/>	<input checked="" type="checkbox"/>	No Decision	
Select	BENIN	Pneumo	<input checked="" type="checkbox"/>	<input checked="" type="checkbox"/>	GAVI conditional approval to introduce	
Select	BENIN	Hib	<input checked="" type="checkbox"/>	<input checked="" type="checkbox"/>	Introduced into national immunization program	
Select	BENIN	Hep B	<input checked="" type="checkbox"/>	<input checked="" type="checkbox"/>	Introduced into national immunization program	
Select	BENIN	Rota	<input checked="" type="checkbox"/>	<input checked="" type="checkbox"/>	No Decision	
Select	BOTSWANA	Hib	<input type="checkbox"/>	<input type="checkbox"/>	Non-GAVI Planning Introduction	
Select	BOTSWANA	Pneumo	<input type="checkbox"/>	<input type="checkbox"/>	Non-GAVI Planning Introduction	
Select	BOTSWANA	Hep B	<input type="checkbox"/>	<input type="checkbox"/>	Introduced into national immunization program	
Select	BOTSWANA	Rota	<input type="checkbox"/>	<input type="checkbox"/>	No Decision	
Select	BURKINA FASO	Pneumo	<input checked="" type="checkbox"/>	<input checked="" type="checkbox"/>	GAVI plan to apply	
Select	BURKINA FASO	Hib	<input checked="" type="checkbox"/>	<input checked="" type="checkbox"/>	Introduced into national immunization program	
Select	BURKINA FASO	Hep B	<input checked="" type="checkbox"/>	<input checked="" type="checkbox"/>	Introduced into national immunization program	
Select	BURKINA FASO	Rota	<input checked="" type="checkbox"/>	<input checked="" type="checkbox"/>	No Decision	

Page 1 of 10
 Results per page: 20

Figure 17 – Vaccine Experience Search Results

#### 4.6.2 Vaccine Experience Details

To view the full record for a specific country's experience with a specific vaccine, click on "Select," located to the left of the country record listed in the search results (Figure 18).

General information about the country and its experience with the vaccine is given on the top of the page. On the bottom of the page, clicking on sub-tabs will allow you to view additional information.

## Vaccine Experience - Details

Country:\* AFGHANISTAN  
Vaccine:\* Hib  
WHO Region: EMRO  
WB Designation (2008): Low-income  
GAVI Phase 1 Eligible: Yes  
GAVI Phase 2 Eligible: Yes  
GAVI Eligibility Details:  
Hib Prioritization: Already Introduced

### Vaccine Program Status and Type

Current Vaccine Status: Introduced into national immunization program  
Current National Immunization Program Type: Universal

GAVI App
Key Dates
Vaccine Use
Use Details
Formulation and Finance
Co-Pay
Stats
Other

### GAVI Application

	Planned	Actual	Outcome	Details	Source
Select		2/1/2008	Approved		Hib Status Sheet April 2009
Select		9/1/2007	Conditional Approval		Hib Status Sheet April 2009
Select		4/1/2007	Resubmission	Requested waiver for co-financing.	Hib Status Sheet April 2009

Planned Application Date:

Actual Application Date: 2/1/2008

Application Outcome: Approved

Details:

Source: Hib Status Sheet April 2009

\* all dates in MM/DD/YYYY format.

Figure 18 – Vaccine Experience - Details

- o The top of the page shows the Country Name, the Vaccine described by the experience record, the country's WHO Regional Office, its World Bank Income Designation, its GAVI Eligibility, and if the vaccine described is "Hib," the country's Hib Initiative Country Prioritization.

- Under the Heading, "Vaccine Program Status and Type," at the top of the page, the country's Current Vaccine Status and Current national immunization program type are shown. If the vaccine described is "Pneumo," you can also see whether the vaccine is licensed, as well as the demand forecast introduction estimate.
- Under the sub-tab, "GAVI App," you can find records of each country's proposed and actual dates and outcomes for applications to GAVI for support for the selected vaccine. Also shown are notes about the applications and sources for the data. Clicking "Select" in the left hand column of a table will display the entire record in the space below the table.
- The sub-tab "Key Dates" shows the GAVI Approval date for support for the selected vaccine (if any). If the vaccine selected is Pneumo, it will also show the year the country submitted a Letter of Expression of Interest. Related notes and sources are shown for all vaccines.
- The sub-tab "Vaccine Use" shows proposed and actual start dates and end dates for different types of immunization programs (Risk, Phased Intro, Universal, Vaccine Use Stopped/On-hold, Widespread coverage through private market, Unknown). Notes and data sources are shown. Clicking "Select" in the left hand column of a table will display the entire record in the space below the table. If a given date is indicated to be "exact," this means the day, month and year are known. If "day unknown" is indicated, only the month and year are known. If "month unknown" is indicated, only the year is known.
- The sub-tab "Use Details" shows Key Details and their source. The national immunization program schedule for the selected vaccine, as well as information about vaccine use for high risk groups and in the private market, are given here.
- The sub-tab "Formulation and Finance" shows the formulations and presentations of the selected vaccine used during each type of immunization program planned or implemented in the country. It lists formulations and presentations that were requested, but not received and lists how the country has financed and procured (or plans to finance and procure) each formulation/presentation during each immunization program. Dates of use for the specific formulation/presentation/procurement/financing situation are given. Notes and sources are also shown. Clicking "Select" in the left hand column of a table will display the entire record in the space below the table. If a given date is indicated to be "exact," this means the day, month and year are known. If "day unknown" is indicated, only the month and year are known. If "month unknown" is indicated, only the year is known.
- The sub-tab "Co-Pay" shows the financier and status of the country's co-pay, as well as other pertinent details and the source(s) for the information.
- The sub-tab "Stats" shows the coverage and wastage rates for the years (past, present, and future) of vaccine use in percentages. The sources are listed at the bottom and are consistent for every record.
- The sub-tab "Other" lists the start and end dates for the Rapid Assessment Tool Study and Post-Introduction Evaluation if any have been performed.

To view a different vaccine experience for a different country or vaccine, click on “Back to Search” at the top of the page and it will return you to the Vaccine Experience - Search page.

## 4.7 Vaccine Experience Custom Report

This report allows you to view detailed information relating to the introduction and use of any of the four vaccines in VIMS. Information can be searched by country, region, GAVI eligibility, introduction/use status, income groups or timeframe. Questions regarding the number of countries that have introduced or plan to introduce a vaccine are best answered using this report. A wizard will lead you through a 9-step process of forming and submitting your query.

Step 1 (Figure 19) narrows the search options to one or more vaccines.



The screenshot shows the 'Vaccine Experience Custom Report' interface at Step 1 of 9. The title 'Vaccine Experience Custom Report' is in blue. Below it, the instruction 'Select one or more vaccines:' is followed by four checkboxes: 'Hib', 'Pneumo', 'Hep B', and 'Rota'. A 'Next >>' button is located at the bottom right of the selection area.

Figure 19 – Vaccine Experience Custom Report Step 1

Step 2 (Figure 19) narrows the search options to reflect GAVI eligibility status.



The screenshot shows the 'Vaccine Experience Custom Report' interface at Step 2 of 9. The title 'Vaccine Experience Custom Report' is in blue. Below it, the instruction 'Gavi Eligibility Status:' is followed by a dropdown menu currently set to 'All Countries'. Below the dropdown are two buttons: '<< Previous' and 'Next >>'.

Figure 20 – Vaccine Experience Custom Report Step 2

Step 3 (Figure 21) narrows the search options to region type and region. More than one region may be chosen by holding down the 'ctrl' key while choosing.



The screenshot shows the 'Vaccine Experience Custom Report' interface at Step 3 of 9. The title 'Vaccine Experience Custom Report' is in blue. Below it, the instruction 'Region(s):' is followed by two fields. The first field, 'Region Type:', has a dropdown menu with 'Select One' selected. The second field, 'Region:', has a multi-select list box with up and down arrows. Below these fields are two buttons: '<< Previous' and 'Next >>'.

Figure 21 – Vaccine Experience Custom Report Step 3

Step 4 (Figure 22) narrows the search options to reflect the World Bank Income Group.

### Vaccine Experience Custom Report

World Bank Income Group (2008):

Step 4 of 9

- ☐ Low-income
- ☐ Lower-middle income
- ☐ Upper-middle income
- ☐ High income

<< Previous

Next >>

Figure 22 – Vaccine Experience Custom Report Step 4

Step 5 (Figure 23) narrows the search options to reflect the current or historical vaccine experience status. If 'Current Status' is chosen, the Wizard advances to Step 6. If 'Historical Status' is chosen, the Wizard advances to Step 7. You are not able to choose both.

### Vaccine Experience Custom Report

Choose Time Period for Search:

Step 5 of 9

- ☒ Current Status
- ☐ Historical Status

<< Previous

Next >>

Figure 23 – Vaccine Experience Custom Report Step 5

Step 6 (Figure 24) narrows the search output to show the indicators associated with the current vaccine status on the final report, including vaccine introductions via GAVI application decisions, and information about the country's National Immunization Program.

## Vaccine Experience Custom Report

Narrow by Current Vaccine Use Status:

Step 6 of 9

- ☐ Introduced into national immunization program
  - ☐ Universally
  - ☐ For high risk groups only
  - ☐ Program stopped/on-hold
- ☐ Widespread coverage through private market and/or regional use (>50%)
- ☐ Decision to introduce
  - ☐ GAVI approved/approved with clarification
  - ☐ GAVI conditional approval to introduce
  - ☐ GAVI application submitted under review
  - ☐ GAVI plan to apply
  - ☐ Non-GAVI planning introduction
- ☐ No decision
- ☐ Vaccine licensed for use in country

<< Previous

Next >>

Figure 24 – Vaccine Experience Custom Report Step 6

Step 7 (Figure 25) narrows the search output to show the vaccine introductions and GAVI approvals within the years 1989-2009.

## Vaccine Experience Custom Report

Narrow by Date:

Step 7 of 9

Between 1989 and 2009  
I want to see a list of countries who...

- ☐ Introduced the vaccine into national immunization program
  - ☐ Universally
  - ☐ For high risk groups only
  - ☐ Include programs that are currently stopped/on-hold
- ☐ Received Approval from GAVI

<< Previous

Next >>

Figure 25 – Vaccine Experience Custom Report Step 7

Step 8 (Figure 26) narrows the search output to show specific options on the final report. You may choose 'Show All' which will display all information pertinent to the countries' introduction, use, GAVI status, and financing of the vaccine(s) previously chosen. Or, you may choose specific data options to display on the final report. The 'Notes/Details' option is highly recommended in order to display information vital to understanding a country's vaccine experience and that is not shown in the other fields.

## Vaccine Experience Custom Report

Choose Output options:

Step 8 of 9

- ☐ Show All
  - ☐ Dates
    - ☐ GAVI Application Dates
      - ☐ Planned
      - ☐ Actual (automatically includes outcomes)
    - ☐ GAVI Approval Date
    - ☐ GAVI Letter of Expression of Interest Date
    - ☐ High risk group introduction dates
      - ☐ Planned
      - ☐ Actual
    - ☐ Universal introduction date
      - ☐ Planned
      - ☐ Actual
  - ☐ Formulation/Presentation
  - ☐ World Bank Income Group
  - ☐ Regions
    - ☐ WHO
    - ☐ UNICEF
    - ☐ Traditional Geographic
  - ☐ Vaccine Licensed for Use in Country
  - ☒ Notes/Details (highly recommended)
  - ☐ Sources
  - ☐ Demographic Info
    - ☐ Birth Cohort
    - ☐ GNI
    - ☐ DTP3 Coverage

<< Previous

Next >>

Figure 26 – Vaccine Experience Custom Report Step 8

Step 9 displays the final report (Figure 27). You have a choice to show 5, 10, 15, or 20 results per page. A list of page numbers is shown at the bottom of the page. To see additional results, click on the right arrow. The left and right extend arrows navigate you to the first and last pages of the report respectively. At this point you are able to go back to previous steps and refine your search to reflect other options by clicking on 'Previous' at the bottom of the page. In order to obtain the final report in an exportable file, click 'Get Report' at the bottom of the page (Figure 28). The report will available to export into a variety of formats.

Format options are as follows:

- XML file with report data
- CSV (comma delimited)
- TIFF file
- Acrobat (PDF) file
- Web Archive
- Excel

**Note:** Once you click 'Get Report', you will be unable to go back to previous steps.

## Vaccine Experience Custom Report

Step 9 of 9

Displaying 1 - 20 of 68

Country	Vaccine	GAVI Phase I	GAVI Phase II	Vaccine Status
ALGERIA	Pneumo	<input type="checkbox"/>	<input type="checkbox"/>	No Decision
ALGERIA	Hep B	<input type="checkbox"/>	<input type="checkbox"/>	Introduced into national immunization program
ALGERIA	Hib	<input type="checkbox"/>	<input type="checkbox"/>	Introduced into national immunization program
ALGERIA	Rota	<input type="checkbox"/>	<input type="checkbox"/>	No Decision
ARGENTINA	Rota	<input type="checkbox"/>	<input type="checkbox"/>	No Decision
ARGENTINA	Hib	<input type="checkbox"/>	<input type="checkbox"/>	Introduced into national immunization program
ARGENTINA	Hep B	<input type="checkbox"/>	<input type="checkbox"/>	Introduced into national immunization program
ARGENTINA	Pneumo	<input type="checkbox"/>	<input type="checkbox"/>	Introduced into national immunization program
BOLIVIA	Hib	<input checked="" type="checkbox"/>	<input checked="" type="checkbox"/>	Introduced into national immunization program
BOLIVIA	Hep B	<input checked="" type="checkbox"/>	<input checked="" type="checkbox"/>	Introduced into national immunization program
BOLIVIA	Pneumo	<input checked="" type="checkbox"/>	<input checked="" type="checkbox"/>	GAVI application submitted under review
BOLIVIA	Rota	<input checked="" type="checkbox"/>	<input checked="" type="checkbox"/>	Introduced into national immunization program
BRAZIL	Rota	<input type="checkbox"/>	<input type="checkbox"/>	Introduced into national immunization program
BRAZIL	Hib	<input type="checkbox"/>	<input type="checkbox"/>	Introduced into national immunization program
BRAZIL	Hep B	<input type="checkbox"/>	<input type="checkbox"/>	Introduced into national immunization program
BRAZIL	Pneumo	<input type="checkbox"/>	<input type="checkbox"/>	Introduced into national immunization program
CHILE	Pneumo	<input type="checkbox"/>	<input type="checkbox"/>	No Decision
CHILE	Hep B	<input type="checkbox"/>	<input type="checkbox"/>	Introduced into national immunization program
CHILE	Rota	<input type="checkbox"/>	<input type="checkbox"/>	No Decision
CHILE	Hib	<input type="checkbox"/>	<input type="checkbox"/>	Introduced into national immunization program

Page 1 of 4
 Results per page: 20

[<< Previous](#)
[Get Report](#)

Figure 27 – Vaccine Custom Report Step 9



### Vaccine Experience Custom Report

<div> <div>1 of 2</div> <div>Select a format</div> <div>Export</div> </div>					
Country	Vaccine	GAVI Eligibility	Current Vaccine Use Status	Current National Immunization Program Type	Key Details
AFGHANISTAN	Hib	GAVI Phase II Eligible	Introduced into national immunization program	Universal	
AFGHANISTAN	Pneumo	GAVI Phase II Eligible	GAVI plan to apply	None	
AFGHANISTAN	Hep B	GAVI Phase II Eligible	Introduced into national immunization program	Universal	Switch to pentavalent in 2009
AFGHANISTAN	Rota	GAVI Phase II Eligible	No Decision	None	
ALGERIA	Hib	Not Eligible	Introduced into national immunization program	Universal	
ALGERIA	Pneumo	Not Eligible	No Decision	None	
ALGERIA	Hep B	Not Eligible	Introduced into national immunization program	Universal	
ALGERIA	Rota	Not Eligible	No Decision	None	

Figure 28 – Vaccine Experience Custom Exportable Report

## 4.8 Vaccine Experience Supplemental Report

The Vaccine Experience Supplemental Report is designed to allow you easy access to specialized vaccine information across countries or regions. This information includes: national immunization program schedules; high-risk schedules and definitions; vaccine formulation, finance, and presentation information; co-pay financiers and status; vaccine wastage and coverage rates; and information on Post-Introduction Evaluations and Rapid Assessment Tool studies where applicable. A wizard will lead you through a 5-step process of forming and submitting your query.

Step 1 (Figure 29) narrows the search options to Region Type, Region, and Country. More than one Region and Country may be chosen by holding down the 'ctrl' key when selecting.

## Vaccine Experience Supplemental Report

Country or Region:

Step 1 of 5

Region Type:

Select One ▼

Region:

Caribbean and Central America  
Europe Southeast  
Europe Northwest  
Asia South-Central

Country:

AFGHANISTAN  
ALBANIA  
ALGERIA  
ANDORRA

Next >>

Figure 29 – Vaccine Experience Supplemental Report Step 1

Step 2 (Figure 30) narrows the search options to GAVI Eligibility Status.

## Vaccine Experience Supplemental Report

Gavi Eligibility Status:

Step 2 of 5

All Countries ▼

<< Previous

Next >>

Figure 30 – Vaccine Experience Supplemental Report Step 2

Step 3 (Figure 31) narrows the search options to one or more vaccines.

## Vaccine Experience Supplemental Report

Select one or more vaccines:

Step 3 of 5

- ☐ Hib
- ☐ Pneumo
- ☐ Hep B
- ☐ Rota

<< Previous

Next >>

Figure 31 – Vaccine Experience Supplemental Report Step 3

Step 4 (Figure 32) narrows the search output to display the specific indicators pertinent to Region, Vaccine Use Details, Formulation and Finance, Co-Pay, Coverage and Wastage Rates, and PIE's and RAT's.

## Vaccine Experience Supplemental Report

Choose Output options:

Step 4 of 5

- ☐ Show All
- ☐ Regions
  - ☐ Traditional Geographic Region
  - ☐ UNICEF Region
  - ☐ UNICEF Income Group
  - ☐ WHO Region
  - ☐ WHO GDB Sub-Region
  - ☐ GDB Sub-Region
  - ☐ GDB Mid-Region
  - ☐ World Bank Region
  - ☐ World Bank Income Group
- ☐ Use Details
  - ☐ Definition of High Risk Group
  - ☐ % of <5 population high risk
  - ☐ High Risk Schedule
  - ☐ National Immunization Program Schedule
  - ☐ Doses administered in the private market (estimated)
  - ☐ % of <5 population covered in private market (estimated)
- ☐ Formulation and Finance (only for active immunization programs)
  - ☐ Vaccine Received (yes/no)
  - ☐ Formulation
  - ☐ Presentation
  - ☐ Means of Financing
  - ☐ Means of Procurement
  - ☐ Dates of use
  - ☐ Details
- ☐ Co-Pay
  - ☐ Financier
  - ☐ Status
  - ☐ Details
- ☐ Stats
  - ☐ Coverage Rate
  - ☐ Wastage Rate
- ☐ Other
  - ☐ Post Introduction Evaluation (PIE)
  - ☐ Rapid Assessment Tool (RAT)

<< Previous    Next >>

Figure 32 – Vaccine Experience Supplemental Report Step 3

Step 5 (Figure 33) displays the final report. You have a choice to show 5, 10, 15, or 20 results per page. A list of page numbers is shown at the bottom of the page. To see additional results, click right arrow. The left and right extend arrows navigate you to the first and last pages of the report respectively. At this point you are able to go back to previous steps and refine your search to reflect other options by clicking on 'Previous' at the bottom of the page. In order to obtain the final report in an exportable file, click 'Get Report' at the bottom of the page. The report (Figure 34) will be available to export into a variety of formats.

Format options are as follows:

XML file with report data

CSV (comma delimited)  
TIFF file  
Acrobat (PDF) file  
Web Archive  
Excel

**Note:** Once you click 'Get Report', you will be unable to go back to previous steps.

## Vaccine Experience Supplemental Report

Step 5 of 5

Displaying 1 - 20 of 772

Country	Vaccine	GAVI Phase I	GAVI Phase II	Vaccine Status
AFGHANISTAN	Hib	<input checked="" type="checkbox"/>	<input checked="" type="checkbox"/>	Introduced into national immunization program
AFGHANISTAN	Pneumo	<input checked="" type="checkbox"/>	<input checked="" type="checkbox"/>	GAVI plan to apply
AFGHANISTAN	Hep B	<input checked="" type="checkbox"/>	<input checked="" type="checkbox"/>	Introduced into national immunization program
AFGHANISTAN	Rota	<input checked="" type="checkbox"/>	<input checked="" type="checkbox"/>	No Decision
ALBANIA	Hib	<input checked="" type="checkbox"/>	<input type="checkbox"/>	Introduced into national immunization program
ALBANIA	Pneumo	<input checked="" type="checkbox"/>	<input type="checkbox"/>	Non-GAVI Planning Introduction
ALBANIA	Hep B	<input checked="" type="checkbox"/>	<input type="checkbox"/>	Introduced into national immunization program
ALBANIA	Rota	<input checked="" type="checkbox"/>	<input type="checkbox"/>	Non-GAVI Planning Introduction
ALGERIA	Hib	<input type="checkbox"/>	<input type="checkbox"/>	Introduced into national immunization program
ALGERIA	Pneumo	<input type="checkbox"/>	<input type="checkbox"/>	No Decision
ALGERIA	Hep B	<input type="checkbox"/>	<input type="checkbox"/>	Introduced into national immunization program
ALGERIA	Rota	<input type="checkbox"/>	<input type="checkbox"/>	No Decision
ANDORRA	Hib	<input type="checkbox"/>	<input type="checkbox"/>	Introduced into national immunization program
ANDORRA	Pneumo	<input type="checkbox"/>	<input type="checkbox"/>	Introduced into national immunization program
ANDORRA	Hep B	<input type="checkbox"/>	<input type="checkbox"/>	Introduced into national immunization program
ANDORRA	Rota	<input type="checkbox"/>	<input type="checkbox"/>	No Decision
ANGOLA	Hib	<input checked="" type="checkbox"/>	<input checked="" type="checkbox"/>	Introduced into national immunization program
ANGOLA	Pneumo	<input checked="" type="checkbox"/>	<input checked="" type="checkbox"/>	No Decision
ANGOLA	Hep B	<input checked="" type="checkbox"/>	<input checked="" type="checkbox"/>	Introduced into national immunization program
ANGOLA	Rota	<input checked="" type="checkbox"/>	<input checked="" type="checkbox"/>	No Decision

Page 1 of 39
 Results per page: 20

[<< Previous](#)
[Get Report](#)

Figure 33 – Vaccine Experience Supplemental Report Step 5

### Vaccine Experience Supplemental Report

<div> <div>1 of 18</div> <div>Select a format</div> <div>Export</div> </div>				
Country	Vaccine	Current Vaccine Use Status	GAVI Eligibility	GAVI Eligibility Details
AFGHANISTAN	Hib	Introduced into national immunization program	GAVI Phase II Eligible	
AFGHANISTAN	Pneumo	GAVI plan to apply	GAVI Phase II Eligible	
AFGHANISTAN	Hep B	Introduced into national immunization program	GAVI Phase II Eligible	
AFGHANISTAN	Rota	No Decision	GAVI Phase II Eligible	
ALBANIA	Hib	Introduced into national immunization program	Not Eligible (previously eligible, phase I)	
ALBANIA	Pneumo	Non-GAVI Planning Introduction	Not Eligible (previously eligible, phase I)	
ALBANIA	Hep B	Introduced into national	Not Eligible (previously eligible,	

Figure 34 – Vaccine Experience Supplemental Exportable Report

## 4.9 Reports

The Reports page (Figure 48) lists descriptions of all reports available for use within VIMS. The phrases in blue indicate links that navigate you to the corresponding pages.

## VIMS Reports

---

### Country Profile:

#### Print & Fly

An ideal briefing to help prepare for a country visit, this easy to read report provides important background information alongside details about the GAVI application history and introduction status of the country. Print one off to take with you before traveling!

Recommended export format: PDF

#### Background Information

This report allows you to view the most up-to-date background information on any country you select, including: country classifications and regions; economic, demographic and health indicators; national immunization schedules; government information; and interaction history with the GAVI Alliance.

An additional option for this report is to view only the background information you want. To do this, simply select the desired sub-report below. Please note: for the moment this report can only export to Excel one table at a time, so if you would like to export to Excel, please use this sub-report option.

- [Country Classification](#)
- [Basic Indicators](#)
- [National Immunization Program Schedule](#)
- [Disease Burden](#)
- [Government and Influential Bodies](#)
- [GAVI Alliance Interaction](#)

Recommended export formats: PDF, Excel (by table), XML file, CSV, TIFF file, Web archive

#### Custom Report

The Country Profile Custom Report is for those with specific research questions who would like more extensive and/or time-series data for a particular country. Indicators can also be selected to compare across countries, regions, income levels or GAVI eligibility. A user-friendly wizard will lead you step by step through the process of forming and submitting your query.

Recommended export formats: Excel, XML file, CSV, TIFF file, Web archive

---

### Vaccine Experience:

#### Custom Report

This report allows you to view detailed information relating to the introduction and use of any of the four vaccines in VIMS. Information can be searched by country, region, GAVI eligibility, introduction/use status, income groups or timeframe. Questions regarding the number of countries that have introduced or plan to introduce a vaccine are best answered using this report. A wizard will lead you step by step through the process of forming and submitting your query.

Recommended export formats: Excel, PDF, XML file, CSV, TIFF file, Web archive

#### Supplemental Report

The Vaccine Experience Supplemental Report is designed to allow you easy access to specialized vaccine information across countries or regions. This information includes: national immunization program schedules; high-risk schedules and definitions; vaccine formulation, finance, and presentation information; co-pay financiers and status; vaccine wastage and coverage rates; and

Figure 48 – Reports Page

## 4.10 My Profile

The *My Profile* page (Figure 49) allows you the option to change your personal settings including your name and email address. You are able to set whether or not you are an

active or inactive user, however you are not able to change your assigned role as this is delegated solely to an administrator.

## Profile

User Profile for: ViewOnly

Fields marked with an asterisk are required.

* First Name:	<input type="text"/>
* Last Name:	<input type="text"/>
* Email Address:	<input type="text"/>
Assigned Role:	View Only
Active User?:	<input checked="" type="radio"/> Active <input type="radio"/> Inactive
<input type="button" value="Update"/>	

Figure 49 – My Profile Page

### 4.10.1 .... Change Password Option

In the drop down menu for My Profile (see Figure 7), clicking on 'Change Password' will take you to a page where you may change your existing password (Figure 50).



## Change Password

Current Password:	<input type="password"/>
New Password:	<input type="password"/>
Confirm New Password:	<input type="password"/>
<input type="button" value="Change Password"/> <input type="button" value="Clear"/>	

Figure 50 – Change Password Page

## 5 ENDING A SESSION

Click on the Logout link in the upper right corner of any VIMS page to logout of the system and end your session (Figure 51). After logging out, the VIMS *Login* page will again be displayed.



Figure 51 – Logout Page



## 6 DEFINITIONS, ACRONYMS AND ABBREVIATIONS

GAVI	Organization formerly known as The Global Alliance for Vaccines and Immunization
GDB	<b>Global Burden of Disease</b> - comprehensive regional and global assessment of mortality and disability from 107 diseases and injuries and ten risk factors
GSP	Global Serotype Project - The primary objective of the GSP is to estimate the serotype specific incidence of invasive pneumococcal disease globally in support of the new pilot Advanced Market Commitment (AMC) for candidate pneumococcal vaccines.
Hep B	Hepatitis B vaccine
Hib Initiative	Hib <i>Haemophilus influenzae</i> type b vaccine
Pneumo ADIP	Pneumococcal Accelerated Development Introduction Plan
Pneumo	Pneumococcal vaccine
SA	System Administrator – has rights to update global information in the system, e.g. look up lists.
VIMS	Accelerating Vaccine Initiatives' Strategic Information Management System- "VIMS" stands for Vaccine Information Management System