



**Delta Electronics, Inc.**

**ASIA**

**DELTA ELECTRONICS, INC.**

TAOYUAN Plant

31-1 SHIEN PAN ROAD

KUEI SAN INDUSTRIAL ZONE

333 TAOYUAN, TAIWAN R. O. C.

PHONE: 886-3-361-6301

FAX: 886-3-362-7267

**NORTH/SOUTH AMERICA**

**DELTA PRODUCTS CORPORATION**

Sales Office

P.O.BOX 12173

5101 DAVIS DRIVE

RESEARCH TRIANGLE PARK,

NORTH CAROLINA, 27709 U. S. A.

PHONE: 1-919-767-3813

FAX: 1-919-767-3969

**EURPOE**

**DELTRONICS (Netherlands) B. V.**

**Sales Office**

INDUSTRIEGEBIED VENLO NR. 9031

COLUMBUSWEG 20

NL-5928, LC VENLO


THE NETHERLANDS

PHONE: 31-77 324-1930

FAX: 31-77 324-1931

<http://www.delta.com.tw>

5011602102



U2E2

**VFD-PU02**  
**Digital Keypad/Display**

---

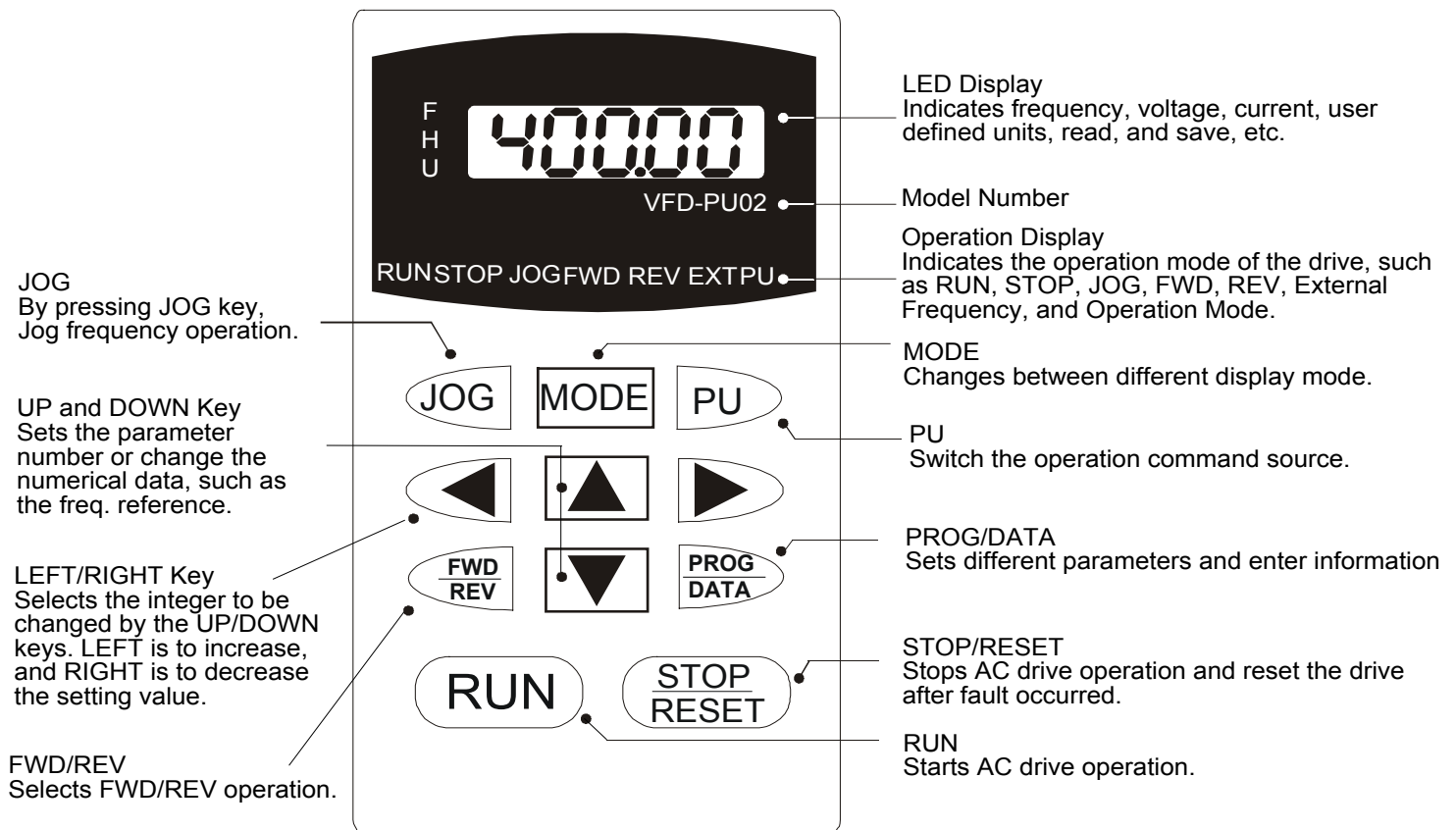
# Instruction




















DELTA ELECTRONICS, INC.

# VFD-PU02

## ◆ Description of the Digital keypad VFD-PU02



| Display Message   | Descriptions  |
|---|---|
|    | The AC drive Master Frequency.  |
|    | The Actual Operation Frequency present at terminals U, V, and W.  |
|    | The output current present at terminals U, V, and W.  |
|    | By pressing  or  to change the mode to READ. Press PROG/DATA for about 2 sec or until it's flashing, then copy the data from AC drive to the digital keypad PU02.                                       |
|    | By pressing  or  to change the mode to SAVE. Press PROG/DATA for about 2 sec or until it's flashing, then copy the data from the digital keypad PU02 to AC drive.                                       |
|  | The specified parameter setting.  |
|  | The actual value stored within the specified parameter.   |
|  | External Fault  |
|  | "End" displays for approximately 1 second if input has been accepted. After a parameter value has been set, the new value is automatically stored in memory. To modify an entry, use the  or  keys. |
|  | "Err" displays, if the input is invalid.  |
|  | Communication Error. Please check with AC drive user manual (Chapter 5 Communication Parameter) for more details.   |