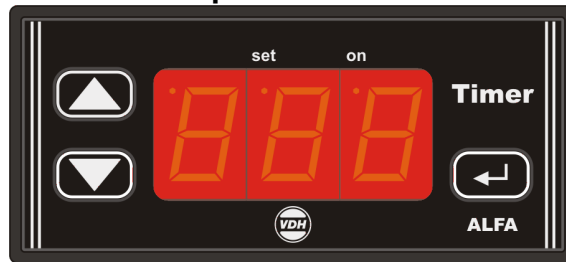


User manual

ALFA 801 and ALFANET 801

Pulse/pause Timer-unit



VDH doc. 060344

Version: v1.0

Date: 02-02-2006

Software: ALFA 801 Flash

File: Do060344.wpd

Range: 0-999

* Operation.

The **ALFA(NET) 801** is a panel mounting timer-unit, with a pulse/pause relay function. The pulse and pause time are set by parameters (P01 and P02). The timer-unit has a range from 0-999 minutes or seconds (P03). The timer-unit has also a contact-input for starting the unit with pulse or pause (P05). The **ALFANET 801** is provided with a RS 485 network connection, to readout or set the unit on the PC with ALFANET software. by using a ALFANET PC-Interface.

* Installation.

On the topside of the **ALFA(NET) 801** can be read how to connect this unit, such as powersupply, relay-output, contact input and network.

After power up the **ALFA(NET) 801** and the self test is finished the unit displays the pulse or pause time. As the output relay is activated the LED 'on' in the display lits to indicate this.

* Control.

The **ALFA(NET) 801** Timer-unit can by controlled by three pushbuttons on the front. These keys are:

[←] **SET** - view / change setting.

[▲] **UP** - increase setting.

[▼] **DOWN** - decrease setting.

* Changing current pulse/pause time.

Push the **SET** key, the LED 'set' starts blinking. Release the **SET** key. Now push the **SET** key again and together with the **UP** or **DOWN** keys the current pulse or pause time can by changed. A few seconds after releasing the keys the timer-unit returns to it's normal operation, the LED 'set' switches off.



* **Setting internal parameters.**

By pushing the **DOWN** key for more then 10 seconds, you enter the 'internal programming menu'. In the left display the upper and lower segments are blinking. With the **UP** and **DOWN** keys the required parameter can be selected (see parameter table).

If the required parameter is selected, the value can be read-out by pushing the **SET** key. By pushing simultaneously the **SET** key and the **UP** or **DOWN** key the parameter value can be changed.

If no key is pushed for 20 seconds, the **ALFA(NET) 801** will return to it's normal operation and the changes are saved.

* **Parameters ALFA 801.**

Parameter	Description Parameter	Range	Default value
01	Pulse time	0...999	10
02	Pause time	0...999	50
03	Unit of parameter 01 and 02	0 = minutes, 1 = seconds	0
04	Start with pause after power failure	0 = no, 1 = yes	0
05	Contact-input mode 0 = Not active. 1 = Start with pulse-time at closing the input. As long as the input is closed pulse will be active. 2 = Start with pause-time at closing the input. As long as the input is closed pause will be active. 3 = At input impulse start pulse-time 4 = At input impulse start pause-time	0...4	0
90	Network number (only at ALFANET 801)	1...250	1
95	Software version	-	-
96	Production year	00...99	-
97	Production week	1...52	-
98	Serial number (x 1000)	0...250	-
99	Serial number (units)	0...999	-

Remark: In case that the timer-unit is set on minutes (P01= 0), the display shows the last minute of the current rest time in seconds. To indicate this, the lower segment of the first digit is lit and the other digits show the time in seconds.



* **Error messages.**

In the display of the **ALFA(NET) 801** the following error messages can appear:

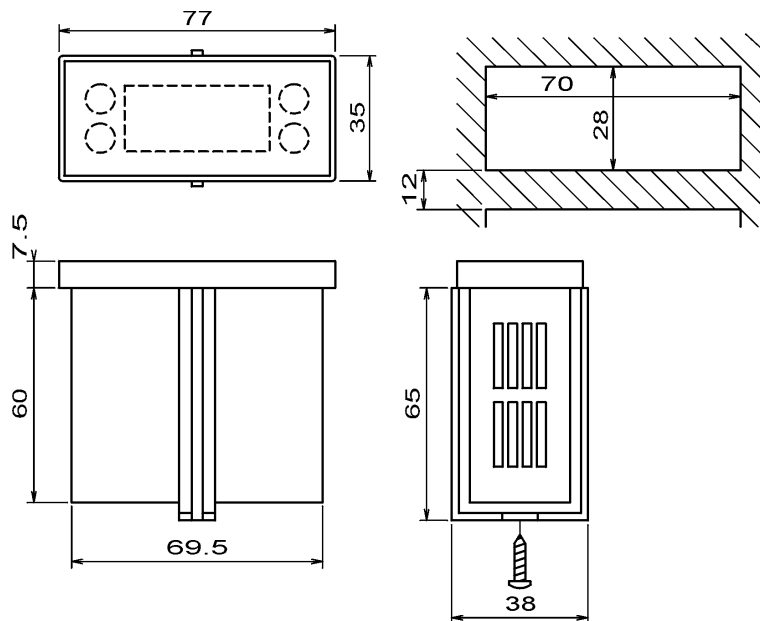
- EE** - Setting are lost.
Solution: Reprogram the settings.

* **Technical details.**

Type	: ALFA 801 Pulse/Pause Timer-unit or ALFANET 801 Pulse/Pause Timer-unit with network
Range	: 0-999 min/sec pulse time 0-999 min/sec pause time
Supply	: 230 Vac (24Vdc or 12Vdc on request)
Relay	: SPDT 250V/16A(C-NO), 8A(C-NC) (cos phi=1)
Input	: Potential free input contact.
Communication	: RS 485-network, only at ALFANET 801. (3-wire shielded cable: A, B and Gnd)
Control	: Thru pushbuttons on front.
Front	: Polycarbonate IP65
Dimensions	: 35 x 77 x 71,5mm (hwd)
Panel cutout	: 29 x 71mm (hw)

- Provided with memory protection during power failure.
- Connection with screw terminals on the backside.
- Equipped with self test function.
- Special versions are available upon request.

* **Dimensions.**



* **Address.**

VDH Products BV
Produktieweg 1
9301 ZS Roden
The Netherlands

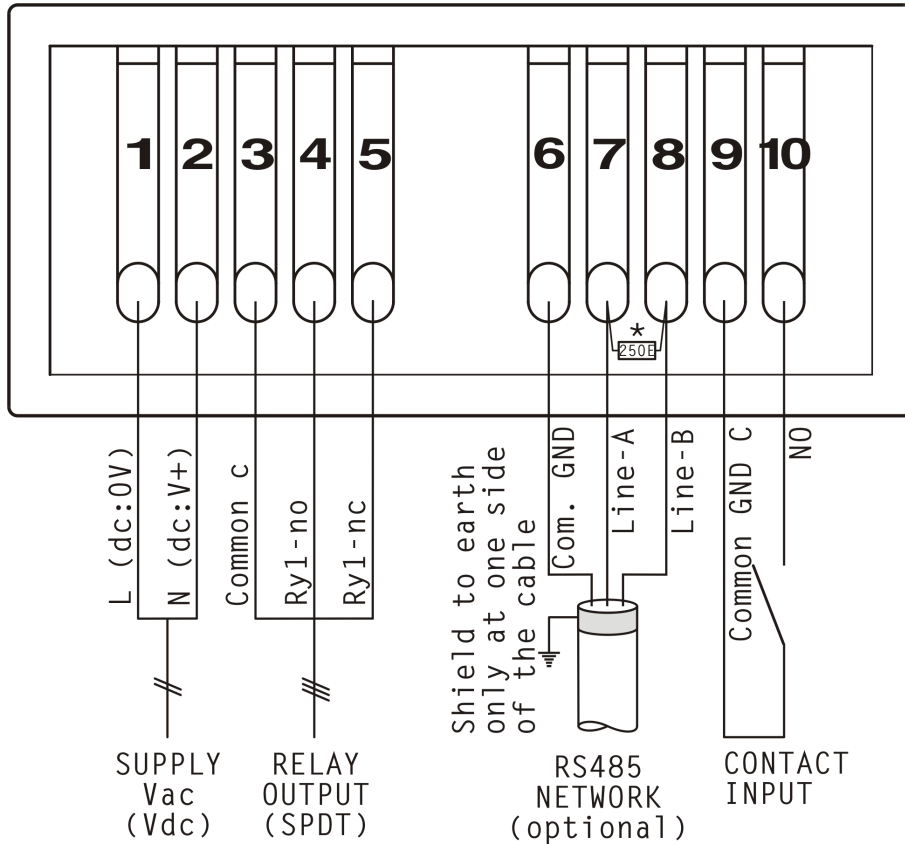
Tel: +31 (0)50 - 30 28 900
Fax: +31 (0)50 - 30 28 980
Email: info@vdhproducts.nl
Internet: www.vdhproducts.nl



* Connections.

ALFA(NET) 80X-series

*)REMARK: To terminate RS485-Network
Connect a 250 Ohm resistor between
Line-A and Line-B at both cable-ends



* Alfanet network connections.

RS 485 NETWORK CONNECTIONS 3-wired shielded:

