



US005392390A

United States Patent [19] Crozier

[11] Patent Number: **5,392,390**
[45] Date of Patent: **Feb. 21, 1995**

[54] **METHOD FOR MAPPING, TRANSLATING, AND DYNAMICALLY RECONCILING DATA BETWEEN DISPARATE COMPUTER PLATFORMS**

[75] Inventor: **Keith Crozier**, Acton, Mass.

[73] Assignee: **IntelliLink Corp.**, Nashua, N.H.

[21] Appl. No.: **867,167**

[22] Filed: **Apr. 10, 1992**

[51] Int. Cl.⁶ **G06F 15/62**

[52] U.S. Cl. **395/161**

[58] Field of Search 395/144, 145, 148, 149, 395/153, 161, 200; 364/419.1, 419.14, 419.17

[56] **References Cited**

U.S. PATENT DOCUMENTS

4,807,182	2/1989	Queen	395/144
4,956,809	9/1990	George et al.	364/900
5,142,619	8/1992	Webster, III	395/161
5,251,291	10/1993	Malcolm	395/161
5,261,045	11/1993	Scully et al.	395/161

OTHER PUBLICATIONS

"Automatically Synchronized Objects", Research Disclosure #29261, p. 614 (Aug. 1988).
 Cobb et al., "Paradox 3.5 Handbook 3rd Edition", Bantam (1991), pp. 803-816.
 Alfieri, "The Best Book of: WordPerfect Version 5.0", Hayden Books (1988), pp. 153-165 and 429-435.
 IntelliLink Brochure (1990).
 User manual for PC-Link for the B.O.S.S. and the PC-Link for the B.O.S.S., Traveling Software, Inc. (1989).
 User Manual for Connectivity Pack for the HP 95LX, Hewlett Packard Company (1991).
 Organizer Link II Operation Manual, Sharp Electronics Corporation.
 "Open Network Computing —Technical Overview,"

Sun Technical Report, Microsystems, Inc., pp. 1-32 (1987).

Zahn et al., *Network Computing Architecture*, pp. 1-11; 19-31; 87-115; 117-133; 187-199; 201-209 (1990).

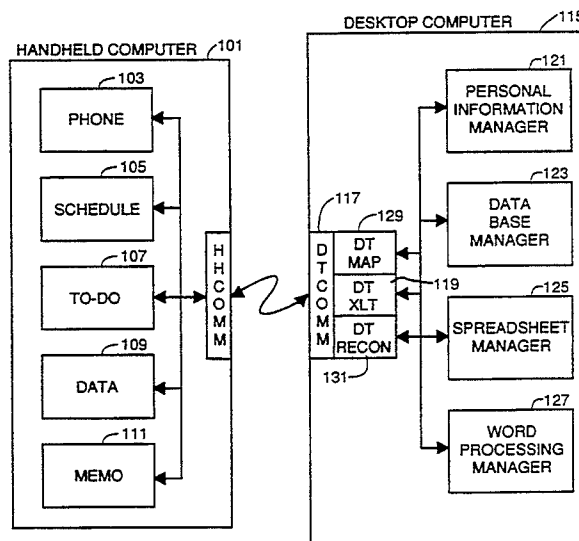
Primary Examiner—Mark K. Zimmerman
Assistant Examiner—N. Kenneth Burraston
Attorney, Agent, or Firm—Fish & Richardson

[57] **ABSTRACT**

Traditionally, it has been difficult to share data among diverse computer applications and platforms because of underlying differences in data formats. Although the meaning or purpose of the data may be similar or identical (for example, two appointments entered using separate computer applications), the differences in data formats required by the various computer applications and platforms renders such sharing difficult. A method is disclosed for the translation of dissimilarly-formatted data between disparate computer applications and platforms. The method also provides for the dynamic reconciliation of conflicts in the data (for example, two appointments scheduled at the same time) based on both the content of the data and on specific preferences indicated by the user of the translation facility. First, the data is translated to a common format based on the user-specified mapping of data fields (identifying handheld and desktop fields to be translated) and considering the characteristics of the handheld or desktop computer application. Then, if the specific data item (such as an appointment, telephone book entry, or memo entry) already exists on the desktop computer application or platform, the user is optionally notified of the conflict and given the opportunity to replace the existing data, ignore the incoming data, or modify the incoming data. The criteria for determining the existence of conflicts is disclosed for updating schedule information and keyed databases.

11 Claims, 8 Drawing Sheets

Microfiche Appendix Included
(4 Microfiche, 330 Pages)



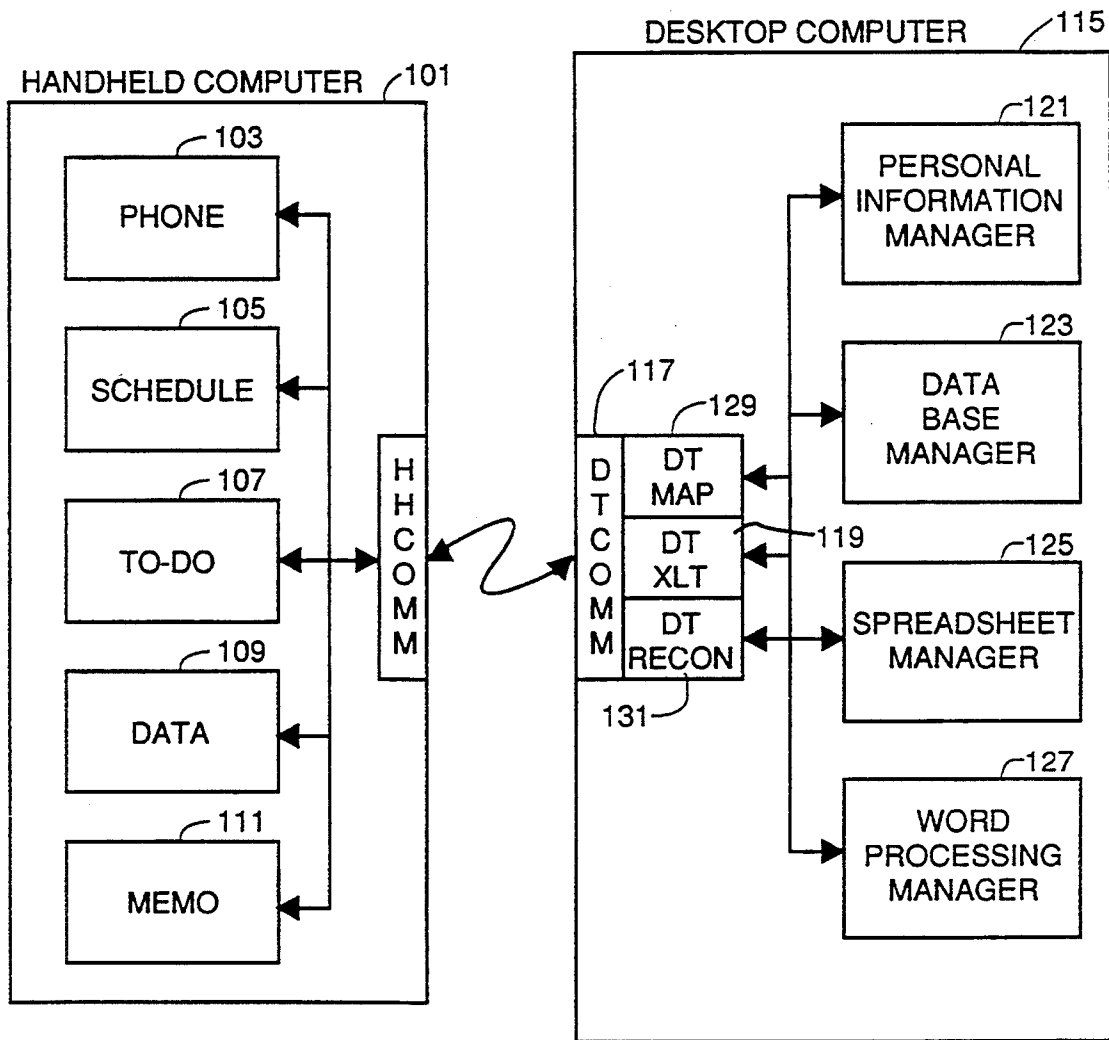


FIG 1

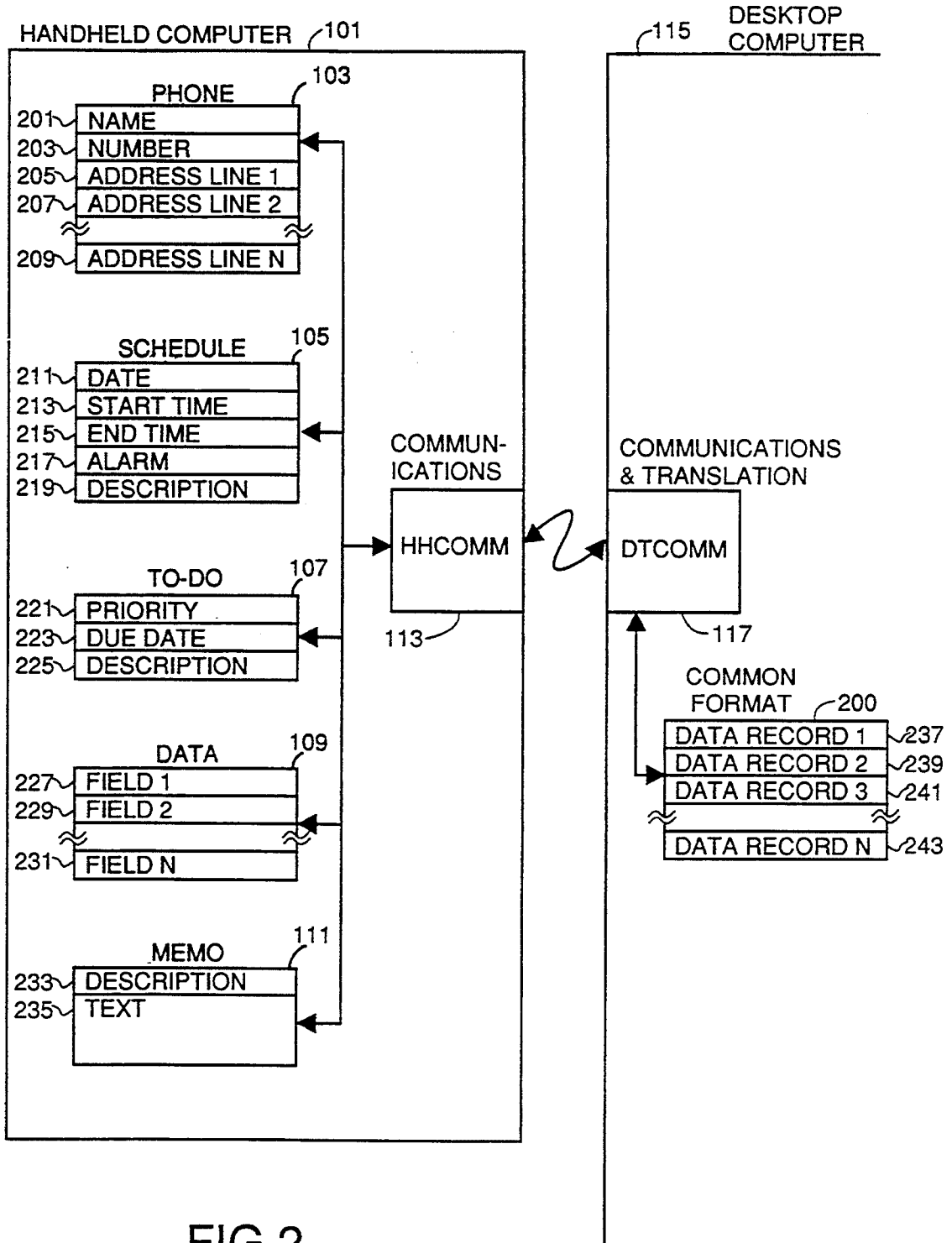


FIG 2

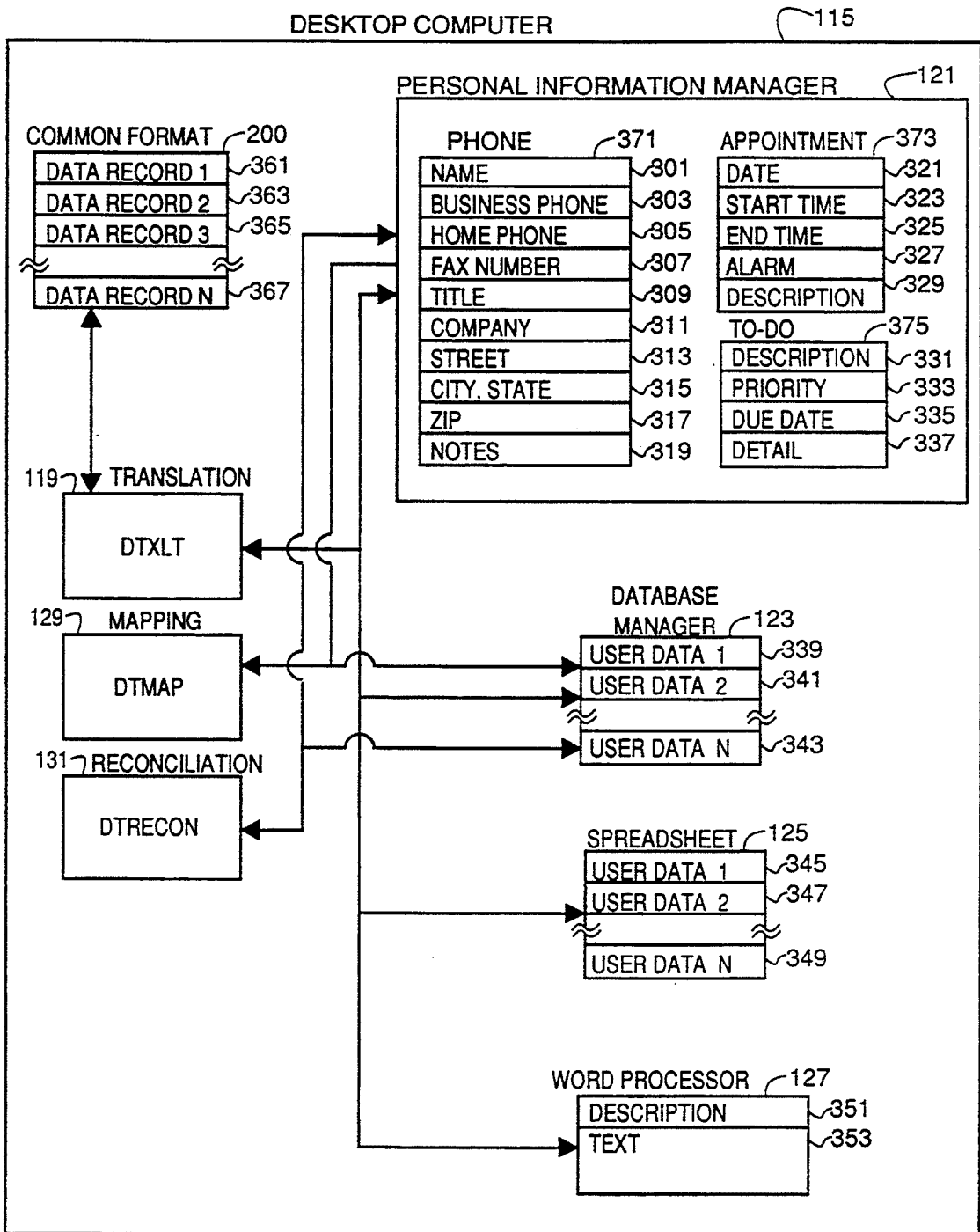


FIG 3

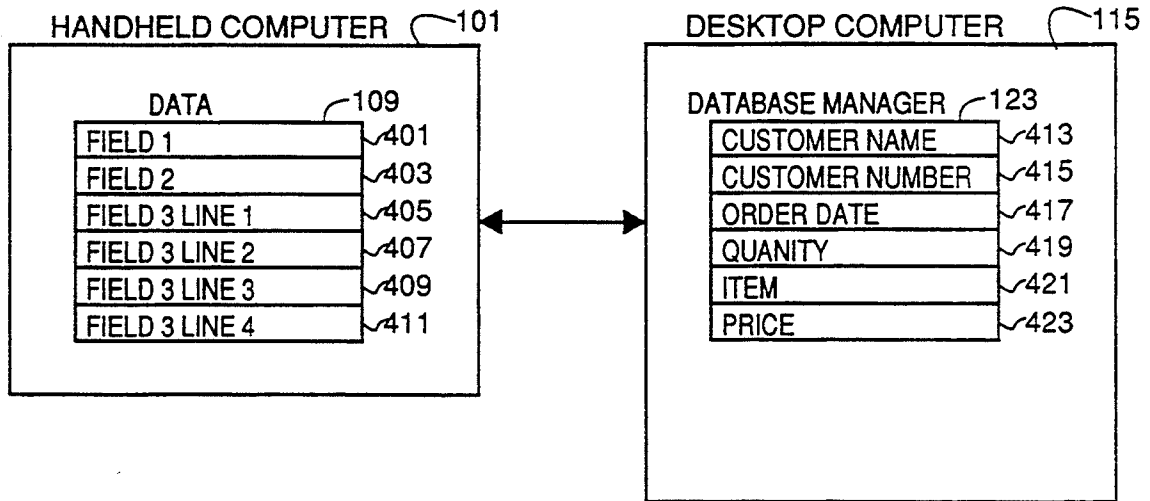


FIG 4

SCHEDULE MAP TABLE 601

DATE	START	END	ALARM	DESCRIPTION
12121991	1000	1100	0945	MEETING-HELEN
12151991	1100	1300	0	LUNCH-JIM
12161991	0800	1100	0745	MEETING-TOM
12161991	1000	1100	0	PRESENTATION
12171991	1400	1600	1345	DENTIST
12181991	0800	0900	0	INTERVIEW MIKE
12211991	1300	1400	0	LUNCH
12251991	900	1700	0	CHRISTMAS

FIG 6

Field Mapping																										
<p>TEL HandHeld Fields:</p> <table border="1" style="width: 100%; border-collapse: collapse;"> <tr><td style="padding: 2px;">NAME</td></tr> <tr><td style="padding: 2px;">NUMBER</td></tr> <tr><td style="padding: 2px;">ADDRESS_LINE 1</td></tr> <tr><td style="padding: 2px;">ADDRESS_LINE 2</td></tr> <tr><td style="padding: 2px;">ADDRESS_LINE 3</td></tr> <tr><td style="padding: 2px;">ADDRESS_LINE 4</td></tr> <tr><td style="padding: 2px;">ADDRESS_LINE 5</td></tr> <tr><td style="padding: 2px;">ADDRESS_LINE 6</td></tr> <tr><td style="padding: 2px;">ADDRESS_LINE 7</td></tr> <tr><td style="padding: 2px;">ADDRESS_LINE 8</td></tr> </table>	NAME	NUMBER	ADDRESS_LINE 1	ADDRESS_LINE 2	ADDRESS_LINE 3	ADDRESS_LINE 4	ADDRESS_LINE 5	ADDRESS_LINE 6	ADDRESS_LINE 7	ADDRESS_LINE 8	<p>PARADOX Field Mapping:</p> <table border="1" style="width: 100%; border-collapse: collapse;"> <tr><td style="height: 100px;"> </td></tr> </table>		<p>PARADOX Field Mapping:</p> <table border="1" style="width: 100%; border-collapse: collapse;"> <tr><td style="padding: 2px;">CUSTNAME</td></tr> <tr><td style="padding: 2px;">CUSTNO</td></tr> <tr><td style="padding: 2px;">ITEM</td></tr> <tr><td style="padding: 2px;">ORDDATE</td></tr> <tr><td style="padding: 2px;">PRICE</td></tr> <tr><td style="padding: 2px;">QTY</td></tr> <tr><td style="height: 50px;"> </td></tr> </table>	CUSTNAME	CUSTNO	ITEM	ORDDATE	PRICE	QTY		<table style="width: 100%;"> <tr><td style="text-align: center; border: 1px solid black; padding: 2px;">OK</td></tr> <tr><td style="text-align: center; border: 1px solid black; padding: 2px;">Remove</td></tr> <tr><td style="text-align: center; border: 1px solid black; padding: 2px;">Add Field</td></tr> <tr><td style="padding: 2px;">New Field Name:</td></tr> <tr><td style="border: 1px solid black; height: 20px;"> </td></tr> </table>	OK	Remove	Add Field	New Field Name:	
NAME																										
NUMBER																										
ADDRESS_LINE 1																										
ADDRESS_LINE 2																										
ADDRESS_LINE 3																										
ADDRESS_LINE 4																										
ADDRESS_LINE 5																										
ADDRESS_LINE 6																										
ADDRESS_LINE 7																										
ADDRESS_LINE 8																										
CUSTNAME																										
CUSTNO																										
ITEM																										
ORDDATE																										
PRICE																										
QTY																										
OK																										
Remove																										
Add Field																										
New Field Name:																										

FIG 5A

Field Mapping																												
<p>TEL HandHeld Fields:</p> <table border="1" style="width: 100%; border-collapse: collapse;"> <tr><td style="padding: 2px;">NAME</td></tr> <tr><td style="padding: 2px;">NUMBER</td></tr> <tr><td style="padding: 2px;">ADDRESS_LINE 1</td></tr> <tr><td style="padding: 2px;">ADDRESS_LINE 2</td></tr> <tr><td style="padding: 2px;">ADDRESS_LINE 3</td></tr> <tr><td style="padding: 2px;">ADDRESS_LINE 4</td></tr> <tr><td style="padding: 2px;">ADDRESS_LINE 5</td></tr> <tr><td style="padding: 2px;">ADDRESS_LINE 6</td></tr> <tr><td style="padding: 2px;">ADDRESS_LINE 7</td></tr> <tr><td style="padding: 2px;">ADDRESS_LINE 8</td></tr> </table>	NAME	NUMBER	ADDRESS_LINE 1	ADDRESS_LINE 2	ADDRESS_LINE 3	ADDRESS_LINE 4	ADDRESS_LINE 5	ADDRESS_LINE 6	ADDRESS_LINE 7	ADDRESS_LINE 8	<p>PARADOX Field Mapping:</p> <table border="1" style="width: 100%; border-collapse: collapse;"> <tr><td style="height: 100px;"> </td></tr> <tr><td style="padding: 2px;">QTY</td></tr> <tr><td style="height: 50px;"> </td></tr> </table>		QTY		<p>PARADOX Field Mapping:</p> <table border="1" style="width: 100%; border-collapse: collapse;"> <tr><td style="padding: 2px;">CUSTNAME</td></tr> <tr><td style="padding: 2px;">CUSTNO</td></tr> <tr><td style="padding: 2px;">ITEM</td></tr> <tr><td style="padding: 2px;">ORDDATE</td></tr> <tr><td style="padding: 2px;">PRICE</td></tr> <tr><td style="padding: 2px;">QTY</td></tr> <tr><td style="height: 50px;"> </td></tr> </table>	CUSTNAME	CUSTNO	ITEM	ORDDATE	PRICE	QTY		<table style="width: 100%;"> <tr><td style="text-align: center; border: 1px solid black; padding: 2px;">OK</td></tr> <tr><td style="text-align: center; border: 1px solid black; padding: 2px;">Remove</td></tr> <tr><td style="text-align: center; border: 1px solid black; padding: 2px;">Add Field</td></tr> <tr><td style="padding: 2px;">New Field Name:</td></tr> <tr><td style="border: 1px solid black; height: 20px;"> </td></tr> </table>	OK	Remove	Add Field	New Field Name:	
NAME																												
NUMBER																												
ADDRESS_LINE 1																												
ADDRESS_LINE 2																												
ADDRESS_LINE 3																												
ADDRESS_LINE 4																												
ADDRESS_LINE 5																												
ADDRESS_LINE 6																												
ADDRESS_LINE 7																												
ADDRESS_LINE 8																												
QTY																												
CUSTNAME																												
CUSTNO																												
ITEM																												
ORDDATE																												
PRICE																												
QTY																												
OK																												
Remove																												
Add Field																												
New Field Name:																												

FIG 5B

Field Update

Key Field Name: Name
John Jones

Handheld Data
NUMBER_Line1
212-111-3333

PC Data
Business Phone
(212)111-2222

FIG 7

Schedule Update

Handheld Data
Announcement

Date:	Start Time:	End Time:
02/26/92	09:30AM	10:30AM

PC Data
Meeting with Jim

Date:	Start Time:	End Time:
02/26/92	09:00AM	10:00AM

FIG 8

MAPPING Database Fields

Name	Data Format	Description
HH Type	A06	Handheld make/model
HH Application	A15	Handheld Application Name
DT Application	A25	Desktop Application Name
DT File Name	A64	Name of Desktop database file
HH File Name	A64	Name of Handheld database file
Record Number	N	Unique record id
HH Field Name	A15	Name of the Handheld field and subfield number
DT Field Name	A25	Field Name within "DT File Name"
Multiple Field flag	T/F	Indicator that HH logical field has multiple physical fields
Number of HH Fields	N	Number of real Handheld Fields
Field Type	A04	Field type of Desktop Field
Number of Keys	N	Number of fields in Desktop database key

Data format codes:

Ann	A string of length nn
N	An integer
T/F	A boolean true/false value

FIG 9

MAPPING Database for FIG. 4

HHType	HHApp	DTApp	...	Recno	HHFldNam	DTFldNam	MultFld
Psion	DATA	Paradox		1	FIELD1	CUSTNAME	N
Psion	DATA	Paradox		2	FIELD2	CUSTNO	N
Psion	DATA	Paradox		3	FIELD3L1	ITEM	Y
Psion	DATA	Paradox		4	FIELD3L2	QTY	Y
Psion	DATA	Paradox		5	FIELD3L3	PRICE	Y
Psion	DATA	Paradox		6	FIELD3L4	ORDDATE	Y

FIG 10

RECONCILIATION OF HANDHELD DATA
and DESKTOP DATABASE MANAGER TRANSLATION

Handheld Computer Data

Rec#	FIELD1	FIELD2	FIELD3L1	FIELD3L2	FIELD3L3	FIELD3L4
1	Ajax	201	Fan	10	\$100	2/3/92
2	Brown	306	Heater	2	\$125	2/9/92
3	Dillard	443	Toaster	5	\$75	2/12/92
4	Sheraton	617	Phone	100	\$5000	2/27/92
5	Avis	023	Ashtray	20	\$100	2/15/92

Desktop Computer Data

Rec#	CUSTNAME	CUSTNO	ORDDATE	QTY	ITEM	PRICE
1	Ajax	201	2/3/92	10	Fan	\$100
2	Brown	306	3/2/92	4	Heater	\$250
3	Dillard	443	2/12/92	5	Toaster	\$75
4	Sheraton	617	2/27/92	100	Phone	\$5000
5	Avis	023	3/10/92	80	Ashtray	\$400

FIG 11

METHOD FOR MAPPING, TRANSLATING, AND DYNAMICALLY RECONCILING DATA BETWEEN DISPARATE COMPUTER PLATFORMS

REFERENCE TO MICROFICHE APPENDIX

A source code listing of the preferred embodiment of the invention is appended in the form of 328 pages recorded on microfiche.

A portion of the disclosure of this patent document contains material that is subject to copyright protection. The copyright owner has no objection to the facsimile reproduction by anyone of the patent document or the patent disclosure as it appears in the Patent and Trademark Office file or records, but otherwise reserves all copyright rights whatsoever.

BACKGROUND OF THE INVENTION

This invention relates to programs that share data across disparate computer applications and platforms, such as handheld computers and desktop computers.

Handheld computers typically weigh less than a pound and fit in a pocket. Handheld computers typically provide some combination of personal information management functions, database functions, word processing functions, and spreadsheet functions. Owing to the physical and memory size, and processing power limitations of the handheld computers, however, these applications are generally limited in functionality and differ in data content and usage from similar applications on desktop computers.

Many users of handheld computers also own a desktop computer used for applications that manage data similar to the data carried in the handheld computer. In such cases, the user normally would want the same data on the desktop computer as in the handheld computer. There are a number of programs that transfer data between handheld computers and desktop computers, but they all create desktop computer's data with no regard for prior contents. As a result, all updates that have been done to the desktop computer's data prior to the transfer are ignored.

Many desktop computer applications have their data stored in large, complex, proprietary formats. Data transfer to these applications usually cannot take place through file transfer, because the data comes from the handheld computer in a different format and usually is a subset of the data held on the desktop computer. In such cases, data can only be communicated to and from the desktop application by the use of a database manager or by use of dynamic inter-application communication techniques.

Many handheld and desktop programs work with database files. Database files have a file format, the set of rules by which data can be read from or written to the file. A database file is composed of records, some of which are data records with the data of interest to the application program and the user, and often some header records. Each data record is composed of fields, and each field has a name and a data format. Examples of data formats include 1-, 2-, and 4-byte integers, a 4-byte or 8-byte floating point number, or one or more ASCII text strings. In the case of multiple text strings in one field, the strings (or subfields) are separated by a special character such as tab or linefeed. Each data record of a file shares the same record structure: a record structure is described by the fields' names, data formats, and byte offsets in the record. The file format's

rules include a description of the record structure of the constituent data records, the record structure for any header records and how these header records aid navigation to find specific data records and/or specific fields within those records, "hidden" key tags to help find a record, and any rules that application programs use to access a particular record and field.

Database files are managed by two broad classes of programs, database managers and other application programs. A database manager is a program for managing general databases, that is, database files whose record structure can be specified at creation time by the user. Database manager programs maintain data dictionary records as headers in the database file. These data dictionary records specify each field's name, start byte offset within the record, and data format. Examples of database manager programs include Paradox, dbase, and IBM Current.

Other database files are managed by special-purpose application programs. These programs work on databases of one specified record structure; this specification is embedded in the code of the program rather than in header records of the file. For instance, a telephone directory program may work on files with a 32-character name and a 10-character phone number. This record structure would have been encoded in a data structure declaration in the source of the program.

One or more of the fields of a database record structure are designated as the key, the "name" by which the record can be specified for reading or writing. Some database files, typically those for schedule application programs, have "range keys"—the key specifies start and end points in a 1-dimensional key space rather than a single point in the (possibly multi-dimensional) key space. Range keys may specify multiple intervals, for instance "9AM to 10AM every Monday until Nov. 17." Where non-range keys must be unique—there cannot be two records with the same non-range key—range keys may overlap or even be exactly equal, though typically these are undesirable situations and should be brought to the attention of the user.

Because handheld computers of the current generation are diskless, "files" in the classical sense do not exist on many of these handheld computers. Within this patent, the term file should be understood to include the memory-resident datasets of a handheld computer, and the serial bit stream format in which a handheld computer sends or receives data to/from another computer.

File copying and data conversion are long-standing problems in the art, and many solutions to different parts of the problem have been offered.

U.S. Pat. No. 4,966,809 describes a technique for sharing data among disparate platforms with differing data formats, but leaves unsolved the problems of sharing data among platforms that require different record structures or file formats (broader problems that include the data format problem as a constituent), and does not provide a method for a user of these disparate platforms to conveniently instruct his system about his environment so that the system will apply itself in that environment.

There are several file transfer programs for communicating between computers, including Organizer Link 2 from Sharp® Electronics, PC-Link for the Casio B.O.S.S.™ from Traveling Software®, HP95LX Connectivity Pack from Hewlett Packard, and 3 Link from Psion PLC. These file transfer programs do not

provide the invention's user-specifiable field mapping of data nor dynamic reconciliation of data.

SUMMARY OF THE INVENTION

The current invention solves the problem of sharing data between disparate application programs by providing user-specifiable field mapping of data and dynamic reconciliation of conflicts.

In preferred embodiments, the invention features accepting data from a first computer application, and then mapping and translating the data to the formats expected by a second computer application. The user of the translation facility may explicitly specify the mapping of the data fields of the two applications' files. During the data transfer, the user may also choose to be informed of application-specific conflicts between data received from the first application and that already existing on the second platform. When a data conflict is encountered, the user may then opt to accept, ignore, or change the data before it is applied to the second application's files.

The invention can also be used to transfer, compare and reconcile data between any other pair of disparate platforms, even if the disparity is relatively minor, as for instance between a Paradox database manager and a dbase database manager running on the same IBM PC.

The invention provides an effective method of translating data between disparate computer platforms and a wide variety of applications, while ensuring that the data need only be entered once (and not duplicated).

The invention also ensures the integrity of the data imported to computer applications, through the process of conflict resolution (also known as data reconciliation).

In a first aspect, the invention features a method for an interactive user of a computer to dynamically reconcile the information of two database files. The method comprises the steps of choosing corresponding records from the two files, comparing the information of corresponding fields of these records, and allowing the user to decide how to change the data in one of the two files to bring them into agreement.

In preferred embodiments in which the records of the two files are named by range keys, as in an appointment schedule application, the method comprises determining if any schedule conflicts exist (either the time of an appointment has been changed in one of the two schedule databases, or there are two different appointments for conflicting times) and allowing the user to decide how to change the data in one of the two files to bring them into agreement.

The invention offers a solution to previously unsolved portions of the data translation problem, by providing means to translate data from one record structure to another.

In a second aspect, the invention features a method for translating computer data from a source record structure to a destination record structure. The invention offers translations that are new in the art, by translating between source and destination record structures that differ in field naming, field order, or one-to-many or many-to-one field correspondence. The method comprises the steps of establishing a mapping between the fields of the two record structures, and using that mapping to translate the data of a source file into the destination record structure.

The invention provides both a framework and a convenient user interface for tying together previous data

translation techniques into a more broadly-applicable and easy-to-use system.

In a third aspect, the invention features a method for translating computer data from a source record structure to a different destination record structure. The method comprises the steps of first establishing a mapping between the fields of the two record structures by presenting the names of the fields of each of the record structures on a display, and allowing a user to specify the correspondence between pairs of fields. The actual translation of files then makes use of this mapping to translate the data of a file from the source record structure to the destination record structure.

Other features and advantages of the invention will be apparent from the following description of preferred embodiments, and from the claims.

BRIEF DESCRIPTION OF THE DRAWINGS

FIG. 1 is a block diagram of a preferred embodiment of the invention.

FIG. 2 shows examples of the transfer and translation of data from handheld applications and computers to common record structures.

FIG. 3 shows examples of the transfer and translation of data from the common record structures to desktop applications and computers.

FIG. 4 shows an example of the detailed mapping of fields (specifying correspondence between handheld and desktop) between a handheld and desktop applications.

FIGS. 5a and 5b show sample screen displays which enable the user to specify the mapping or correspondence of field names between handheld and desktop applications and platforms.

FIG. 6 shows an application-specific reconciliation table used internally by the translation software to achieve data reconciliation.

FIG. 7 shows a sample screen display which notifies the user of conflicts between handheld and desktop data for reconciliation purposes.

FIG. 8 shows a sample screen display which notifies the user of conflicts between schedule data contained on the handheld and desktop applications and platforms.

FIG. 9 shows the field structure of the field mapping database.

FIG. 10 shows a sample field mapping database.

FIG. 11 shows an example of data translated between a handheld computer database and a desktop computer database.

DESCRIPTION OF THE PREFERRED EMBODIMENT(S)

The preferred embodiment comprises several large programs with a number of steps that run on the desktop computer, and a small file transfer program that runs as a slave on programmable handheld computers. The major steps of the main program are:

1. Mapping of fields from desktop data formats to handheld data formats if required
2. Transfer of data from handheld to desktop
3. Translation of data to desktop format
4. Dynamic reconciliation of conflicts

The mapping step establishes correspondences between fields of pairs of files. On import, the transfer step brings the handheld data into the desktop computer. The translation step uses the rules provided by the mapping step to convert the handheld data in one format to desktop

data in another format. The dynamic reconciliation step informs the user of conflicts in the data and allows him to make decisions about whether to accept the new data, ignore it, or change it. A menu driver is provided to select which handheld applications to translate to which desktop applications.

The preferred embodiment also provides the capability to export and translate data from the desktop computer to the handheld computer. In this case, the steps are:

1. Mapping of fields from desktop data formats to handheld data formats if required
2. Transfer of data from desktop to handheld
3. Translation of data to handheld format

Again, the above steps are under the control of a menu driver.

The following detailed description focuses on the mapping, transfer, and translation between the handheld computer and the desktop computer as well as the dynamic reconciliation of the data during translation. The mapping, transfer, and translation of the data from the desktop computer and the handheld computer is essentially identical except that there is no reconciliation, because the desktop data replaces the handheld data in the preferred embodiment owing to built-in constraints in most handheld computers.

FIG. 1 shows a **HANDHELD COMPUTER 101** with applications **PHONE 103**, **SCHEDULE 105**, **TOD0 107**, **DATA 109**, and **MEMO 111** transferring data to a desktop computer using file transfer application **HHC0MM 113**. **HHC0MM 113** is responsible for accepting the data from the handheld computer and translating it to the **COMMON RECORD STRUCTURES**, which are defined by the preferred embodiment. The **COMMON RECORD STRUCTURES** are then passed to **DESKTOP COMPUTER 115** by transfer application **DTC0MM 117** which utilizes **DTXLT 119** inter-application communications or database manager facilities as appropriate to translate the data to formats accepted by desktop applications **PERSONAL INFORMATION MANAGER 121**, **DATABASE MANAGER 123**, **SPREADSHEET PROGRAM 125**, or **WORD PROCESSING PROGRAM 127**.

Before communicating with the desktop application, the user may specify the mapping of handheld and desktop application data for the **PHONE 103** and **DATA 109** applications by utilizing the mapping facilities of **DTMAP 129**. A default mapping is provided for the other applications.

The user may optionally request from **DTRECON 131** that conflicts between the handheld and desktop data be reconciled dynamically, thereby giving the user the option of accepting, ignoring, or changing any conflicting data.

The mapping step of the program builds a set of rules that the translate step will use to translate data from one record structure to another. The mapping step must be run once for each pair of source-destination file formats where one of the files is a keyed database, such as **PHONE 103** or **DATA 109**. The output of a mapping step is a mapping database that can be used for any number of translate steps in the future.

There are two steps to the mapping process: (1) Acquiring the field names and data format of each field of each of the two record structures; and (2) establishing a correspondence between the fields of the source structure and the destination structure. Once a mapping between two record structures is established, it is main-

tained in a field mapping database for use by the translation steps.

There are three methods by which field names and data formats can be acquired, each method described in more detail in following paragraphs.

Some files, notably including files managed by database manager programs, have data dictionary records as headers in the database file. These data dictionary records provide exactly the information required. For example, the Paradox Engine data access facility provides all field names for a Paradox database upon request in the preferred embodiment.

In a second method, the application program provides this information to the mapping facility through an inter-application communication facility. An inter-application communication facility is provided by some application programs so that other programs may read and write data files maintained by the application. In addition to the normal program start entry point, the application program's image has other entry points that provide services like "Tell me the names of all fields in your records," "Give me the data format for the field whose name is **BUSINESS PHONE**", "Give me the next record key", "Give me the information of the **CITY** field for the record whose key is 'John Jones'." Windows Dynamic Data Exchange (DDE) is an example of this type of inter-application communication facility which is used by the preferred embodiment with desktop computer applications such as IBM Current and Polarix PackRat.

When neither of these two methods are available to the mapping facility for acquiring an understanding of the record structure, then in a third method, a description of the record structure (or the handheld's byte-stream format) is brute force hard-coded in a way that makes the information available to the mapping and translation facilities. In some cases, the developer of the application publishes the file format. For instance, for the HP95LX handheld computer **SCHEDULE** application, the byte stream representation of the file's record structure is:

Date	3 1-byte integers
Start Time	2-byte integer
End Time	2-byte integer
Alarm	1-byte integer
Description	27-byte ASCII string
Note	429-byte ASCII string

The preferred embodiment provides hard-coded record descriptors for the **PHONE 103**, **SCHEDULE 105**, **TOD0 107**, **DATA 109**, and **MEMO 111** applications provided by each of the supported handheld computers. In some cases the field names are obtained from the actual field names in the handheld computer's implementation and used as the field names for the target application. An example of this would be the **DATA** application in the programmable Psion Series 3 handheld computer.

In a fourth method contemplated by the inventor but not implemented in the current embodiment, a data dictionary of the record structure can be coded into a text file, and the mapping step can read and interpret this text file much as it reads and interprets a database's data dictionary.

Once the mapping facility has acquired an understanding of the fields of each of the two record structures, the next step is to establish the actual field map-

pings—for instance, to establish a correspondence between a PHONE 103 field of file format 1 and a FAX NUMBER 307 field of file format 2, and to determine the data conversion rule for mapping a datum of field PHONE to a datum of field FAX NUMBER 307, for instance “convert 3 2-byte integers to 10 ASCII characters.” This is accomplished by a user, who is presented with a list of all the fields of each of the two record structures, and then asked to select corresponding names.

It is sometimes preferable to not provide a mapping directly from the source application's file format to the destination application's file format, but to provide mappings from the source format to a COMMON RECORD STRUCTURE 200, and a mapping from the COMMON RECORD STRUCTURE 200 to the destination format. This case is most typical when one or both of the file formats are in the third brute-force category. The COMMON RECORD STRUCTURE 200 is typically chosen from one of the application programs' record structures. For instance, in the case of handheld computer PHONE 103 files, the program translates all PHONE 103 databases into the format used by the Sharp Wizard® handheld computer. The COMMON RECORD STRUCTURES 300 are defined by the preferred embodiment for applications PHONE 103, SCHEDULE 105, TODO 107, DATA 109, and MEMO 111. These formats generally are determined by the hardware characteristics of the handheld computer. They are hard-coded into the preferred embodiment for each handheld computer. PHONE 103 and DATA 109 are similar and provide for a single-keyed indexed database with multiple subfields allowed in non-indexed fields. Examples of the COMMON RECORD STRUCTURES 300 are shown in FIG. 2 for applications PHONE 103, SCHEDULE 105, TODO 107, DATA 109, and MEMO 111.

FIG. 3 shows an example of translation of data between the COMMON RECORD STRUCTURE 200, containing DATA RECORD1 361, DATA RECORD2 363, . . . DATA RECORDn 367 to various desktop applications such as a PERSONAL INFORMATION MANAGER 121 containing PERSON 371 data fields (NAME 301, BUSINESS PHONE 303, HOME PHONE 305, FAX NUMBER 307, TITLE 309, COMPANY 311, STREET 313, CITY, STATE 315, ZIP 317, and NOTES 319), APPOINTMENT 373 data fields (DATE 321, START TIME 323, END TIME 325, ALARM 327, and DESCRIPTION 329), and TODO 375 data fields (DESCRIPTION 331, PRIORITY 333, DUE DATE 335, and DETAIL 337).

FIG. 3 also shows the DTMAP 129 function which provides field mapping for a DATABASE MANAGER 123. The user of the preferred embodiment is allowed to specify the destination field that corresponds to each field in the handheld application database. As the translation takes place, the fields are mapped according to the user specification into the desktop application database.

FIG. 4 shows an example of field mapping between an application's data 109 (FIELD1 401, FIELD2 403, FIELD3 405, FIELD4 407, FIELD5 409) of a HANDHELD COMPUTER 101, and a database manager application's data (CUSTOMER NAME 413, CUSTOMER NUMBER 415, ORDER DATE 417, QUANTITY 419, ITEM 421, and PRICE 423) of a DESKTOP COMPUTER 115.

FIG. 5 shows an example of the preferred embodiment's screen display which allows the user to specify field mapping. In this example, the translation is between a handheld computer's TEL database and the PARADOX database. In FIG. 5a, the user has selected a handheld field from the TEL column, such as ADDRESS_LINE2, and a desktop field from the PARADOX column, in this case QTY. The selection is made by clicking a mouse (or trackball, or other pointer device) on the two respective field names. In FIG. 5b, the mapping between these two fields is completed, denoted by the field name from the desktop database displayed in the middle mapping column next to the field name from the handheld database. The mapping is stored in a MAPPING database, which is referenced during the translation operation.

The MAPPING database will be used during the translation process to determine where data from each field of the source application record is to be stored in the target application record. Each record of the MAPPING database describes all or part of the mapping of a single field of a handheld application's data file. In the case where a single field in the source database is to be mapped to multiple fields in the target database, multiple records will appear in the MAPPING database for that target field, with the “multiple field flag” set to TRUE. Because the mappings in the MAPPINGS database are bi-directional (i.e., the mappings are applicable both for handheld computer to desktop computer, and desktop computer to handheld computer), the appearance of multiple records in the MAPPING database with the “multiple field flag” can cause multiple fields from a source database to be combined in a single field in a target database. For instance, the example of FIG. 5 shows a case where one field in the handheld application (ADDRESS) can be mapped to eight fields in the desktop application by specifying mapping for ADDRESS_LINE1 through ADDRESS_LINE8.

FIG. 9 shows the fields for the MAPPING database. “HH Type” specifies the handheld make/model, such as the Sharp Wizard, HP95LX Palmtop Computer, the Casio B.O.S.S., and the Psion Series 3. “HH Application” specifies the handheld application name, such as PHONE, SCHEDULE, or MEMO. “DT Application” specifies the desktop application name, such as Pack-Rat, or dBASE. “DT File Name” specifies the name of the desktop database file, such as C:\SK2\ADDRESS.DB for the Sidekick 2.0 PHONE/ADDRESS application. “HH File Name” specifies the name of handheld database file such as C:_DAT_IL.PBK for the name of the file to be used by the PHONE application on the HP95LX. “Record Number” specifies the unique record id of the record in the MAPPING database which is required by the preferred embodiment for record uniqueness from a processing standpoint. “HH Field Name” specifies the name of the handheld field and subfield number for each mapping record, such as ADDRESS_LINE3. “DT Field Name” specifies the field name within “DT File Name”, such as BUSINESS PHONE. “Multiple Field flag” is an indicator that “HH Field Name” is a member of a group of multiple fields to be mapped to/from a single physical field. “Number of HH Fields” specifies the number of real handheld fields in the handheld computer, which is information needed by the preferred embodiment (manually provided in the preferred embodiment). “Field Type” specifies the field type of “DT Field Name”, such as A025 for ASCII, 25

bytes "Number of Keys" specifies the number of fields in the desktop database manager's database.

The MAPPING database is created using an off-the-shelf database manager; in the preferred embodiment it is Paradox or C-Tree. At MAPPING database creation time, the above fields are defined. Each handheld application is introduced to the MAPPING database by manually entering the "HH Type", "HH Application", "DT Application", "Record Number", "HH Field Name", "Multiple Field flag", "Number of HH Fields", and "Number of Fields" fields "DT File Name" and HH File Name" are created dynamically during mapping by the preferred embodiment. For some desktop applications, such as Polaris PackRat, the "DT Field Name" and "Field Type" are manually entered into the MAPPING database. For some other desktop applications such as Paradox, the Paradox Engine can be used to query a Paradox database to provide the "DT Field Name" and "Field Type".

Pseudocode for the specification of field mapping of data between the handheld computers and the desktop computer is shown in TABLE 1. The code implementing this is on pages 60-65 of the microfiche appendix.

TABLE 1

Pseudocode for Specification of Field Mapping of Data between Handheld and Desktop Applications	
101	Open MAPPING database
102	Display handheld field names
103	IF mapping previously specified
104	Display previous desktop field mappings
105	DO UNTIL user presses OK button
106	IF user specifies a handheld field to re-map
107	Display desktop fields which are eligible for mapping
108	Ask user for desktop field to map
109	Update desktop field table for specified handheld field
110	Display new desktop field mapping
111	END IF
112	IF user specifies Cancel
113	Exit
114	END DO UNTIL user presses OK button
115	Write new MAPPING database

The preferred embodiment allows the use of one-to-many field mappings and many-to-one field mappings. One-to-many means that a single text field in the handheld application's data file can contain several pieces of data, delimited by special characters, which will be translated to multiple fields in the desktop applications data file. Many-to-one means that the reverse translation will take place.

The one-to-many and many-to-one relationships are accomplished in the preferred embodiment by specifying multiple mapping records in the MAPPING database for a single field in either the handheld computer or the desktop application. These records are marked specially as multiple-field-mappings for the translation process. Multiple-string fields are noted in the hard-coded description of the record structure (method 3). Future implementations will allow the user to specify that a field has multiple subfields on a point-and-click menu.

In the preferred embodiment, the user is presented with a screen as shown in FIG. 5 which displays the selections available for mapping. If the user wishes to establish mappings from the handheld ADDRESS 205-209 field in the PHONE 103 application to a desktop Paradox database with fields such as TITLE 309, COMPANY 311, STREET 313, CITY, STATE 315, and ZIP 317, he is presented with subfields ADDRESS-

_Line1 205, ADDRESS_Line2 207, . . . , ADDRESS_LineN 209 fields for mapping. He then selects the subfield of ADDRESS_Line1 205 by clicking on the ADDRESS_Line1 205 and selects the desktop target field TITLE 309. He then selects the subfield of ADDRESS_Line2 207 by clicking on the ADDRESS_Line2 207 and selects the desktop target field COMPANY 311. The process is repeated for each handheld subfield and desktop target field.

The above process results in six records in the MAPPING database; the first maps ADDRESS_Line1 205 to TITLE 309, ADDRESS_Line2 207 to COMPANY 311, ADDRESS_Line3 to STREET 313, ADDRESS_Line4 to CITY 315, ADDRESS_Line5 to STATE 315, and ADDRESS_Line6 to ZIP 317. Special coding in the preferred embodiment handles the CITY, STATE pairing. These records will be used by the translation process to map the six subfields in the ADDRESS field of each record from the handheld computer to the six desktop fields in each target record in the desktop computer.

The first step in the use of the mapping and translation facilities described is to copy data from a desktop computer to a handheld, or vice-versa.

FIG. 2 shows a handheld computer application HHCOMM 113 transferring PHONE 103 data fields (NAME 201, NUMBER 203, ADDRESS 205, etc.), SCHEDULE 105 data fields (DATE 211, START TIME 213, END TIME 215, ALARM 217, and DESCRIPTION 219), TODO 107 data fields (PRIORITY 221, DUE DATE 223, and DESCRIPTION 225), DATA 109 data fields (FIELD1 227, FIELD2 229, . . . FIELDn 231), and MEMO 111 data fields (DESCRIPTION 233 and TEXT 235) to desktop computer application DTCOMM 117, which reads and translates the handheld computer data to the COMMON RECORD STRUCTURE 200 containing DATA RECORD1 237, DATA RECORD2 239, . . . DATA RECORDn 243.

Once the mapping has been specified and the data transferred, the translation may take place. The translation process for PHONE 103 and DATA 109 handheld data to database manager databases is controlled by the MAPPING database. Each record represents a field or subfield of the handheld computer's data. The mapping is performed to fields in the desktop application's database based on the field names of the desktop's application.

The MAPPING database for the data in FIG. 4 would contain records as shown in FIG. 10. In this case, FIELD1 data from the handheld would be mapped to the CUSTNAME field of the desktop application, FIELD2 data from the handheld would be mapped to CUSTNO, FIELD3L1 data would be mapped to ITEM, FIELD3L2 data would be mapped to QTY, FIELD3L3 data would be mapped to PRICE, and FIELD3L4 data would be mapped to ORDDATE. In this mapping, FIELD3 of the handheld computer is a multiple-field mapping. FIELD3 has four subfields which are mapped to four fields in the desktop computer database.

Pseudocode for typical application-specific translation of keyed PHONE 103 or DATA 109 files between handheld applications and desktop applications is shown in TABLE 2. The code implementing this in the preferred embodiment is on pages 65-66, 102-106, 179-187, 203-206, and 237-246 of the microfiche appendix.

TABLE 2

Pseudocode for Translating PHONE 103 or DATA 109 files	
101	Read MAPPING database
102	Build mapping structure for translation
103	DO UNTIL last handheld input record has been read
104	Read handheld input record
105	DO FOR each handheld input field
106	Perform translations such as conversion from handheld computer binary format to 12- hour ASCII AM/PM format (specific to each handheld computer)
107	Build output field or multiple fields when there are multiple mapping records per field (one-to-many)
108	END DO FOR each input field
109	Write output record
110	END DO UNTIL all input data records have been read

In Step 102 of TABLE 2, the mapping structure is an internal data structure presenting the information needed for translation from the MAPPING database, containing the name, format, mapping, and multiple-field-mapping characteristics of each field. The process of building these data structures is accomplished by reading the MAPPING database and storing its data in the structure for reference during the translation. The structure is an internal image of the MAPPING database built to facilitate processing in the preferred embodiment.

Step 105 through 108 iterates through records in the mapping structure. Step 105 is performed for each field of the handheld computer's data.

Each handheld computer has its own format for its application data files. The data translations of step 106 are hard-coded into the translation facility of the preferred embodiment for each pair of source and destination data formats, as discussed earlier for the HP95LX handheld computer. An example is the conversion of the three single-byte integer fields in the HP95LX date to an ASCII-formatted date of mm/dd/yyyy. The year byte in the HP95LX format is number of years since 1900, so 1900 must be added to the single-byte integer (which has a maximum value of 255). In these data format conversions, the source bits differ from the destination bits, but the information—the meaning of those bits in the context of the record structure rules—is the same.

Step 107 iterates through records in the mapping structure for fields in the handheld computer which have multiple-field-mapping characteristics. In this case, multiple mapping records will exist in the mapping structure (one for each subfield). If a field in the source file has been mapped to multiple fields in the destination, the splitting occurs by recognizing tabs as subfield separators in the first file. Conversely, if several fields in the source map to a single field in the destination, the strings of the source fields are catenated together into the destination field with tab separators.

The danger presented by the above-described transfer and translation facilities is the classic consistency problem. Once data has been copied to two separate computers, different—and inevitably conflicting—updates may be applied to the two separate copies of the data. The user will often update the schedule he carries in his handheld computer, and the user's secretary may make changes to the desktop computer's data while the user is away.

Dynamic reconciliation allows the user of the handheld computer to make changes to the handheld computer while away from the desktop computer and discover the effect of these changes when returning to the

desktop computer. The dynamic reconciliation runs on the desktop computer during the translation process from the handheld computer to the desktop computer and usually includes mapping of files of different formats.

FIG. 3 also shows the DTRECON 131 (Desktop Reconciliation) function which provides optional dynamic reconciliation of application-specific conflicts between incoming (handheld) data and existing (desktop) data, with capabilities to accept, ignore, or change incoming data. If a record from the handheld computer has a key which matches a record in the desktop computer, each handheld field of the record is compared to each desktop field. If they are different, the user is queried for resolution.

FIG. 11 shows an example of data for a database manager's database in FIG. 4. In this case, when a translation takes place from the handheld computer database of user DATA 109 with fields FIELD1 401, FIELD2 403, FIELD3 405, FIELD4 407, and FIELD5 409 and a desktop computer application's data CUSTOMER NAME 413, CUSTOMER NUMBER 415, ORDER DATE 417, QUANTITY 419, ITEM 421, and PRICE 423 conflicts would result during the translation of handheld data records 2 and 5 because their FIELD3L2/QTY and FIELD3L3/PRICE fields are different for the same key (which is FIELD1/CUSTOMER NAME). The user would be prompted to choose whether to accept the data from the handheld computer.

The preferred embodiment allows the user to be optionally notified during translation if any of the existing data in the desktop application are different from the data in the handheld application. FIG. 7 shows an example of the preferred embodiment's screen display which allows the user to decide what to do about conflicts. In this case, the key field is Name. If a record exists in the desktop application with the same Name, the data in each field in the desktop is compared with the data from the handheld. If the data in any given field is different, the user may accept the update to the field, ignore it, or edit part or all of the incoming data in the record and write it to the desktop application's file. Note that the final result may be to update some fields of the desktop record and not others.

An example of an application-specific technique is documented in TABLE 3 for the import of handheld computer DATA 109 to a desktop computer DATABASE MANAGER 123 which contains an earlier version of the data in the handheld computer. The preferred embodiment's code for this is on pages 110-111 and 246-248 of the microfiche appendix.

TABLE 3

Pseudocode for Reconciliation of Data for DATA 109 Application (occurs for each record during Translation, Step 105-108 in TABLE 2)	
101	Query desktop application for existence of handheld record key in desktop database
102	IF there is a desktop record with the same key
103	DO UNTIL all fields in the handheld record are checked (based on mapping)
	BEGIN
104	IF the handheld and desktop fields are unequal
105	Ask user to pick the handheld field, the desktop field, or wishes to change the handheld data and use the changed data
106	IF user wishes to change the handheld data
107	Update handheld field with changes
108	ELSE IF user selects handheld data

TABLE 3-continued

Pseudocode for Reconciliation of Data for DATA 109 Application (occurs for each record during Translation, Step 105-108 in TABLE 2)	
109	Update desktop field with handheld data
110	END IF
111	END IF
112	END DO
113	ELSE
114	create a desktop record from the handheld data
115	END IF

Step 101 utilizes either a database manager query or an inter-application communication facility to determine if there is a record in the target application with the same key.

Steps 102 and 103 may involve translating the information of both records into a common record structure dissimilar to the record structures of both files. This translation may involve data format conversion of the fields, but the information of the fields—the meaning of the fields as interpreted under the record structure rules—is preserved. In this case, steps 107 and 109 involve another translation of the information into the correct record structure for writing to the handheld or desktop.

The preferred embodiment also performs translation from the desktop computer to the handheld computer utilizing techniques similar to TABLE 2.

TABLE 2 describes the translation process for a keyed database. Some applications such as the SCHEDULE 105 application do not have unique keys and have special characteristics. In this case, a different translation process is required. For example, in the preferred embodiment a single input record can generate multiple output records, such as repeating appointments. A repeating appointment typically is daily, weekly, monthly, etc. until a specified date, and with a description, for instance, "Branch Office Meeting" every Monday at 10:30 for the next two years.

Pseudocode for typical translation of data between the handheld application and the desktop application for the SCHEDULE 105 application is shown in TABLE 4. The preferred embodiment's code implementing this is on pages 97-102, 174-179, and 232-237 of the microfiche appendix.

TABLE 4

Pseudocode for Translation of SCHEDULE 105 files	
101	Open handheld file obtained from handheld application
102	Establish communication with the desktop application utilizing inter-application communication or a database manager, as appropriate
103	DO UNTIL last handheld record has been processed
104	IF the handheld record is a repeating appointment
105	DO UNTIL all repeating appointments are created
106	Create desktop appointment record
107	END DO
108	END IF
109	Translate appointment data
110	IF the user requested notification of conflicts
111	Check SCHEDULE MAP TABLE 601 for conflict
112	IF conflict exists
113	Ask the user to accept/ignore/change record
114	END IF
115	END IF
116	END DO

Some applications such as the SCHEDULE 105 application have (possibly non-unique) range keys, rather than the unique point keys assumed in the reconciliation process of TABLE 3. In this case, the preferred implementation utilizes a special technique which performs

reconciliation based upon the date and time of appointments. This type of reconciliation is not field-by-field as in a keyed database; it is based on the entire information of the appointment record being evaluated and compared to the existing overall schedule on the desktop.

The technique requires a SCHEDULE MAP TABLE 601 which contains all existing appointments in the SCHEDULE 105 data. An example of data in the SCHEDULE MAP TABLE 601 is shown in FIG. 6 (DATE 211, START TIME 213, END TIME 215, ALARM 217, DESCRIPTION 219). This table is searched for each incoming appointment to determine if there is a conflict in scheduling between the incoming appointment and all existing appointments in the desktop schedule.

For example, if an appointment from the handheld computer had a DATE 211 of Dec. 15, 1991, a START TIME 213 of 10:00AM, and an END TIME 215 of 11:30AM, the SCHEDULE MAP TABLE 601 would indicate to the preferred embodiment that there is a conflict with the second appointment in the SCHEDULE MAP TABLE 601 which shows an appointment on Dec. 15, 1991 from 11:00AM to 1:00PM. All times are converted to a 24-hour format to ease comparison. If an appointment shows an identical DATE 211, START TIME 213, END TIME 215, and DESCRIPTION 219, there is no conflict and the incoming appointment is ignored.

The preferred embodiment of the SCHEDULE RECONCILIATION facility creates a SCHEDULE MAP TABLE 601 by requesting all appointments for today and the future from the desktop schedule application. For example, the preferred embodiment utilizes Windows 3.0's Dynamic Data Exchange facility to request all schedule items from the desktop personal information manager Polaris PackRat. This results in a complete evaluation of all existing appointments in the desktop schedule. The resultant data are then used to build the SCHEDULE MAP TABLE 601 in the memory of the desktop computer. The SCHEDULE MAP TABLE 601, an example of which is shown in FIG. 6, is used for comparison during the translation of schedule data from the handheld computer.

Another method of querying schedule information from a handheld computer involves running the schedule application as a slave of the schedule reconciliation program. The reconciliation program issues requests to the schedule application, and the schedule application presents the appointments one by one to the reconciliation program.

The SCHEDULE RECONCILIATION facility then requests each appointment from the handheld schedule application by whatever access method is provided by the handheld application, and compares each appointment obtained from the handheld to the SCHEDULE MAP TABLE. If the handheld appointment is a repeating appointment, then it is expanded into multiple records, as far into the future as specified by the repeating appointment record. This can result in multiple records being produced in the destination file as the image of a single repeating appointment record in the source file.

Schedule conflicts (or, more generally, conflicts between two records with range keys) can be of two kinds: either an inexact overlap conflict, or a difference conflict. An inexact overlap conflict is when two range keys overlap, but are not exactly the same: for instance,

an appointment in the handheld's schedule database overlaps an appointment in the desktop's schedule database, but one begins or ends earlier than the other. A difference conflict is detected when the two range keys are exactly the same—the appointments begin and end at the same time—but the text describing the appointment differs in the two databases. A third kind of discrepancy arises when a range key in one database has no overlapping range key in the other database—for instance, an appointment was added in one schedule database but not the other.

FIG. 8 shows an example of the preferred embodiment's screen display which allows the user to decide what to do about conflicts. In this case, the SCHEDULE MAP TABLE 601 has been searched to determine if there is an appointment during any of the time between 9:00AM and 10:00AM. There was an appointment named "Announcement" from 9:30AM until 10:30AM. The user may accept the new appointment, ignore it, or change the time or date of the incoming appointment and accept. If the data is changed, it will be re-checked for conflicts against the SCHEDULE MAP TABLE 601.

Pseudocode for typical application-specific reconciliation of data between the handheld computers and the desktop computer for the SCHEDULE 105 application is shown in TABLE 5. The preferred embodiment's implementation of this is on pages 101, 177-178, 235, and 284-288 of the microfiche appendix.

TABLE 5

Pseudocode for Reconciliation of Data for SCHEDULE 105 Application (Steps 106-117 of TABLE 5 occur for each record during Translation, Step 111-115 in TABLE 4)	
101	Establish communication with the desktop application
102	DO UNTIL last desktop Schedule has been queried
103	Read desktop schedule item
104	Add desktop schedule item to SCHEDULE MAP TABLE 601
105	END DO
...	for each iteration of TABLE 4, Step 111-115
106	Look up handheld record's date and time range in SCHEDULE MAP TABLE 601
107	IF an item exists with overlapping date and time
108	IF the description is different
109	Ask the user to select Accept, Ignore, or Change
110	IF the user changes the handheld date or time
111	Restart DO UNTIL
112	IF the user selects Accept
113	Add the item to the desktop
114	END IF
115	END IF
116	END IF
117	END IF

TABLE 5 expands on the reconciliation section of TABLE 4, which describes the translation process for the SCHEDULE 105 application. First, the existing appointments in the desktop computer are requested from the desktop SCHEDULE 105 application. The SCHEDULE MAP TABLE 601 is built based on those appointments. This is done before any translation takes place. Then, each appointment from the handheld computer is evaluated based on DATE 211, START TIME 213, END TIME 215, and DESCRIPTION 219 to determine if any overlapping time exists. If there is any overlap and the DATE 211, START TIME 213, END TIME 215, and DESCRIPTION 219s are not exactly equal, the user is queried for resolution.

The resultant appointments are stored on the desktop via either a database manager or inter-application communication facility.

The discussion of the preferred embodiment concentrated on the mapping, transfer and reconciliation of data from a handheld computer to a desktop. The same techniques can be applied to map, transfer and reconcile data from a desktop to a handheld, between two desktop computers, or between handheld computers, or between applications on the same computer.

Because each model of handheld computer is slightly different in the way it communicates with a desktop, the preferred embodiment includes a small communications component, 113 of FIG. 1, that must be customized to each handheld computer.

Many other embodiments of the invention are within the following claims.

What is claimed is:

1. A method for an intensive user of a computer to dynamically reconcile the information of a first calendar database file and a second calendar database file, the method comprising the steps of:

choosing a first record from said first file and a corresponding second record from said second file, said choosing comprising comparison of corresponding time range fields of said records,

comparing the information of at least one field of said first record to the information of at least one corresponding field of said second record, and

allowing said user, after a comparison in which a difference between said fields is discovered, to decide based on said comparison from among the steps comprising: adding a record to one of said first and second files, modifying a record of one of said first and second files,

wherein said choosing and comparing steps comprise determining if any of the following conditions exist:

(a) there exists a second record of said second file with a time range inexactly overlapping the time range of a first record of said first file,

(b) there exists a second record of said second file with a time range equal to the time range of a first record of said first file, and the information in at least one other field of said first record differs from corresponding information of said second record.

2. The method of claim 1 wherein said first and second files have different record structures,

wherein prior to said comparing, the information of said first and second records is translated to a common record structure different from the record structures of said first and second files, the translation of said first record producing a first translated record and translation of said second record producing a second translated record,

and wherein said comparing is between at least one field of said first translated record and corresponding fields of said second translated record,

and wherein said writing comprises translating the information of said fields of said first translated record to the record structure of said output file thereby producing twice-translated fields, and writing said twice-translated fields to said output file.

3. The method of claim 1 wherein the information of said first and second files is read from each of said files by a technique selected from techniques comprising

(a) calling an inter-application communication facility,

(b) running a database manager, or

17

(c) running an application program for managing said first file as a slave and directing said application program to provide said information.

4. The method of claim 3 further comprising the step of determining, for each of said first and second files, 5 which of said techniques to use for said reading.

5. The method of claim 1 further comprising the step of storing a map in the memory of a computer, said map describing the range fields of the records of one of said first and second files,

wherein said comparing step comprises comparing the range fields of the records of the other said file to the range keys described by said map.

6. The method of claim 1 wherein said first file and said second file are of different record structures, the method further comprising the steps of translating the information of the records of said first file into the record structure of said second file.

18

7. The method of claim 1 wherein said first file and said second file are of different record structures, the method further comprising the steps of

translating the information of said first and second files into a common record structure different from the record structure of said first or second file.

8. The method of claim 1 wherein said allowing step results in multiple records written to said second file as an image of a single record from said first file.

9. The method of claim 1 wherein the output of said method is written to an output file distinct from said first and second files.

10. The method of claim 1 wherein said time range fields represent event times in a calendar.

11. The method of claim 10 wherein said first and second calendar databases represent the calendars of the same individual stored in different application programs.

* * * * *

20

25

30

35

40

45

50

55

60

65

UNITED STATES PATENT AND TRADEMARK OFFICE
CERTIFICATE OF CORRECTION

PATENT NO. : 5,392,390

Page 1 of 2

DATED : February 21, 1995

INVENTOR(S) : Keith Crozier

It is certified that error appears in the above-identified patent and that said Letters Patent is hereby corrected as shown below:

On the title page: In column 2. line 31 & 32

delete the reference to "Microfiche Appendix Included (4 Microfiche, 330 Pages)".

FIG. 4, "QUANTITY" should be --QUANTITY--.

FIG. 11, "RECONCILLIATION" should be --RECONCILIATION--.

Column 1, delete the paragraphs referencing the microfiche appendix, lines 6-16.

Column 2, line 41, after "should", insert --be--.

Column 3, line 46, "schdule" should be --schedule--.

Column 9, line 1, after "bytes", insert ---.

Column 9, lines 22-23, delete "The code implementing this is on pages 60-65 of the microfiche appendix."

UNITED STATES PATENT AND TRADEMARK OFFICE
CERTIFICATE OF CORRECTION

PATENT NO. : 5,392,390
DATED : February 21, 1995
INVENTOR(S) : Keith Crozier

Page 2 of 2

It is certified that error appears in the above-identified patent and that said Letters Patent is hereby corrected as shown below:

Column 10, lines 65-68, delete "The code implementing this in the preferred embodiment is on pages 65-66, 102-106, 179-187, 203-206, and 237-246 of the microfiche appendix."

Column 12, lines 51-53, delete "The preferred embodiment's code for this is on pages 110-111 and 246-248 of the microfiche appendix."

Column 13, lines 42-44", delete "The preferred embodiment's code implementing this is on pages 97-102, 174-179, and 232-237 of the microfiche appendix."

Column 15, lines 27-29, delete "The preferred embodiment's implementation of this is on pages 101, 177-178, 235, and 284-288 of the microfiche appendix."

Column 16, line 16, "intensive" should be --interactive--.

Signed and Sealed this
Sixth Day of June, 1995



BRUCE LEHMAN

Commissioner of Patents and Trademarks

Attest:

Attesting Officer

UNITED STATES PATENT AND TRADEMARK OFFICE
CERTIFICATE OF CORRECTION

PATENT NO. : 5,392,390
DATED : February 21, 1995
INVENTOR(S) : Keith Crozier

It is certified that error appears in the above-identified patent and that said Letters Patent is hereby corrected as shown below:

FIG. 4, "QUANTITY" should be --QUANTITY--.

FIG. 11, "RECONCILLIATION" should be
--RECONCILIATION--.

Column 2, line 41, after "should", insert --be--.

Column 3, line 46, "schdule" should be --schedule--.

Column 9, line 1, after "bytes", insert ---.

Column 16, line 16, "intensive" should be
--interactive--.

Signed and Sealed this
Seventh Day of July, 1998



Attest:

BRUCE LEHMAN

Attesting Officer

Commissioner of Patents and Trademarks

UNITED STATES PATENT AND TRADEMARK OFFICE
CERTIFICATE OF CORRECTION

PATENT NO. : 5,392,390

DATED : February 21, 1995

INVENTOR(S) : Keith Crozier

It is certified that error appears in the above-identified patent and that said Letters Patent is hereby corrected as shown below:

Column 2, line 53, "U.S. Pat. No. 4,966,809" should be
--U.S. Pat. No. 4,956,809--.

Signed and Sealed this

Thirteenth Day of October 1998

Attest:



BRUCE LEHMAN

Attesting Officer

Commissioner of Patents and Trademarks



US005392390C1

(12) **EX PARTE REEXAMINATION CERTIFICATE (5343rd)**
United States Patent
Crozier

(10) **Number:** **US 5,392,390 C1**
(45) **Certificate Issued:** **Apr. 18, 2006**

(54) **METHOD FOR MAPPING, TRANSLATING, AND DYNAMICALLY RECONCILING DATA BETWEEN DISPARATE COMPUTER PLATFORMS**

4,819,191 A 4/1989 Scully et al. 345/751
4,827,423 A 5/1989 Beasley et al. 700/96
4,831,552 A 5/1989 Scully et al. 345/751
4,866,611 A 9/1989 Cree et al. 364/300

(Continued)

(75) Inventor: **Keith Crozier**, Acton, MA (US)

(73) Assignee: **Pumatech, Inc.**, San Jose, CA (US)

Reexamination Request:

No. 90/006,545, Feb. 12, 2003

Reexamination Certificate for:

Patent No.: **5,392,390**
Issued: **Feb. 21, 1995**
Appl. No.: **07/867,167**
Filed: **Apr. 10, 1992**

Certificate of Correction issued Jun. 6, 1995.

Certificate of Correction issued Jul. 7, 1998.

Certificate of Correction issued Oct. 13, 1998.

(51) **Int. Cl.**
G06F 3/00 (2006.01)
G06F 17/60 (2006.01)

(52) **U.S. Cl.** **715/751**; 715/963; 715/971;
707/201; 707/104.1; 705/9

(58) **Field of Classification Search** 715/751,
715/963, 968, 971, 733; 709/205; 707/10,
707/104.1, 201, 203; 705/9, 8

See application file for complete search history.

(56) **References Cited**

U.S. PATENT DOCUMENTS

4,162,610 A 7/1979 Levine 368/41
4,432,057 A 2/1984 Daniell et al. 707/8
4,807,154 A 2/1989 Scully et al. 345/751
4,807,155 A 2/1989 Cree et al. 345/733
4,817,018 A 3/1989 Cree et al. 345/751
4,819,156 A 4/1989 DeLorme et al. 714/15

OTHER PUBLICATIONS

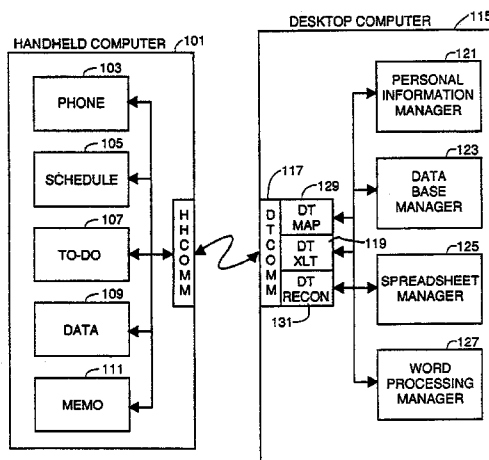
Adly, "HARP: A Hierarchical Asynchronous Replication Protocol for Massively Replicated Systems," Computer Laboratory, Cambridge University, United Kingdom (undated).

(Continued)

Primary Examiner—Raymond J. Bayerl

(57) **ABSTRACT**

Traditionally, it has been difficult to share data among diverse computer applications and platforms because of underlying differences in data formats. Although the meaning or purpose of the data may be similar or identical (for example, two appointments entered using separate computer applications), the differences in data formats required by the various computer applications and platforms renders such sharing difficult. A method is disclosed for the translation of dissimilarly-formatted data between disparate computer applications and platforms. The method also provides for the dynamic reconciliation of conflicts in the data (for example, two appointments scheduled at the same time) based on both the content of the data and on specific preferences indicated by the user of the translation facility. First, the data is translated to a common format based on the user-specified mapping of data fields (identifying hand-held and desktop fields to be translated) and considering the characteristics of the handheld or desktop computer application. Then, if the specific data item (such as an appointment, telephone book entry, or memo entry) already exists on the desktop computer application or platform, the user is optionally notified of the conflict and given the opportunity to replace the existing data, ignore the incoming data, or modify the incoming data. The criteria for determining the existence of conflicts is disclosed for updating schedule information and keyed databases.



U.S. PATENT DOCUMENTS

4,875,159 A	10/1989	Cary et al.	707/203
4,939,689 A	7/1990	Davis et al.	707/102
4,980,844 A	12/1990	Demjanenko et al.	702/56
5,065,360 A	11/1991	Kelly	708/142
5,124,912 A *	6/1992	Hotaling et al.	705/9
5,134,564 A	7/1992	Dunn et al.	705/33
5,136,707 A	8/1992	Block et al.	707/201
5,155,850 A	10/1992	Janis et al.	707/202
5,170,480 A	12/1992	Mohan et al.	707/201
5,187,787 A	2/1993	Skeen et al.	709/314
5,197,000 A *	3/1993	Vincent	705/8
5,201,010 A	4/1993	Deaton et al.	382/7
5,210,868 A	5/1993	Shimada et al.	707/5
5,220,540 A	6/1993	Nishida et al.	368/41
5,228,116 A	7/1993	Harris et al.	706/50
5,237,678 A	8/1993	Kuechler et al.	707/5
5,251,151 A	10/1993	Demjanenko et al.	702/56
5,261,094 A	11/1993	Everson et al.	707/201
5,272,628 A	12/1993	Koss	715/503
5,276,876 A	1/1994	Coleman et al.	709/104
5,278,978 A	1/1994	Demers et al.	707/101
5,278,982 A	1/1994	Daniels et al.	707/202
5,283,887 A	2/1994	Zachery	715/513
5,293,627 A	3/1994	Kato et al.	713/503
5,301,313 A	4/1994	Terada et al.	707/4
5,315,709 A	5/1994	Alston, Jr. et al.	707/6
5,323,314 A *	6/1994	Baber et al.	705/8
5,327,555 A	7/1994	Anderson	707/201
5,333,252 A	7/1994	Brewer, III et al.	715/506
5,333,265 A	7/1994	Orimo et al.	709/201
5,333,316 A	7/1994	Champagne et al.	707/8
5,339,392 A	8/1994	Risberg et al.	345/762
5,355,476 A	10/1994	Fukumura	707/1
5,375,234 A	12/1994	Davidson et al.	707/202
5,396,612 A	3/1995	Huh et al.	714/49
5,412,801 A	5/1995	De Remer et al.	714/20
5,421,012 A	5/1995	Khoyi et al.	709/107
5,444,851 A	8/1995	Woest	709/222
5,463,735 A	10/1995	Pascucci et al.	709/222
5,475,833 A	12/1995	Dauerer et al.	707/201
5,511,188 A	4/1996	Pascucci et al.	707/203
5,519,606 A	5/1996	Frid-Nielsen et al.	364/401
5,745,712 A	4/1998	Turpin et al.	345/763

OTHER PUBLICATIONS

Adly et al., "A Hierarchical Asynchronous Replication Protocol for Large Scale Systems," Computer Laboratory, Cambridge University, United Kingdom, Computer Science Department, Alexandria University, Egypt (undated).

"All I need is a miracle; computer-aided educational packages; Small Wonders," Coastal Associates Publishing L.P. (Mar. 1992).

Alonso et al., "Database System Issues in Nomadic Computing," Matsushita Information Technology Laboratory, New Jersey (undated).

Bishop et al., "The Big Picture (Accessing information on remote data management system)," UNIX Review, vol. 7, No. 8, p. 38(7) (Aug. 1989).

Bowen, "Achieving Throughput and Functionality in a Common Architecture: TheDataCycle Experiment," IEEE, p. 178 (Dec. 1991).

Dayton, "FRx extends reporting power of Platinum Series: (IBM Desktop Software's line of accounting software)" PC Week, vol. 8, No. 5, p. 29(2) (Feb. 4, 1991).

Demers et al., "The Bayou Architecture: Support for Data Sharing Among Mobile Users," Computer Science Laboratory, Xerox Palo Alto Research Center, California (undated).

Froese, "File System Support for Weakly Connected Operation," pp. 229-238 (undated).

Guy, "Ficus: A Very Large Scale Reliable Distributed File System," Technical Report CSD-910018, Computer Science Dept. UCLA (Technical Report) (Jun. 3, 1991).

Guy et al., "Implementation of the Ficus Replicated File System," appeared in Procs. Of the Summer USENIX Conf., Anaheim, CA, pp. 63-71 (Jun. 1, 1990).

Hammer et al., "An Approach to Resolving Semantic Heterogeneity in a Federation of Autonomous, Heterogeneous Database Systems," Computer Science Department, University of Southern California (undated).

Hammer et al., "Object Discovery and Unification in Federated Database Systems," University of Southern California (undated).

HP and IntelliLink connect HP 95LX with HP NewWave; IntelliLink for the HP NewWave; product announcement, HP Professional (Aug. 1991).

"HP announces expanded memory version of palmtop PC, introduces 1-Megabyte HP 95LX and 1-Megabyte memory cards," Business Wire, Inc. (Mar. 4, 1992).

Imielinski, "Mobile Computing—DataMan Project Perspective," Rutgers University (undated).

"IntelliLink 2.2: the software connection from desktop to palmtop; Software Review; IntelliLink 2.2; Evaluation," PC Magazine (Apr. 28, 1992).

"IntelliLink transfers palmtop, PC data; communications software from IntelliLink Inc; brief article; Product Announcement," PC Week (Nov. 18, 1991).

Jacobs et al., "A Generalized Query-by-Example Data Manipulation Language Based on Database Logic," IEEE Transactions on Software Engineering, vol. SE-9, No. 1 (Jan. 1983).

Kistler et al., "Disconnected Operation in the Coda File System," School of Computer Science, Carnegie Mellon University, Pennsylvania (undated).

Kumar et al., "Log-Based Directory Resolution in the Coda File System," School of Computer Science, Carnegie Mellon University, Pennsylvania (undated).

Madnick et al., "Logical Connectivity: Application, Requirements, Architecture, and Research Agenda," MIT, System Sciences, 1991, Hawaii Int'l Conf., vol. 1, IEEE (Jun. 1991).

Meckler Corporation, "Palmtop-to-desktop linkage software," Database Searcher (Jun. 1992).

Noble et al., "A Research Status Report for Adaptation for Mobile Data Access," School of Computer Science, Carnegie Mellon University (undated).

"PackRat PIM gets older and wiser with Release 4.0; PIM update sports enhanced interface, greater ease of use," InfoWorld (Dec. 23, 1991).

"Palmtop PCs: power by the ounce; Hardware Review; overview of six evaluations of palm-top computers; includes related articles on Editor's Choices, suitability-to-task ratings, impressions by individual users; evaluation," PC Magazine (Jul. 1991).

"Pen-based PCs ready for prime time; includes related article on comparison of operating systems, list of vendors of pen-based products," PC-Computing (Nov. 1991).

Petersen et al., "Bayou: Replicated Database Services for World-wide Applications," Computer Science Laboratory, Xerox Palo Alto Research Center, California (undated).

- “Product comparison: Atari Portfolio, Casio Executive BOSS, HP 95LX, Poqet PC, Psion series 3, Sharp Wizard,” *InfoWorld* (Dec. 16, 1991).
- Ratner et al., “The Ward Model: A Replication Architecture for Mobile Environments,” Department of Computer Science, University of California (undated).
- Reiher et al., “Peer-to-Peer Reconciliation Based Replication for Mobile Computers,” UCLA (undated).
- Reiher et al., “Resolving File Conflicts in the Ficus File System,” Department of Computer Science, University of California (undated).
- “Riding the NewWave from PC to Palmtop: IntelliLink lets NewWave users transfer files,” *InfoWorld* (Jun. 3, 1991).
- Saltor et al., “Suitability of data models as canonical models for federated databases,” Universitat Politècnica de Catalunya, Spain (undated).
- Satyanarayanan, “Coda: A Highly Available File System for a Distributed Workstation Environment,” School of Computer Science, Carnegie Mellon University (undated).
- Satyanarayanan, “Fundamental Challenges in Mobile Computing,” School of Computer Science, Carnegie Mellon University (undated).
- Sherman, “Information Technology: ‘What Software Should I Use to Organize My Life’,” (undated).
- Schilit et al., “The ParcTab Mobile Computing System,” Xerox Palo Alto Research Center, California (undated).
- SPI Database Software Technologies Record Displays: Record 2, Serial No. TDB0291.0094 and Record 4, Serial No. iets0901.0073 (undated).
- User manual for PC-Link for the B.O.S.S. and the PC-Link for the B.O.S.S., Traveling Software, Inc., pp. 62–82 (portion) (1989).
- Wiederhold et al., “Consistency Control of Replicated Data in Federated Databases,” *IEEE*, pp. 130–132 (Jul. 12, 1990).
- Extended Systems’ Preliminary Invalidation Contentions.
- Extended Systems’ First Supplemental Preliminary Invalidation Contentions.
- Extended Systems, Inc.’s Preliminary Claim Constructions and Preliminary Identification of Extrinsic Evidence.
- Patent Local Rule 4–2 Preliminary Claim Constructions and Extrinsic Evidence.
- Joint Claim Construction and Prehearing Statement.
- Extended Systems’ Second Supplemental Preliminary Invalidation Contentions [Re: Reexamination Requests for the ’390, ’664, and ’529 Patents].
- Pumatech, Inc.’s Opening Claim Construction Brief; Declaration of Marc David Peters in Support of Pumatech, Inc.’s Opening Claim Construction Brief.
- Extended Systems, Inc.’s Responsive Claim Construction Brief; Declaration of Jordan Trent Jones in Support of Extended Systems, Inc.’s Responsive Claim Construction Brief.
- Supplemental Declaration of Marc David Peters in Support of Pumatech, Inc.’s Reply Claim Construction Brief.
- Pumatech’s Revised [Proposed] Claim Construction Order.
- Pumatech, Inc.’s Reply Claim Construction Brief.
- Statement of Recent Decision.
- Pumatech’s [Proposed] Claim Construction Order.
- Synchrologic’s Preliminary Invalidation Contentions.
- Larson et al., “A Theory of Attribute Equivalence in Databases with Application to Schema Integration,” *IEEE Transactions on Software Engineering*, vol. 15, No. 4, Apr. 1989.
- Mannino et al., “Matching Techniques in Global Schema Design,” *IEEE* 1984.
- Sheth et al., “A Tool for Integrating Conceptual Schemas and User Views,” *IEEE* 1988.
- Webster’s Ninth New Collegiate Dictionary, 1986, pp. 114, 436, 440, 462, 573, 597, 620, 717, 906, 963, 979, 989, 1000, 1053, 1130, 1142, 1152, 1162, 1166.
- Wiederhold, Gio, Database Design, Second Edition, McGraw-Hill Book Company, 1983, p. 2.
- Extended Systems’ Final Invalidation Contentions (Oct. 10, 2003).
- Defendant and Cross-Complainant Extended Systems, Inc.’s Identification of Prior Art Publications Pursuant to Patent L.R. 3–3(a) (Oct. 17, 2003).
- Defendant and Cross-Complainant Extended Systems, Inc.’s Amended Identification of Prior Art Publications Pursuant to Patent L.R. 3–3(a) (Oct. 31, 2003).
- Expert Report of John P. J. Kelly, Ph.D. (Oct. 24, 2003).
- IntelliLink for Windows User’s Guide, Version 3.0, IntelliLink Corporation (1993).
- Database Subsetting Tool: Introduction to DST and DST Designer’s Guide, Syware, Inc. (1993).
- Sarin, “Robust Application Design in Highly Available Distributed Databases,” *Proc. 5th Symp. Reliability in Distributed Software and Database Systems*, pp. 87–94 (Jan. 13–15, 1986, Los Angeles).
- Distributed Management of Replicated Data: Final Report, Computer Corporation of America (Oct. 9, 1984).
- Sarin et al., “Overview of SHARD: A System for Highly Available Replicated Data”, Computer Corporation of America (Apr. 8, 1988).
- SRI Int’l, Network Reconstitution Protocol, RADC-TR-87-38, Final Technical Report (Jun. 1987).
- Danberg, “A Database Subsetting Tool” (patent application) (Apr. 12, 1993).
- Lamb et al., “The Objectstore Database System,” *Communications of the ACM*, vol. 34, No. 10, pp. 50–63 (Oct. 1991).
- TT Interchange, Time Technology, AVG Sales & Marketing Ltd. (1995).
- Goldberg et al., “Using Collaborative Filtering to Weave an Information Tapestry,” *Communications of the ACM*, vol. 35, No. 12, pp. 61–70 (Dec. 1992).
- Now Up-to-Date Version 2.0 User’s Guide, Now Software, Inc. (1992).
- An Introduction to DataPropagator Relational Version 1, IBM Corporation (1993).
- Data Propagator Relational Guide Release 1, IBM Corporation (May 1994).
- DataPropagator Relational Guide Release 2, IBM Corporation (Dec. 1994).
- DataPropagator NonRelational MVS/ESA Version 2 Utilities Guide, IBM Corporation (Jul. 1994).
- DPROPR Planning and Design Guide, IBM Corporation (Nov. 1996).
- DataPropagator Relational Capture and Apply/400 Version 3, IBM Corporation (Jun. 1996).
- DataPropagator Relational Capture and Apply for OS/400 Version 3, IBM Corporation (Nov. 1996).
- Newton Connection Utilities User’s Manual for the Macintosh Operating System, Apple Computer, Inc. (1996).
- Newton Connection Utilities User’s Manual for Windows, Apple Computer, Inc.
- Newton Connection Utilities User’s Manual for Macintosh, Apple Computer, Inc.

- Newton Backup Utility User's Guide for the Windows Operating System, Apple Computer, Inc. (1995).
- Newton Backup Utility User's Guide for the Macintosh Operating System, Apple Computer, Inc. (1995).
- Newton Utilities User Manual, Apple Computer, Inc. (1995).
- FileMaker Pro Server Administrator's Guide, Claris Corporation (1994).
- Connectivity Pack User's Guide for the HP 200LX and the HP 100LX, Hewlett Packard.
- Lotus cc:Mail Release 2, Lotus Development Corporation (1991-1993).
- User's Guide Lotus Organizer Release 1.0, Lotus Development Corporation (1992).
- FileMaker Pro User's Guide, Claris Corporation (1990, 1992).
- Poesio et al., "Metric Constraints for Maintaining Appointments: Dates and Repeated Activities".
- Slater, "Newton's Legacy; 3COM and Microsoft Battle for Market Share: Apple Newton, 3Com Palm III, Microsoft Palm-size PC personal digital assistants; Product Information", Information Access Company (1998).
- Negrino, "ACT 2.5.1, ACT for Newton 1.0", UMI, Inc. (1996).
- Zilber, "Toy story; personal digital assistants; Product Information", Information Access Company (1996).
- Wingfeld, "Desktop to Newton connectivity", UMI, Inc. (1996).
- "Now Software Announces Updated Synchronization Software for Newton 2.0 Devices; Now Synchronize Simultaneously Updates MessagePad, Now Up-to-Date & Contact", Business Wire, Inc. (1995).
- "Claris Ships FileMaker Pro 3.0 for Macintosh and Windows", Business Wire, Inc. (1995).
- Also, "Distributed Thinking; Realizing the gravity of its PDA problems, Apple has drawn me back to Newton", InfoWorld Media Group (1995).
- Rubin, "Now Software stays in sync; Now Synchronize file synchronization software for Macs and Newton PDAs; Software Review; EvaluationBrief Article", Information Access Company (1995).
- "Now Calender/Scheduler/Contact Mgr for Mac Update", Post-Newsweek Business Information Inc. (1995).
- Staten, "csInStep middleware lets Newton talk to PIMs; Concierge Software LC's csInStep; Brief Article; Product Announcement; Brief Article", Information Access Company (1995).
- Baum, "Designing Mobile applications; A new approach needed for on-the-road systems", InfoWorld Media Group (1994).
- Parkinson, "Remote users get in sync with office files; News Analysis", Information Access Company (1994).
- * cited by examiner

1

**EX PARTE
REEXAMINATION CERTIFICATE
ISSUED UNDER 35 U.S.C. 307**

THE PATENT IS HEREBY AMENDED AS
INDICATED BELOW.

**Matter enclosed in heavy brackets [] appeared in the
patent, but has been deleted and is no longer a part of the**

2

**patent; matter printed in italics indicates additions made
to the patent.**

5 AS A RESULT OF REEXAMINATION, IT HAS BEEN
DETERMINED THAT:

The patentability of claims **2**, **5-9** and **11** is confirmed.

Claims **1**, **3-4** and **10** are cancelled.

* * * * *