



*Secure your Future...
Choose Smartlink Products!*

Industry Supplier of the Year

SMART LINK TM

Tomorrow's Technology Today

A DIVISION OF  CORPORATION

PRODUCT LIST 2013

Effective 5 December 2013



Emergency Call & Care Systems

- *Telephone Based*
- *Wireless*
- *Hardwired*

SMARTLINK INTERNATIONAL






A division of Ness Corporation Pty Ltd ABN 28 069 984 372

Unit 4 / 56 Norcal Road Nunawading VIC 3131 Australia












Ph: 03 9875 6400 Fax: 03 9875 6422








Email: smartlink@ness.com.au







www.smartlink.com.au




ITEM	PRODUCT CODE	PRODUCT NAME & DESCRIPTION
1	SMARTLINK MEDICAL ALARM MODELS	
1.01	100-806	Medi-Link Dialler (Voice & Data) <p>Includes pendant (wrist-watch/neck chain/Wall), plug pack, rechargeable battery backup, line cord & user manual. Inbuilt real time clock & calendar with auto leap year and auto daylight saving adjustment, Inbuilt special line filters for ADSL installations, Automatic line balancing circuitry (reduces distortion), Programmable dB line sensitivity for problem Telco lines, Local & remote programming/control from any computer worldwide, High intensity LCD Display for full visual description of events, Loud sounding ringer for hearing impaired, Six phone numbers with ability to send different alarms to alternate phone paths, Programmable voice annunciation (events, reminders etc.), Door/call bell options, RS232 & TTL ports for interfacing 3rd party & telemedical monitoring devices, Dementia and inactivity monitoring capabilities, 16 (OEM expandable to 64) wireless Radio Devices (Blow switches, PIRs, Reeds, Smoke, Inactivity, Dementia, Fall & Man down, wireless lights, sounders etc.) Four additional hardwired inputs and 3 outputs for remote SmartHouse control features (e.g. Remote/local control of lights, doors, appliances), Automatic two-way voice Programmable Contact ID, Ad NB: Refer to website for New features and specifications Up/Download programming software No Charge (Refer SmartLink)</p> 
1.02	100-824	GPRS/GSM "2G" - Wireless IP GPRS/GSM Medi-Link Dialler (Voice & Data) <p>Includes pendant (wrist-watch/neck chain/Wall), plug pack, rechargeable battery backup & user manual. Features and specifications as above (product 100-806) but with GPRS/GSM connectivity for wireless IP over the wireless network monitoring as well as GSM alarm monitoring rather than a standard telephone line (PSTN). Has the ability to program in 4 separate IP addresses for GPRS Monitoring as well as 2 telephone numbers for GSM monitoring. Effectively can be used as wireless IP only, GSM only and or a combination of both for extra redundancy paths. NB: SIM card not included. Refer to website for new features and specifications Up/Download programming software No Charge (Refer SmartLink)</p> 
1.03	100-825	GPRS/GSM "3G" - Wireless IP GPRS/GSM Medi-Link Dialler (Voice & Data) <p>Includes pendant (wrist-watch/neck chain/Wall), plug pack, rechargeable battery backup & user manual. Features and specifications as above (product 100-806) but with GPRS/GSM connectivity for wireless IP over the wireless network monitoring as well as GSM alarm monitoring rather than a standard telephone line (PSTN). Has the ability to program in 4 separate IP addresses for GPRS Monitoring as well as 2 telephone numbers for GSM monitoring. Effectively can be used as wireless IP only, GSM only and or a combination of both for extra redundancy paths. NB: SIM card not included. Refer to website for New features and specifications Up/Download programming software No Charge (Refer SmartLink)</p> 
1.04	100-827	PSTN/GPRS/GSM "3G" - PSTN Hardwired & Wireless IP GPRS/GSM Medi-Link Dialler (Voice & Data) <p>Includes pendant (wrist-watch/neck chain/Wall), plug pack, rechargeable battery backup, line cord & user manual. Features and specifications as above (product 100-825) but with the "Inclusion of the standard telephone line (PSTN)" connection as well as the GPRS/GSM connectivity for wireless IP and GSM monitoring over the wireless network. Has the ability to program in 4 separate IP addresses for GPRS Monitoring as well as 2 telephone numbers for both PSTN and GSM monitoring. Effectively can be used as wireless IP only, GSM only, PSTN standard telephone line only and or a combination of all three for extra redundancy paths. NB: SIM card not included. Refer to website for New features and specifications Up/Download programming software No Charge (Refer SmartLink)</p> 
1.05	100-828	Medi-Link 2 way long range Dialler (Voice & Data) <p>Includes 2 way long range pendant (wrist-watch/neck chain/Wall), plug pack, rechargeable battery backup, line cord & user manual. Features and specifications as per product 100-806 but with New long range frequency hopping spread spectrum pendant and receiver technology integration. Two way feedback on pendant that signal has been sent to unit and again received back at pendant for acknowledgement. Up to 300 meters range. Comes complete with wristwatch strap & chain. Can be used as wristwatch, pendant or wall mount application. Ultrasonically sealed to be completely waterproof (IP67). Includes pendant (wrist-watch/neck chain/Wall), plug pack, rechargeable battery backup, line cord & user manual. NB: Refer to website for new features and specifications Up/Download programming software No Charge (Refer SmartLink)</p> 


ITEM	PRODUCT CODE	PRODUCT NAME & DESCRIPTION
1.06	100-659	Medi- Dialler (Voice & Data)  <p>Includes pendant (wrist-watch/neck-chain), plug pack, rechargeable battery backup, line cord & user manual. Full program & control functions from remote computer, remote phone (DTMF control) or on-site locally. Voice direct or auto ring back (programmable). Four programmable phone numbers. Accepts all SmartLink wireless devices & dementia keys. 4 hard-wired inputs and 3 control outputs for SmartHouse control. RS232 in/out for 3rd party interfaces. Backlit help key and programmable sectors, lights & sounds. Automatic two-way voice. Converts standard telephone to "hands free" on incoming calls. Programmable Contact ID, Ademco or British standard communication formats. Accepts up to 8 user ID pendants, plus a full range of PIR's, reeds, smoke detectors, dementia keys, man down pendants etc.</p> <p>NB: Refer to website for features and specifications Up/Download software No Charge (Refer SmartLink)</p>
1.07	106-182	Medi-"Minder" Dialler (Voice & Data)  <p>Includes 2 way long range pendant (wrist-watch/neck-chain), plug pack, rechargeable battery backup, line cord & user manual. New long range frequency hopping spread spectrum pendant and receiver technology integration. Two way feedback on pendant that signal has been sent to unit and again received back at pendant for acknowledgement. Up to 300 meters range. PSTN and Ethernet connections with option of GPRS/GSM module addition. Full program & control functions from remote computer, remote phone (DTMF control) or on-site locally. Voice direct or auto ring back (programmable). Four programmable phone numbers. Accepts all SmartLink wireless devices & dementia keys. 3 hard-wired inputs and 2 control outputs for SmartHouse control. RS232 in/out for 3rd party interfaces. Backlit help key and programmable sectors, lights & sounds. Automatic two-way voice. Converts standard telephone to "hands free" on incoming calls. Programmable Contact ID, Ademco or British standard communication formats. Accepts up to 8 user ID pendants, plus a full range of PIR's, reeds, smoke detectors, dementia keys, man down pendants etc.</p> <p>NB: Refer to website for features and specifications Up/Download software No Charge</p>
1.08	GPS-T-SL	Personal GPS alarm tracker with audio  <p>Personal miniature GPS tracker with remote positioning and audio. Incorporates built-in GPS and GSM/GPRS technology. Features <i>Real-time location, Geo-Fence capabilities, Two Way Communication, SOS Alert functions, Over speed Alerts, low battery alerts and tracking communications</i> via GPRS or GSM Networks. Designed to remotely monitor and protect people and property from travelling lone workers and mobile nursing staff to children and the elderly.</p>


ITEM	PRODUCT CODE	PRODUCT NAME & DESCRIPTION
2	WIRELESS RADIO PRODUCTS	
2.01	100-794	Universal waterproof pendant for SmartLink units  <p>For SmartLink wireless products. Comes complete with wristwatch strap & chain. Can be used as wristwatch, pendant or wall mount application. Ultrasonically sealed to be completely waterproof (IP67). Powered by lithium battery. Note: Wall mount plate (100-870) NOT included.</p>
2.02	106-300	Universal waterproof pendant with keyfob restore for SmartLink units  <p>Can send a call and cancel (Restore) message from pendant with a magnetic key fob listed below (Product No 106-301) Button colour bright orange as opposed to red. For SmartLink wireless products. Comes complete with wristwatch strap & chain. Can be used as wristwatch, pendant or wall mount application. Ultrasonically sealed to be completely waterproof (IP67). Powered by lithium battery. Note: Wall mount plate (100-870) NOT included.</p>
2.03	106-301	Pendant Keyfob cancel (restore) device for 106-300 pendant above  <p>Keyfob device For 106-300 Call/Cancel (Restore) pendant above Note: Chain not included</p>
2.04	106-183	Universal two-way spread spectrum waterproof pendant for new SmartLink units - 915 - 928 Mhz "Aust"  <p>New frequency hopping spread spectrum pendant for the New Smartlink Medi-Minder and Medi-Link with updated receiver integration. Two way feedback on pendant that signal has been sent to unit and again received back at pendant for acknowledgement. Up to 300 meters range. Comes complete with wristwatch strap & chain. Can be used as wristwatch, pendant or wall mount application. Ultrasonically sealed to be completely waterproof (IP67).</p>
2.05	100-870	Universal pendant wall mount plate  <p>Wall mount plate for Universal pendant (100-794) & (106-183 in white)</p>
2.06	100-108	Key ring water resistant 4 button pendant for SmartLink units  <p>Key ring type, complete with battery. 4-button (on, off, panic & spare - "Garage door" etc.).</p>
2.07	100-677	Wristwatch dementia radio proximity key  <p>Auto sensing proximity unit (approximately 50 metres) triggering alarm when out of proximity and auto re-establishes when back in range. Used with SmartLink Medi-Alarm software V3.1 and Medi-Call unit (100-659). Important: only compatible with Version 3.1 or later</p>
2.08	100-821-WM-xx	Wall mounted call point (wireless) Labels included in price "To be specified when ordering" <div> <div>  <p>100-821 Product Wall mount wireless call point with ability to add nurse call socket and provision for remote wiring connections on PCB. (NB: "Specify labels when ordering" - Socket not included) Any extra labels \$6.00 each</p> </div> <div> <p>Label</p> <p>EC Buttons labelled Emergency & Cancel - Product No 440-382 CC Buttons labelled Call & Cancel - Product No 440-381 SC Buttons labelled Staff Assist & Cancel - Product No 440-412 NC Buttons labelled Nurse Present & Cancel - Product No 440-383</p>  </div> </div>
2.09	702-014	Jack Plug socket for wireless call point (100-821)  <p>6.3 mm stereo N/C or N/O circuit type socket for wireless call point (requires 9 mm mounting hole) Required when adding a patient push set to a wireless call point (100-821)</p>
2.10	100-036-xx	Standard water resistant box pendant <div> <div>  <p>100-036 Product Complete with lithium battery and case (box type) for arthritic applications. 3-button common call.</p> </div> <div> <p>Label</p> <p>EE Buttons labelled Emergency & Emergency CC Buttons labelled Call & Cancel</p> </div> </div>

ITEM	PRODUCT CODE	PRODUCT NAME & DESCRIPTION
2.11	100-698	Fall Detector (Man-down pendant)  Man-down box style pendant with 24 hour panic. Automatic man-down facility activates after 30 seconds. 10 & 30 minute hostile environment delay button.
2.12	106-174	Wireless inactivity/security PIR with inbuilt LED night light in emergencies  Complete with 9V lithium battery. As well as an infrared wireless detector for inactivity and or security it has an inbuilt night light that glows in the dark when it detects movement to allow vision in emergencies and or just convenience when getting out of bed.
2.13	100-529	Wireless inactivity/security universal transmitter  Complete with 9V lithium battery & magnet. Can also be hard wired for remote switches. Includes vibration analyser for vibration sensors. Transmits alarm, restore & low battery.
2.14	100-679	Wireless inactivity/security mini reed sensor  Complete with 3V lithium battery and magnet. Transmits alarm, restore and low battery.
2.15	100-529BS	Universal Blow Switch  Universal blow switch.
2.16	106-043	Wireless smoke detector  Designed for use as an optional radio accessory with SmartLink systems. The photoelectric smoke detector and on-board radio transmitter are powered by a single 9V Alkaline battery (supplied). Alarm signals are delayed by 10 seconds before being sent to allow the on-board sounder to be tested without triggering the alarm system. The RSM has a twist-off base which simplifies installation and battery replacement.
2.17	106-177	Wireless Interface for 240V hardwired PSA smoke detectors  Designed for use as an optional radio accessory to allow a wireless link from any hardwired PSA smoke detector to be connected through wireless transmission to any SmartLink radio system or device (E.G Medical diallers, wireless nursecall, stand alone receivers etc.) Does not require any additional batteries as interfaces into any existing PSA hardwired smoke detector for transmission.
2.18	100-043	PSA 240V hardwired smoke detector Photo Electric with 9V backup bat.
2.18a	100-054	PSA 240V hardwired smoke detector Photo Electric with "Rechargeable" 9V backup bat.  Designed for use in installations that require 240V hardwired smoke detectors and also require to be linked via radio signals direct into Smartlink wireless systems via the 106-177 wireless interface above. (E.G Medical diallers, wireless nursecall, stand alone receivers etc.) Smoke detector is photo electric and has a 9V battery back up as well.
2.19	100-187	Stand alone wireless receiver  Single channel either open collector or relay NC/C/NO activation. Maximum 4 wristwatch or box style pendants per receiver.
2.20	100-GRX	Multi channel gateway receiver  Multi channel open gateway receiver for multiple 4 channel decoder boards up to 50 (200 individual channel wireless inputs and devices). <i>Note: Also required for SmartLine Wireless system (SLIS)</i>

ITEM	PRODUCT CODE	PRODUCT NAME & DESCRIPTION
2.21	100-DRX	4-channel decoder board Used with gateway receiver up to 50 boards (200 channels). Each channel independently operates relay eg: latch/unlatch, pulse, fire open collector output, low battery accepts any four SmartLink devices per channel (800 devices) including wristwatch pendants, 3 button pendants, PIR's, reeds, smoke detectors, man down units etc.
		
2.22	100-292	Repeater (transceiver) Increases (up to double) the wireless range of SmartLink transmitter devices in harsh and remote conditions. Simply plugs into any power outlet Includes in-built 8.4V Ni-MH rechargeable battery back-up and 17VAC 300mA plug pack. When valid signal is received the Repeater will automatically decode then relay (retransmit) the signal further to a remote unit for action.
		
2.23	100-060	Wireless PCB transmitter Used for OEM call points by others (eg. help button or help, restore, emergency button "triple"). Requires Clipsal plate by others. Includes Lithium battery.
		
2.24	106-088	Wireless Siren Self contained radio operated wireless siren. Operates locally via radio devices such as Radio Siren Transmitters, Pendants, Detectors or through a MediCall Alarm. May function as a standalone unit with up to 8 wireless Radio Devices up to a range of 50m (in free air). Features dual siren outputs for FIRE and ALARM, external Siren/Strobe outputs and onboard tamper inputs. Comes with 17V AC 300mA plug pack and 12V 800mAh lead acid battery backup. NB. Requires separate wireless transmitter to initiate if used in conjunction with Medi-Alarm 100-806 (additional \$68.00)
		
2.25	100-001	Wireless Key pad Complete with lithium battery. Used in conjunction to enhance any security additions and or options as well as carer time in attendance log on-off.
		
3	ACCESSORIES & PARTS	
3.01	106-109	External Extension Antenna (Aerial) with 5 mtr lead for GPRS/GSM units Extends antenna for greater coverage of GSM signal if required. Comes complete with 5 Mtrs of cable
3.02	100-046	304 MHz whip antenna Whip radio antenna for use with Medi Alarms. <i>Note: Must be mounted with a ground plane.</i>
		
3.03	450-001	Telephone lead assembly RJ11 style Plug & lead for all medical alarms.
3.04	895-022	Neck Chain (Gold) Gold neck chains.
3.05	M3LC	Mode 3 adaptor leads & plug Converts existing telephone socket to a Mode 3 socket.
3.06	W-2478	RJ-45 lead with plug RJ-12 to RJ-45 lead and plug (used with new Telstra installations).
3.07	PLM	Plastics Complete set of plastic housings for Medi-Call & Medi-Alarm units.

ITEM	PRODUCT CODE	PRODUCT NAME & DESCRIPTION
3.08	840-030	Standard 17V plug pack Standard SmartLink 17VAC 300mA plug pack (included with Medi-Alarm, Security-Alarm, Medi-Call, Repeater & OEM Dialler units).
3.09	221-038	Box for Medi-Call/Medi-Alarm unit Medi-Alarm empty cartons.
3.10	LD95	12V mini strobe & siren 12VDC mini weather proof strobe and siren combined.
3.11	142-007	9V lithium battery 9VDC lithium batteries for devices and older Medi-Alarm SmartLink units.
3.12	165-277	Medi-Call wall mount bracket Wall bracket for Medi-Call unit (100-659) and Medi Minder unit (106-182)
		
3.13	HWC	Medi-Call hard-wired connector Male wiring loom connector (3 terminals only) for Medi-Call unit (100-659).
		
3.14	142-016 (K-0001)	Medi-Call rechargeable battery 8.4V Ni-MH rechargeable battery for new Medi-Call unit (100-659).
3.15	142-001	Repeater/OEM Dialler rechargeable battery 8.4V Ni-MH rechargeable battery for Repeater (100-292), OEM Dialler (100-232).
3.16	OEM LABELS	OEM Labels for Medi-Call unit Special OEM labels can be manufactured on request to suit individual requirements. Minimum run of 500. Artwork to be supplied. NB: Price dependant on artwork, number of colours etc. Please contact office for quote.
3.17	840-030TC	Toroidal Coil Power Supply Toroidal coil power supply.
3.18	450-185	New Medi-Link Programming Lead (DB9) Programming lead to be used with new Up/Download software for Medi-Link unit. Comes standard with serial DB9 connector.
		

ITEM	PRODUCT CODE	PRODUCT NAME & DESCRIPTION
3.19	450-230	New Medi-Link Connector Leads - Input/Output  <p>Medi-Link Auxiliary Input & Output connector. Used for interfacing auxiliary devices to the Med-Link system such as external hardwired inputs and outputs. COM (Black), Data_in (Brown), Data_out (Red), IN1 (Orange), IN2 (Yellow), IN3 (Green), IN4 (Blue), OUT1 (Purple), OUT2 (Grey), OUT3 (white)</p>
3.20	165-124	New Medi-Link bottom cable cover New Medi-Link bottom cable cover
3.21	112-035	New Medi-Link External aerial housing New Medi-Link External aerial housing
3.22	142-014	New Medi-Link rechargeable SLA 12V DC battery New Medi-Link rechargeable SLA 12V DC battery
3.23	220-062	New Medi-Link Plain box carton for unit New Medi-Link Plain box carton for unit
3.24	ML-CV	New Medi-Link front facia cover New Medi-Link front facia cover

ITEM	PRODUCT CODE	PRODUCT NAME & DESCRIPTION
4 SMARTLINK FUSION NURSECALL MONITORING CONTROLLERS		
4.01	SLFS EMM MC	Smartlink 3 x Fusion Controller – Desk Mount  <p>SmartLink "Fusion" is the latest release standalone high end Monitoring & Nursecall system available. Incorporates a large range of monitoring messaging solutions into a single unified platform. Primarily used in aged care facilities, hospitals and for emergency services with mission critical criteria it automatically dispatches alarm and call messages to pagers, Dect-phones, web browsers screens, LED displays etc. incorporating myriad of other features and types of messages. Monitors Ademco High Speed, Ademco Expanded and Contact ID Formats. Handles up to 3 SmartLink independent systems (Can accommodate more upon request) including Line Receivers (SCUs), SmartWire and SmartLine Master control Interfaces. and up to 1,000,000 recipients (pagers, mobile phones, DECT handsets or e-mail addresses), 10,000 Groups (with any combination of recipients) and 10,000 individual client coded devices including Medi-Call units, SmartWire call points, SmartLine wireless devices etc.</p>
4.02	SLFS EMM RC	Smartlink 3 x Fusion Controller – Rack Mount  <p>"As above but in a robust rack mount casing"</p>
	FS REPORT FS USER UP FS EMAIL FS TAP FS ALCATEL FS AUSTCO FS GEN FS KIRK 5-15 FS KIRK 6-60 FS NEC FS SCRIPT FS REMINDER FS ADM FS POCSAG FS SPECTRALK FS SPECTRA CON	Smartlink Reporting interface User Upgrade Interface (Sold individually) Email Interface Tap Interface Alcatel 4400 interface Austco PRI Interface Generic input interface Kirk Dect 500/1500 interface Kirk Dect 600/6000 interface NEC IP Dect Interface Various fire, nursecall interfaces Reminders Functionality Alarm Interface (Required when using SL-ADCM) Required when Pocsag transmitters are used SpectraLink Interface - Standard with 8 contacts SpectraLink - 8 Additional contacts

4	MONITORING/MESSAGING SOFTWARE
----------	--------------------------------------

4.03	SWXP MKII	SmartWatch XP MKII Windows based monitoring/paging software & dongle (single user license as standard)
-------------	------------------	---



SmartWatch XP MKII is the newly released extensive revision to the popular SmartWatch XP monitoring and messaging software. One of the major improvements of SW XP MKII is it's ability to send repeat alarm messages regardless of current alarm status as it appears on the "SmartLink Alarm Calls" window. Activating an existing alarm listed on the "SmartLink Alarm Calls" window will cause the date and time stamp to be refreshed until cancelled or processed. This new, greatly enhanced feature now allows the user to receive new alarms every time an existing single alarm is activated.



Other New Features:

- New Secure Web server and interface employing SSL support (HTTPS) including a CRG utility for certificate generation
- KIRK 1500 and Spectralink support for extra status levels, acknowledging, escalating and cancelling alarms
- Support for KIRK 3000 outgoing SMS interface
- TAPI support for PBX Gateway
- New WCTP client
- New SNPP client and server
- Messaging statistics available to all users regardless of license
- Improved reporting performance in date-ranged reports
- Encrypted user passwords in database for higher security
- Added Windows XP Service pack 2 to CD
- Updated message status screen to show new status levels and details on one screen
- Combined Active Escalation and Message Status screen
- Improved port tracing performance
- UNICODE support for SQL database
- Support for restore/backup of large databases
- More comprehensive logging available for generic input gateways
- Changes to pre-sets in pocsag gateway for new transmitters

ITEM	PRODUCT CODE	PRODUCT NAME & DESCRIPTION
4		MONITORING/MESSAGING SOFTWARE (continued...)

4.04	SWXP	SmartWatch XP Windows based monitoring/paging software & dongle (single user license as standard)
------	------	---



"NO LONGER AVAILABLE FOR SALE"

Only supported for service, interface additions and resupply of lost or damaged existing software.

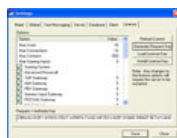
4.05	SWXP-U10	Upgrade to 10 multiple terminal/user license
------	----------	--

10 user license allowing 10 simultaneous operating user PC connections.

4.06	SWXP-U50	Upgrade to 50 multiple terminal/user license
------	----------	--

50 user license allowing 50 simultaneous operating user PC connections.

4.07	SWXP-INT	Additional SmartWatch XP interfaces (sold per individual interface)
------	----------	---



Used to increase capacity of the standard features, enable additional features and functions or interface to third-party equipment and systems.

- Alarm & Fire panel monitoring (AIM and/or Generic In)
- Voice prompted PBX interface
- TNPP In & Out (for inter-system networking)
- E-mail In & Out
- Nursecall interfaces (Austco, CallGuard, DigiAlert, Dukane, Gladstone, Jeron, Medicom, Sedco, SpiderAlert, Responder IV, Tek-Tone, Vitalcall, Wescom, Zettler)
- DECT interfaces (Kirk, Alcatel, Spectralink)
- Remote LED display signs
- GSM SMS (Short Message Service)
- Web interface (paging via Web)
- Gaming machine interfaces

Contact SmartLink for information on additional interfaces available.

Note: Computer, printer and inter-connecting cables NOT included (supplied upon request).

Hardware (Computer) Requirements



The Server component of the monitoring software requires the following (can be a stand alone system without additional client computers):

- Pentium III 850 MHz

Each Server can handle up to 10,000 client computers (via TCP/IP). Each client computer must have at least 64MB RAM, 80 MB free Hard Disk space and a network card.

Important: Do NOT use USB to serial port expansion devices to extend the number of serial ports. It is strongly recommended that you use a SmartLink certified PCI serial port expansion card to prevent possible incompatibilities. Please contact SmartLink for further information.

Software Requirements















Any one of the following operating systems:








- Windows NT 4 with at least Service Pack 6 installed




Hard-copy reports can be generated using a standard spreadsheet program capable of importing files formatted with Tab Separated Values (e.g. Excel) via a printer.








Important: TCP/IP support MUST be installed for remote access to the Server via a Client.






ITEM	PRODUCT CODE	PRODUCT NAME & DESCRIPTION
5	MONITORING EQUIPMENT	
5.01	SCU2	Line Receiver Control Unit
 <p>Line receiver card with 2x16 character LCD Display for alarm monitoring and configuration complete with 12VDC 3.5A plug pack. 32 hard-wired inputs. Accepts Ademco High Speed , Expanded and Contact ID formats. Stores and buffers up to 100 calls. Dual Relay Outputs (C, NO, NC) that activate on Incoming Alarms and Communication Failure. RJ11, 2-wire analogue extension for PSTN & PABX access. Separate RS232 and RS485 communication ports.</p>		
5.02	SPMS (112-039)	SmartPage Messaging System (Stand alone master messaging encoder system)
 <p>Stand alone direct paging and messaging system. Can directly connect any two SmartLink systems (Telephone based, Wireless or Hardwired) for instant paging and messaging on incoming alarms. Incorporates a printer port for direct connection to most serial printers or any computer Hyper terminal for logging events. Incorporates miniature LCD screen for viewing incoming and outgoing traffic with optional buzzer on incoming alarm events. Includes programming software package for quick and easy setup. Has ability to group pagers, set up Escalations, and repeat paging with numerous cap codes. Can be connected to a large range of paging transmitters.</p> <p>NB: SmartPage programming software must be registered with SmartLink International before becoming operational.</p> <p>Note: Transmitter, Pagers and Remote Display NOT Included.</p>		
5.03	SLIS	SmartLine Interface System (Wireless Nursecall & Wireless Devices Lan interface etc.)
 <p>Fully integrated wireless interface for independent communications of all SmartLink's existing wireless devices (except dementia). Accepts up to 500 individual wireless devices. Master Controller directly connects to all SmartLink monitoring software (SW XP, SL2002, SL-4 & SLNT) via RS232. Includes Master Controller, keypad/LCD programmer and 12VDC 500mA plug pack. At least one external receiver (100-GRX) is required, but additional receivers can be added for cellular reception type network to increase coverage (up to 200 receivers) across a 4-wire cable bus.</p>		

ITEM	PRODUCT CODE	PRODUCT NAME & DESCRIPTION
5 Smartlink "Wander-Alarm" Dementia Wandering System		
5.04	WAN-DW-KIT	Wander-Alarm Doorway KIT  <p>Alarms when a person wearing a Bracelet/Wristwatch comes within 2 - 4 meters of sensor and opens the door.</p> <p>Includes: 1x Doorway Master Sensor 1x Doorway Controller/Sounder 1x 12VDC Plug Pack 1x Reed Switch</p>
5.05	WTCH-001	Wander-Alarm Wristwatch  <p>Non-stigmatising and age appropriate. Wearer doesn't feel different to other people. Replaceable battery. Totally waterproof - can be worn in the shower or bath. 6 month battery life - when the battery is running low the LED light on the Wristwatch will flash. This lets you know that it is time to fit a new battery.</p>
5.06	TAG-W-002	Wander-Alarm Bracelet  <p>Standard Wander-Alarm Bracelet. Totally waterproof - can be worn in the shower or bath. Includes strap. 12 month non-replaceable battery - when the battery is running low the LED light on the bracelet will flash and the speaker will beep occasionally. This lets you know that it is time to fit a new Bracelet.</p>
5.07	BND-344-11	Standard Strap (Pack of 10)  <p>Standard soft strap Continuously adjustable</p>
5.08	BND-460-50	Extra Strong Strap (Pack of 10)  <p>Extra strong strap Continuously adjustable</p>
5.09	MB-001	Wander-Alarm Doorway Master Sensor  <p>Detects when a person wearing a Bracelet/Wristwatch comes within 2 - 4 meters of sensor. Includes: 1x Doorway Master Sensor</p> <p>Requires 12VDC Provides a 1 second momentary contact closure when triggered</p>
5.10	SB-001	Wander-Alarm Doorway Slave Sensor  <p>Slave Sensors enables a doorway to be monitored without a reed switch or PIR on the door. Master Sensor (above) goes inside doorway on ceiling, and slave sensor goes outside doorway on ceiling/leave. Includes: 1x Doorway Slave Sensor</p>
5.11	DCS-003	Wander-Alarm Doorway Controller/Sounder  <p>Provides audible alarm at doorway when Bracelet/Wristwatch is detected. Alarm is reset by pressing reset button. Includes: 1x Doorway Controller/Sounder 1x 12VDC Plug Pack</p> <p>Provides clean contact output for integration with other systems. Includes separate reset input for connection to other systems or keypad.</p>
"Wander-Alarm" Driveway		
5.12	WD-DV-001	Wander-Alarm Driveway Sensor  <p>Detects when a person wearing a Bracelet approaches a driveway or gate. Detection zone is a 6m radius around driveway sensor. Solar powered - requires no cabling. Requires Wireless Receiver LOC-RX-002 (shown below).</p>
5.13	RX-002	Wander-Alarm Wireless Receiver for Driveway Sensor  <p>Displays Wander-Alarms from up to 4 driveways. Provides audible alarm and shows which driveway has been triggered. Provides 1x global clean contact output (activates when any driveway is triggered). Driveway alarm is reset by pressing reset button on Wireless Receiver. Includes: 1x 12VDC Plug Pack</p>
Mini-Care Dementia "Wander Alarm" Proximity Sensor KIT		
5.14	SLMB-007	Mini-Care Dementia "Wander Alarm" Proximity Sensor KIT  <p>Works opposite to existing units. Detects when a person wearing a Bracelet/Wristwatch has left the area (Approx 8 Mtrs). Includes: 1x Doorway Master Sensor 1x 12VDC Plug pack 1x Standard Wander-Alarm Bracelet</p> <p>Provides 1 second momentary contact closure when triggered for interface into any 3rd party devices - Medi-Alarm, Nurse call, Wireless radio transmitters etc. (Compatible with both standard & watch pendant). Suitable for stand alone home dementia and or individual dementia specific wards.</p>

ITEM	PRODUCT CODE	PRODUCT NAME & DESCRIPTION
5.15	SWD	SmartWalk Dementia System - NB: Not the latest RFID technology as "Wander-Alarm" above  <p>Dementia wandering patient alarm system. Unlimited users per door. 16VAC 12VDC. Includes door responder (200KHZ at 1-10ft adjustable), reed switch and 16VAC 1.5A plug pack. Interfaces to other SmartLink products.</p> <p><i>Note: Patient Wrist Transmitter (SWD-PET) NOT included.</i></p>
5.16	SWD-PET	Patient Wrist Transmitter  <p>Transmitter and lockable strap for SmartWalk Dementia Wandering System (SWD).</p>
5.17	SWD-PET-BAND	Patient Wrist Transmitter bands (straps) <p>Pack of 10 lockable straps for Patient Wrist Transmitter (SWD-PET).</p>
5.18	SIM	SmartLink Interface Module  <p><i>SIM Controller Interface required also.</i> 32 hardwired inputs, interfaces with SmartLink's monitoring software for hard-wired supplements (conversion of existing hard-wired systems). Network (expandable to 63) for 2016 available hard-wired inputs. Selectable mode address and communication rate. 11-16VDC operation, either opto-isolated or dry contacts.</p>
5.19	SIM-C-INT	SIM Controller Interface  <p><i>Required with SIM units.</i> Handles addressable RS485 inputs to RS232 for serial computer communication. Selectable baud rates (1200 to 9600 baud). Includes software enabled on SmartLink 2002/SmartWatch XP and RS485 to RS232 converter. Only one SIM Controller Interface is required for up to 63 SIM (SmartLink Interface Module) units.</p> <p><i>Note: Refer to SmartLink for previous MS-DOS based monitoring software controller card.</i></p>
5.21	SPS	SmartLink Paging System  <p>Used for stand alone hard-wired system. 32 inputs. Sends alarm events to pagers via a transmitter. C275 Supports POCSAG Alphanumeric messages. 11-16V DC operation DB9 connector.</p> <p><i>Note: Paging transmitter required (not included).</i></p>
5.22	RESPABX	2-Line 6-Extension PABX system  <p>Mini PABX system with 2 lines and 6 extensions. Used for internal monitoring of small installations etc.</p>
5.23	RS232-xxx	RS232 to RS485 converter <p>Extends RS232 communication over long distances using RS485.</p> <p>LED Extends the RS232 link between a LED display and SmartWire MKII system up to a distance of 1.2km. Maximum of 32 LED displays may be controlled by single converter. Includes one RS232-RS485 converter.</p> <p>SCU Extends the RS232 link between an SCU2 and Monitoring PC up to a distance of 1.2km. Allows max of 16 SCU2 units to be connected by single converter. Includes one RS232-RS485 converter and 12V regulated supply.</p>  <p>Extends RS232 link between any two devices communicating via RS232 up to a distance of 1.2km. Primarily designed to connect Fire panels to Monitoring software using Generic In interface. Includes two matched RS232-RS485 converters with two regulated power supplies.</p>

ITEM	PRODUCT CODE	PRODUCT NAME & DESCRIPTION
5.24	DPP-01	Dementia Patient Profiler and Monitoring System  <p>Includes - Wall controller (DPC-01), Relay Module Controller (DPR-01), Profiler Software (DPS-01) (DPS-01 software sold separately and required per site installation). Incorporates 5 programmable inputs with output relays (selectable 1 to 999 sec) plus one AND / OR logic output relay. Inputs and outputs individually controlled (out of bed, incontinence, light switching etc..) all automatically restoring when input 1 reset by returning to normal state (back in bed etc.). Dual Day and Night programmable time zones.</p> <p>Note: Wall controller (DPC-01) is also available in surface mount.</p>
5.25	DPS-01	Dementia Patient Profiler Software (Windows Based)  <p>Compatible with Win 98, 2000, XP. Connects to DPP-01 via DB9 serial connector. Upload data and view or program for variable profile history and or setting changes. Site dependant per computer. Only required one per site regardless of how many DPP's used.</p> <p>NB: This software will run in Demonstration mode for 30 openings (Loads) only. After this time, the software must be purchased and enabled from SmartLink International with a special security code or the software will automatically shut down permanently until this code is entered.</p>
5.26	MCU	Modem Receiver Control Unit  <p>Modem line-card receiver. Accepts Ademco High Speed, Expanded and Contact ID formats as DTMF signals. 2-wire analogue extension for PSTN & PABX access. Includes 9VDC plug pack.</p> <p>Important: Modem has no storage & buffering capability, receiver fail or receiver watchdog facilities.</p>

ITEM	PRODUCT CODE	PRODUCT NAME & DESCRIPTION
6		SMARTWIRE MK II NURSECALL
6.01		Call Points <div>  <p>Call Points With Patient Cord Sockets (Type A, Intelligent, addressable call points)</p> <p>100-543 Staff Assist Call & cancel (Type A, intelligent addressable)</p> <p>100-542 Patient Call & cancel (Type A, intelligent addressable)</p> <p>100-541 Nurse Presence & cancel (Type A, intelligent addressable)</p> </div> <div>  <p>Call Points Without Patient Cord Sockets</p> <p>NOTE: When ordering please advise label type (listed below)</p> <p>100-545 Type A, Intelligent, addressable call point without patient cord socket</p> <p>100-544 Type B, non-intelligent call point without patient cord socket</p> <p>440-381 Patient Call & cancel (standard)</p> <p>440-382 Emergency Call & cancel</p> <p>440-412 Staff Assist Call & cancel</p> <p>440-381H Patient Call & cancel (Horizontal)</p> <p>440-383 Nurse Presence & cancel</p> </div>
6.02	SW-SP	Shower pull switch <div>  <p>Ceiling/wall mount, reassurance light, connects to type A or C points, derives cancel facilities from call point connected to it. Requires Type B or additional switch to cancel call at location.</p> </div>
6.03	SW-PP	Patient push-set <div>  <p>Connects directly to type A or C call points, generates call if removed or unplugged. Call cancelled at Type A or C call point.</p> </div>
6.04	SW-PP-4M	Patient push-set with 4 metre cord <p>As per SW-PP except with 4 metre cord.</p>
6.05	SW-PP-L	Patient push-set with light button <p>As per SW-PP except with additional button on handset for turning on lights.</p> <div>  </div>
6.06	100-546	Nurse Call Sounder <div>  <p>Intelligent sounder can be located anywhere along the main bus. The sounder monitors data on the bus and beeps according to the highest priority alarm.</p> </div>
6.07	100-547	Nurse Call Door Lamp <div>  <p>Lamps can be wired directly to a Type A Call point. A single lamp is capable of displaying the appropriate Green, Amber and Red light conditions depending on the type of call.</p> </div>

ITEM	PRODUCT CODE	PRODUCT NAME & DESCRIPTION
6.08	100-548	Nurse Call Master Controller
	Master Interface for connecting to SmartWire Nurse Call bus to computer via RS232. Accepts 240 individual call points (Type A, intelligent). Maximum of 4 masters per software installation (960 individual type A & C points maximum). Stores up to 240 call point descriptions. Includes an output port for driving a LED display.	
6.09	100-549	Nurse Call Display Controller
	Display Controller interface stores messages for LED displays. Can be positioned anywhere along the main bus to zone LED displays. Stores up to 240 call point descriptions.	
6.10	105-689	Line Booster
	Line Booster for SmartWire MKII hard wired nurse call system. Reduces the effects of system capacitance on bus communication by reducing signal rise times. Recommended for use on large systems where the maximum component count has been exceeded and capacitance becomes an issue.	
6.11	100-820	Wireless Receiver for SmartWire MKII Hardwired Nursecall
	Wireless receiver overlay with ability to accept unlimited wireless pendants into a single hardwired call point or 40 unique wireless pendants into a single hard wired call point for wireless additions, interface of external devices or wireless duress locations.	
7	PAGING TRANSMITTERS & RECEIVERS	
7.01	FS IN5 M	Intelpage 5W TX INTELPage 5 – Desktop VHF/UHF*
	High quality POCSAG transmitter rated at 5 Watts transmitting on 148.3375 MHz (available in 148-174 MHz <i>VHF</i> & 450-470 MHz <i>UHF</i>). Provides good coverage for small-medium size installations. Adjustable switches allow unit to be interfaced with almost any piece of paging equipment. Unit comes with 12V power supply, plastic wall mount bracket, antenna with 90° adaptor and communication cables. <i>Recommend use with TX ANT 3db paging antenna.</i>	
7.02	FS IN5 R	INTELPage 5 – Rack Mount VHF/UHF*
	"As above" but in Rack mount casing. High quality POCSAG Rack mount transmitter rated at 5 Watts transmitting on 148.3375 MHz (available in 148-174 MHz VHF & 450-470 MHz UHF). <i>A licence for some transmitters may be required, depending on the output power. Enquiries should be made to the Australian Communications Authority.</i>	
7.03	TX ANT	Paging antenna (flexible)
	Connects to 4 Watt paging transmitter, suitable for most sites.	
7.04	TX ANT 3db	Paging antenna
	Monopole external mount antenna. <i>Recommended for use with 5W transmitter (TX5w).</i>	
7.05	BRAVO	Bravo Br 802 alphanumeric radio pager
	Bravo 4-line scrolling pager. With Vibrate and Melody alert. 148.3375 MHz or selectable. Up to 40 inbox messages and 20 saved slots for messages.	

ITEM	PRODUCT CODE	PRODUCT NAME & DESCRIPTION
7	PAGING TRANSMITTERS & RECEIVERS (continued...)	
7.06	LED-DEC-W07	Remote Display Wireless Decoder
 <p>Wireless POCSAG decoder for Wirelessly integrating SmartLink's Fusion, Smartpage and or monitoring software systems to a remote site without the need for cabling. Compatible with Smartlite addressable and non-addressable LED displays. Capable of connecting 4 LED displays at a remote location anywhere within the paging transmitters coverage area (Total cable distance combined connecting LED's to the remote unit W07 is 20 metres using the RS-232 port connections and or multiple signs daisy chained up to 200 metres through the RS485 port). NB: Wireless Decoder W07 allows programming of alternate key words and CAP codes via 4 button menu system. Other features include, 2 relay outputs (1A max each), improved audio and visual alerts. Unit also available in 450 MHz on special request.</p>		
7.07	SSADR-50-16	SmartLite addressable LED display - "Single Sided" - NB: Use SS-50-16 if non-addressable required
 <p>Single Sided 3-colour (red, amber & green) remote LED addressable display compatible with Remote Display Wireless Decoder (LED-DEC) and SL-ADCM (Addressable Display Control Module). 14 character fixed capacity and automatic scrolling for extended character display purposes. Comes complete with mounting hardware to suspend unit from ceiling. The unit also features an integrated audio amplifier and speaker. NB: Use product code SS-50-16 for any older non-addressable systems already out in the field (Approx 4 years)</p>		
7.08	DSADR-50-16	SmartLite addressable LED display - "Double Sided" NB: Use DS-50-16 if non-addressable required
 <p>Double Sided 3-colour (red, amber & green) remote addressable LED display compatible with Remote Display Wireless Decoder (LED-DEC) and SL-ADCM (Addressable Display Control Module). 14 character fixed capacity and automatic scrolling for extended character display purposes. Comes complete with mounting hardware to suspend unit from ceiling. The unit also features an integrated audio amplifier and speaker. NB: Use product code DS-50-16 for any older non-addressable systems already out in the field (Approx 4 years)</p>		
7.09	SL-ADCM	Addressable Display Control Module
 <p>ADCM is an Addressable Display Controller Module that can be used to drive the Smartlite Remote LED displays for all smartlink alarms on the one RS484 bus. Being a computer based unit it can also provide individual addressability (Up to 30) and local alert sounds on each sign with no extra audio cabling required. The ADCM operates from the TAP output on SmartWatch XP. The unit is also fully programmable for extra alternate key words (Up to 30) for interfacing into other 3rd party products like fire panels etc. NB: Ensure only "Addressable" Smartlite remote LED displays are used with unit.</p>		
7.10	NBSP-1	NBSP-1 – Nurse call out of bed mats
Nurse call out of bed mats		
7.11	EFM/G	EFM/G – Nurse call heavy duty large out of bed mats floor mats.
Nurse call out of bed mats - Heavy duty large floor mats		
8	POWER SUPPLIES	
8.01	UPS 530/1500	Emergency back-up power supply
1500VA, 950W Uninterrupted Power Supply (UPS). Supports monitoring terminal for approximately 4 hours on standby.		
8.02	PS 5	12V DC 2A Switch Mode Regulated power supply
2 Amp Switch Mode Regulated 12 Volt DC power supply for line receiver control unit (SCU) and 4 Watt transmitter etc.		

Notes:

1. Larger, export based one-time shipments subject to a further discount by negotiation.
2. To the best of our knowledge, the information contained in this document is correct at the time of print. SmartLink International Pty Ltd reserve the right to make changes to the features and specifications at any time without prior notice in the course of product development.

Warranty Statement

This Ness Corporation product warranty offers the customer peace of mind and protection and is in addition to other rights and remedies of the consumer under a law relating to goods of the type covered by this warranty.

Unless otherwise specified, the warranty period against defects for products manufactured or supplied by Ness Corporation / Smartlink division shall be two years from the date of purchase.

To make a warranty claim, the product should be returned to Ness Corporation / Smartlink Division; details of which appear below. The product must be returned with the installer's fault report clearly stating the company name and contact details of the purchaser, the date of purchase, product serial number/s (if any), the original invoice number and a detailed fault description.

The product can be returned in person, by mail or by courier at the customer's expense. Ness Corporation will not be liable for the cost of removal, re-installation or transportation.

Products deemed faulty will be repaired or replaced at Ness Corporation's discretion free of charge but no responsibility is accepted for products subjected to misuse nor is responsibility accepted for consequential costs. A specific exception to our product warranty relates to damage caused by lightning strike or power surge to equipment connected directly to phone lines. Repair or replacement charges will apply in respect of such damage.

Our goods come with guarantees that cannot be excluded under the Australian Consumer Law. You are entitled to a replacement or refund for a major failure and for compensation for any other reasonably foreseeable loss or damage. You are also entitled to have the goods repaired or replaced if the goods fail to be of acceptable quality and the failure does not amount to a major failure.

The complete Ness Corporation Terms and Conditions are contained in this price list.

Contact Us



A DIVISION OF  CORPORATION

SMARTLINK INTERNATIONAL

A division of Ness Corporation Pty Ltd ABN 28 069 984 372

SMARTLINK Division, Ness Corporation
Unit 4 / 56 Norcal Road Nunawading VIC 3131 Australia

Smartlink service enquiries to Ph: 03 9875 6400 Fax: 03 9875 6422 Email: smartlink@ness.com.au
www.smartlink.com.au / www.ness.com.au

General Terms and Conditions

IN CONSIDERATION OF Ness Corporation Pty Ltd ABN 28 069 984 372, (hereinafter referred to as "the Company") providing commercial credit facilities to the party completing the application (hereinafter referred to as "the Customer") annexed to these conditions:-

- (i) The Customer acknowledges and agrees that the following applies to and forms part of any contract for the supply of Goods and / or Services by the Company and that these General Terms and Conditions take precedence over any terms and conditions which may be contained in any document provided by the Customer. Any request from the Customer to the Company for the supply of Goods and / or Services shall constitute acceptance of these general terms and conditions.
- (ii) The Customer hereby charges in favor of the Company all its estate and interest in any land and in any other assets, whether tangible or intangible, freehold or leasehold, in which it now has any legal or beneficial interest or in which it later acquires any such interest with payment of all monies owed by the Customer and consents to the lodging by the Company of a caveat or caveats which note its interest in or over any such land or other caveatable property;
- (iii) The Customer acknowledges that where the Customer consists of more than one party or entity, liability shall be joint and several.

TERMS

These terms and conditions, including any Credit Limits set by the Company, are effective from the date of acceptance by the Customer and may be amended or superseded from time to time by notice given by the Company by any means. Unless or except specifically excluded herein, the Company and the Customer retain any rights and remedies available to them in any prior or pre-existing agreement.

"Collateral" and/or "Goods" shall mean all goods and/or services supplied by the Company to the Customer, or ordered by the Customer but not yet supplied, and includes goods described on any quotation, invoice, purchase order or any other document including any recommendations and advice and over which the Company may intend to register a Security Interest.

"Price" shall mean the cost of the Collateral as referred to in the Company's price lists, invoices, prepared quotes and / or specific arrangements and shall be subject to change from time to time without notice.

1. JURISDICTION

- a. This agreement shall be construed in accordance with laws of the State of New South Wales and, where applicable, The Commonwealth of Australia and the Customer submits to the non-exclusive jurisdiction of the courts of New South Wales.
- b. The Company shall have exclusive right to nominate the Court in which any legal action is to be commenced and conducted.

2. PERSONAL PROPERTY SECURITIES ACT 2009 (PPSA)

- a. The Customer grants and the Company may register on the Personal Property Securities Register, a security interest in all and any sale of Collateral under this agreement, including but not limited to intellectual property and all other present or after-acquired property.
- b. The Customer warrants that all purchases under this agreement are for commercial purposes only and, accordingly, the provisions of the Consumer Credit Act will not apply.
- c. The Customer and the Company agree to contract-out of the PPSA in accordance with section 115 of the PPSA to the extent that the section applies for the benefit of, and does not impose a burden on, the Company. The Customer waives its right to receive a copy of any Financing Statement or any Financing Change Statement registered by the Company in respect of the security interest created by these terms and conditions.
- d. The Customer agrees to execute any documents, provide all relevant information and co-operate fully with the Company to ensure that the Company has a perfected security interest in the personal property charged and, if applicable, a Purchase Money Security Interest (PMSI).
- e. The Customer agrees to notify the Company of any change in the Customer's structure or management including any sale or disposition of any part of the business of the Customer, any change in directorships, shareholders or management or change in partnership or trusteeship 7 days prior to any such change taking effect.
- f. The Customer agrees that, until all monies owing to the Company are paid in full, it shall not sell or grant any other Security Interest in the Collateral.
- g. The Customer agrees to reimburse the Company for all costs and/or expenses incurred or payable by the Company in relation to registering, maintaining or releasing any financing statement or any other document in respect of any security interest under this agreement.

3. THE COMPETITION & CONSUMER ACT 2010

- a. The warranties, rights and remedies of the Customer as outlined in the Competition & Consumer Act 2010 are not intended to be compromised as a result of anything contained in these terms and conditions, except to the degree permitted by the Act.

4. PAYMENT TERMS

- a. At the Company's sole discretion, a deposit may be required prior to any supply.
- b. Credit Account Customers are required to pay all amounts for purchases, in full and with no deduction or set-off, no more than 30 days from the end of the month during which any given purchase is made.
- c. In the event of a dispute, the complete undisputed portion of the account must be paid in accordance with the Payment Terms.
- d. Should it be considered necessary by the Company to incur legal and/or any other expenses, including any such expenses to any debt collection agency, in obtaining, or attempting to obtain, payment for any amount due by the Customer, the Customer shall be liable for all such expenses. The Customer acknowledges that those expenses may be calculated on a commission basis at a percentage rate of up to 25% of the amount due and expressly agrees to pay those expenses irrespective of the amount of work actually performed by the agency.
- e. Amounts received by the Company may be applied first against interest, charges and expenses.
- f. Interest on overdue amounts may be charged at a rate of 1.50 % per calendar month or part thereof and the Customer shall be liable for, and expressly undertakes to pay, all such interest.
- g. Any payment made by or on behalf of a Customer which is later avoided by the application of any Statutory Provision shall be deemed not to discharge the Customer's indebtedness and, in such an event, the parties are to be restored to rights which each respectively would have had if the payment had not been made.
- h. The Customer shall be liable for, and expressly undertakes to pay, all fees (including an Administration Fee in an amount to be set from time to time by the Company) for all costs incurred as a result of any cheque or electronic banking transaction being dishonoured for whatever reason.

5. DELIVERY

- a. The Company shall not be liable for any loss or damage, including consequential loss or damage, arising from delay in delivery or failure to deliver Collateral, either whole or in part, due to circumstances beyond its control.
- b. The Company's obligation to deliver shall be discharged on arrival of the Collateral at the Customer's nominated delivery destination or nominated agent or carrier. If the Customer is unable or unwilling to accept physical delivery of the Collateral when the Collateral is ready for delivery, the Company shall be entitled to charge a fee for any delay suffered, or to arrange for storage of the Collateral at the risk and cost of the Customer including all transportation, storage and other consequential costs.
- c. If the Company does not receive forwarding instructions sufficient to enable it to despatch the Collateral within 14 days of notification that they are ready the Purchaser shall be deemed to have taken delivery of the Collateral and the terms of payment shall apply from such date.
- d. The Company reserves the right to deliver by instalments. If delivery is made by instalments the customer shall not be entitled:
 - (i) to terminate or cancel the contract; or
 - (ii) to any loss or damage howsoever arising for failure by the Company to deliver any instalments on or before the quoted date.

6. DEFECTS

- a. The Customer shall inspect the Collateral upon delivery and will, within 48 hours, notify the Company of any defects, short deliveries or any failure to fulfil any quotation or order.
- b. The Customer will, within a reasonable time following delivery, grant the Company access to the Collateral in order to inspect for any alleged defects.
- c. Should the Customer fail to notify the Company within the specified period then the Collateral shall be deemed to be in compliance with the order and free from any defect whatsoever.

7. WARRANTY

- a. The Company warrants that Collateral supplied shall be of merchantable quality.
- b. The Company does not warrant that any Collateral is fit for a particular purpose and, except or unless otherwise stated herein, warranties relating to title, defects or conformity of the Collateral are expressly excluded.
- c. The Collateral shall have the benefit of the Company's product warranty as detailed on the Company's web site.
- d. The Collateral comes with guarantees that cannot be excluded under the Australian Consumer Law. The customer is entitled to a replacement or refund for a major failure and for compensation for any other reasonably foreseeable loss and damage. The customer is also entitled to have the Collateral repaired or replaced if the Collateral fails to be of acceptable quality and the failure does not amount to a major failure.

General Terms and Conditions (continued)

8. RETENTION OF TITLE

- a. Title in all the Collateral supplied shall remain vested in the Company and shall not pass to the Customer until all monies owing to the Company by the Customer together with all collection, repossession and / or legal costs incurred, have been paid in full. Until title passes to the Customer, the Customer acknowledges that these conditions create, in the Company's favour, a PPSA purchase money security interest in the Collateral and any proceeds of their sale.
- b. The Company shall retain an equitable interest in the Collateral, whether separate or co-mingled or accessioned, which shall be stored in such a manner as to be clearly identifiable as the property of the Company, until title has passed to the Customer and further, upon re-sale of the Collateral by the Customer, the Company shall have the right to trace any proceeds of sale to the extent that they relate to its Collateral which are incorporated.
- c. If payment has not been received, the Customer will transfer to the Company all of its rights in respect of the sale price.
- d. The Company may demand at any time until title has passed to the Customer that the Customer returns the Collateral or any part of them.
- e. In the event that the Customer defaults in the payment of any monies owing, the Company and its employees or agents shall have the right to enter without notice upon the Customer's premises or any other premises where the Collateral is known to be stored to repossess the Collateral and for this purpose the Customer shall grant reasonable access rights and the Company, its employees or agents shall be entitled to do all things required to secure repossession.

9. RISK

- a. Notwithstanding Retention of Title provisions as per clause 8 hereof, the risk in Collateral purchased shall pass to the Customer upon delivery to the Customer or its agent or a carrier nominated by the Customer.
- b. If any of the Collateral is damaged or destroyed prior to the title passing to the Customer, the Company is entitled, without affecting any other rights and remedies under any agreement, to any insurance proceeds payable for the Collateral.

10. CANCELLATION

- a. The Company may cancel the delivery of Collateral at any time before delivery by giving notice to the Customer by any means.
- b. The Company shall not be liable for any loss or damage, including any consequential loss or damage, arising from such cancellation.
- c. The Customer may cancel the delivery of Collateral at any time before delivery by giving notice to the Company by any means.
- d. In the event that the Customer cancels delivery of Collateral, the Customer shall be liable for any costs incurred by the Company up to the time of the cancellation including, but not limited to, any re-stocking fees incurred by the Company.

11. LIMITATION OF LIABILITY

- a. The liability of the Company to the Customer for any reason related to the performance of Goods under this agreement shall be limited to the replacement or repair of the Goods or the amount paid or payable by the Customer in respect of the particular Goods.
- b. Where the customer is not a consumer for the purpose of the Australian Consumer Law and except where conditions, warranties and rights implied by the Competition and Consumer Act 2010 (the Act) cannot be excluded and subject always thereto, representations, promises, statements, warranties and conditions regarding any Collateral or services supplied by or on behalf of the Company are expressly excluded. The Company shall not be liable for any loss or damage whatsoever and however arising whether direct, indirect or consequential or in respect of any claim, whenever and however made, for any loss or damage, deterioration, deficiency or other fault or harm in the goods manufactured, work executed or services provided by or on behalf of or in any arrangement with the Company or occasioned to the Customer or any third or other party or to his or their property or interest and whether or not due to the negligence of the Company its servants or agents.
- c. The Company shall not be liable in any circumstances for any:
 - (i) defects or damage caused in whole or in part by misuse, abuse, neglect, electrical or other overload, non-suitable lubricant, improper installation repair or alteration (other than by the Company) or accident;
 - (ii) any transport installation removal labour or other costs;
 - (iii) Collateral not manufactured by it however the Company will endeavour to pass on to the Customer the benefit of any claim made by the Company and accepted by the manufacturer of such Collateral under a warranty given by the manufacturer provided that nothing contained in this subparagraph shall limit the rights of the Customer to proceed against the Company pursuant to the Act;
 - (iv) technical advice or assistance given or rendered by it to the Customer whether or not in connection with the manufacture construction or supply of the Collateral for or to the Customer provided always that the Company has rendered such services with the care and skill and that any materials supplied in connection with those service are reasonable for the purpose for which they are supplied.

12. WAIVER

Failure by the Company to insist upon strict performance of any term or condition hereof shall not be deemed a waiver thereof or of any rights which the Company may have and shall not and nor shall any express waiver be deemed to be a waiver of any subsequent breach of any term or condition.

13. INSOLVENCY & DEFAULT

If:

- (a) the Customer makes default in payment due hereunder;
 - (b) a resolution is passed or proposed or a petition is presented or an application filed for the winding up of the Customer;
 - (c) a receiver or receiver and manager is appointed of the property or any part of the property of the Customer;
 - (d) the Customer makes or proposes to make any arrangement with the Creditors;
 - (e) the Customer is placed under official management;
 - (f) execution is levied upon the assets of the Purchaser for an amount in excess of \$1,000.00 and is not within seven days satisfied,
- then and in any such event the Company may at its option withhold further deliveries or cancel the contract without prejudice to its rights hereunder.

14. QUOTATIONS

All quotations, customer assistance, advice, suggestions and support provided by the Company or its staff, by way of discussion, drawings or on site, at the invitation or request by a customer of the Company in respect to product suitability, performance, application, service or warranty, is provided only in relation to NESS products. The Company is not responsible for the suitability or operation of products not supplied or approved by the Company.

Any quotations provided by the Company are based on information provided by the Customer and no responsibility will be taken by the Company as to the suitability of the quoted products for the intended purpose. The Customer is responsible for making individual assessments and verifying that any product quoted is suitable and fit for purpose.

The Customer acknowledges that in providing customer assistance, advice, suggestions or support the Company or its staff are not acting as Security Consultants, Advisors or Installers. The Customer accepts that it has a responsibility to be appropriately licensed in the respective state or territory in which it operates and be sufficiently trained and competent in product installation, programming and maintenance thereof.

15. GENERAL

- a. The Company accepts no responsibility for changes in any law which may affect supply.
- b. Neither the Company nor the Customer shall be liable for any breach of any provision of any contract between them arising from an act of their respective God, natural disaster, terrorism, war or any other, specified or un-specified, occurrence beyond the control of either party.
- c. The invalidity or unenforceability of any provision of these General Terms and Conditions shall not affect the validity or enforceability of the remaining provisions.
- d. The Customer acknowledges that all purchases are made relying solely upon the Customer's own skill and judgment.

The Company is committed to protecting your privacy. Its policy is to comply with the National Privacy Principles for the handling of personal information as set out in the Privacy Act, 1988. In accordance with those principles, and with the Company's Privacy Policy, persons will be given access to their personal information upon request. The Company uses the types of personal information collected, to enable it to supply customers with its products and services and for assessing Applications for Commercial Credit, managing accounts and, if necessary, assessing its risk in, and collecting debts. This information may be disclosed to the Company's associated or related entities, parties related to the Customer's employment (e.g. referees and others as set out in the Privacy Policy) contractors, other credit providers, whether or not an account is overdue and, if necessary, its risk insurers, debt collectors and credit reporting agencies. If all or part of the information requested is not provided, the Company may not be able to consider any application or to provide credit facilities. Customers who have any concerns about the Privacy Policy are requested to direct them to The General Manager, Ness Corporation, 4/167 Prospect Highway, Seven Hills, NSW, 2147.

Additional Terms and Conditions

- 1 **CONDITIONS OF SALE**
All equipment and services provided by SmartLink International are subject to our printed "Terms and Conditions of Sale" which are published in the Ness Corporation Account Application Forms and are reproduced in this price list. Placement of an order with SmartLink International constitutes acceptance of these terms and conditions.
- 2 **PRICING**
Prices are net F.O.B. Melbourne with freight and insurance cost to the account of the purchaser. The Distributor rate refers to quantity purchases (typically 500 units) or where used by approved authorised distributors in conjunction with a SmartLink system project. (Project to be nominated at the time of ordering).
- 3 **PAYMENT TERMS**
Terms are C.O.D. unless other arrangements are agreed in writing. SmartLink International's standard trading terms are 30 days nett from date of delivery with invoice.
- 4 **DELIVERY**
Delivery is subject to prior sales commitments and is therefore subject to confirmation at the time of ordering. Please allow 2 to 4 weeks for project deliveries.
- 5 **RETURNS**
Goods will be accepted for return and subsequent credit if returned in a re-saleable condition within 14 days of purchase and be subject to a 20% restocking fee. SmartLink reserves the right to refuse acceptance of goods returned after 14 days.
- 6 **GST**
The general rate of GST is 10% applicable to all listed prices except for the following items which are GST exempt: - SmartLink Medi-Alarms, pendants, transmitters, inactivity detectors and various accessories when used for medical purposes as defined under GST regulations.
GST will be charged at the prescribed rate of 10% unless the purchaser orders such goods under a GST exemption certificate or shall provide a statement of compliance, which provides for GST exemption.
- 7 **HOUSE BRANDING**
All products are available branded with the OEM or Client's own "House Brand". Such requirement will, however, where multi-colour print or complex artwork is required, incur additional cost and will be subject to viable quantities per supply order.
- 8 **WARRANTY**
The manufacturer's standard 24 month (2 year) factory warranty applies this being the free of charge repair or replacement of goods returned at the customer's cost to the manufacturer or an authorised agent of the manufacturer, such defects being due solely to faulty materials or workmanship deemed by the manufacturer to apply to such returned goods.
- 9 **VALIDITY**
The price list is subject to variation without notice and confirmation is required at the time of purchase unless extended validity has been specifically granted in relation to specific tenders or quotations.
- 10 **TITLE OF GOODS**
SmartLink International does not pass title to goods to the customer unless and until SmartLink International receives full payment without deduction or set-off, and the goods are delivered to the customer upon condition that the customer holds the goods as trustee for SmartLink International until full payment has been effected.
- 11 **SOFTWARE**
SmartLink software will be registered "per site" and shall not be copied for use other than for back-up purposes for registered users.
- 12 **QUALITY**
SmartLink reserves the right at any time to make alterations to the specification, design or construction of goods at its own discretion provided that the goods shall remain of saleable quality and sufficient for purposes nominated.

Bank Details

INFORMATION REQUIRED FOR PAYMENT OF ACCOUNTS BY DIRECT DEPOSIT

Account name: Ness Corporation Pty Ltd
Bank: ANZ Banking Group, 221 Prospect Highway, Seven Hills 2147 NSW, Sydney, Australia
BSB: 012410
Account Number: 837268594
Swift Code: ANZBAU3MXXX

When direct-depositing, please include your Ness ACCOUNT NUMBER, COMPANY NAME and INVOICE NUMBER/s if applicable.