



Freestanding Ranges

FFGF3017L S/W/B

30" Gas



Signature Features

Ready-Select® Controls

Select options or control cooking temperature with our easy-to-use controls.

12,000 BTU Sealed Burner

For responsive cooking when using large pots and pans.

Sealed Gas Burners

Enjoy easier cleanup and a burner that stays looking great.

Black Matte Finish with Cast Iron Grates

A premium finish to complement the durable burner grates.

Product Dimensions

Height (Max.)	47-1/2"
Width	29-7/8"
Depth (Including Handle)	28-1/2"

More Easy-To-Use Features

Low Simmer Burner

Perfect for delicate foods and sauces.

Even Baking Technology

Our latest technology ensures even baking every time.

Extra-Large Window

Our extra-large oven window lets you easily see what's inside.

Hi/Lo Broil Option

Offers two-position broiling and variable temperature control for more control.

Timed Cook Option

Electronic Kitchen Timer

Bright Lighting

Our bright lighting makes it easy to see what's inside.

Manual Clean Oven

Broil and Serve™ Drawer

Attractive Stainless Steel Exterior¹

LP Gas Conversion Option

Available in:

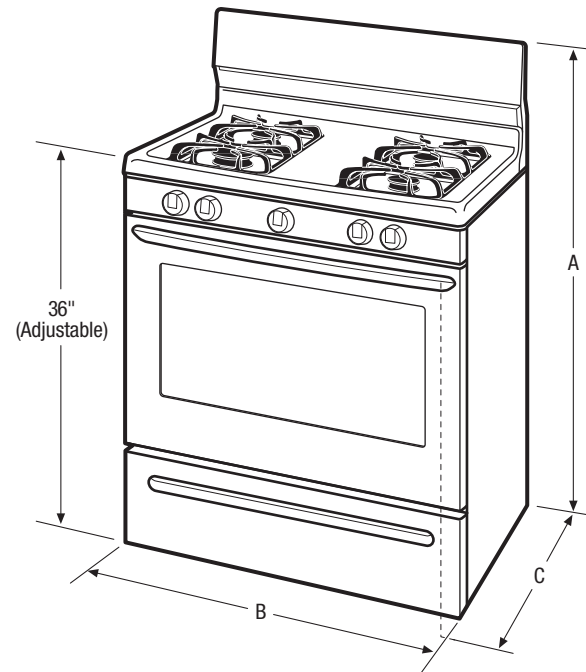
		
Stainless (S)	White (W)	Black (B)

Burners	BTU
Right Front	12,000
Right Rear	5,000
Left Front	9,500
Left Rear	9,500

¹Select model only.

Features	
Oven Control/Timing System	Ready-Select® Controls
Surface Type	Black Porcelain (S), Color-Coordinated Porcelain (W/B)
Sealed Gas Burners	Yes
Grates	Cast Iron with Black Matte Finish
Window	Extra-Large
Exterior Door Finish	Stainless Steel (S), Color-Coordinated (W/B)
Handle Design	Black (S), Color-Coordinated (W/B)
Exterior Finish (Side Panels)	Black (S), Color-Coordinated (W/B)
Convection System	
Oven Cleaning System	Manual Clean
Drawer Functionality	Broil
Oven Controls	
Bake	Yes
Broil	Low and High
Add-a-Minute	
Delay Bake	
Self-Clean	
Quick Clean Option	
Delay Clean	
Kitchen Timer	Yes
Timed Cook Option	Yes
Auto Oven Shutoff	
Cooktop Features	
Right Front Burner (BTU)	12,000
Right Rear Burner (BTU)	5,000
Left Front Burner (BTU)	9,500
Left Rear Burner (BTU)	9,500
Center Extra Zone Burner (BTU)	
Oven Features	
Capacity (Cu. Ft.)	4.2
Oven Light	1
Rack Configuration	2 Standard
Even Baking System	Yes
Broiling System	Vari-Broil™ Hi/Lo
Bake Burner / Broil Burner (BTU)	18,000/18,000
Optional Accessories	
LP Gas Conversion Kit	PN# GRLP3
Specifications	
Oven Interior (H x W x D)	17-5/8" x 24-3/8" x 19-3/4"
Power Supply Connection Location	Left Bottom Rear
Gas Supply Connection Location	Right Bottom Rear
Voltage Rating	120V / 60Hz / 15A
Connected Load (kW Rating) @ 120 Volts ¹	1.8
Amps @ 120 Volts	15
Shipping Weight (Approx.)	150 Lbs.

¹For use on adequately wired 120V, dedicated circuit having 2-wire service with a separate ground wire. Appliance must be grounded for safe operation.



NOTE: For planning purposes only. Always consult local and national electric and gas codes. Refer to Product Installation Guide for detailed installation instructions on the web at frigidaire.com.



Product Dimensions		Cutout Dimensions	
A - Height (Max.)	47-1/2"	Height (Standard)	36"
B - Width	29-7/8"	Width (Min.)	30"
C - Depth (Including Handle)	28-1/2"	Depth (Min.)	24"
Depth with Door Open 90°	46-5/8"		

Accessories information available on the web at frigidaire.com

FRIGIDAIRE

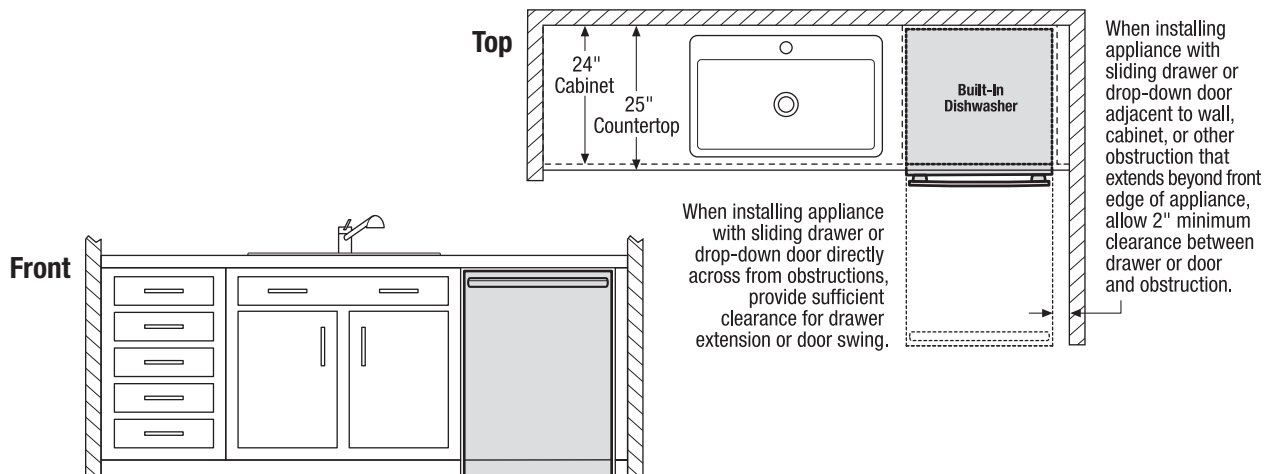
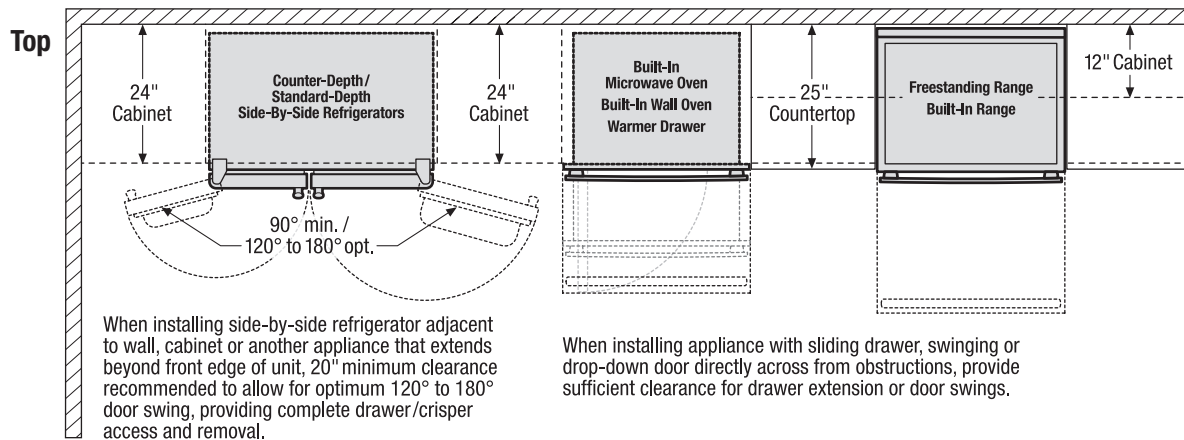
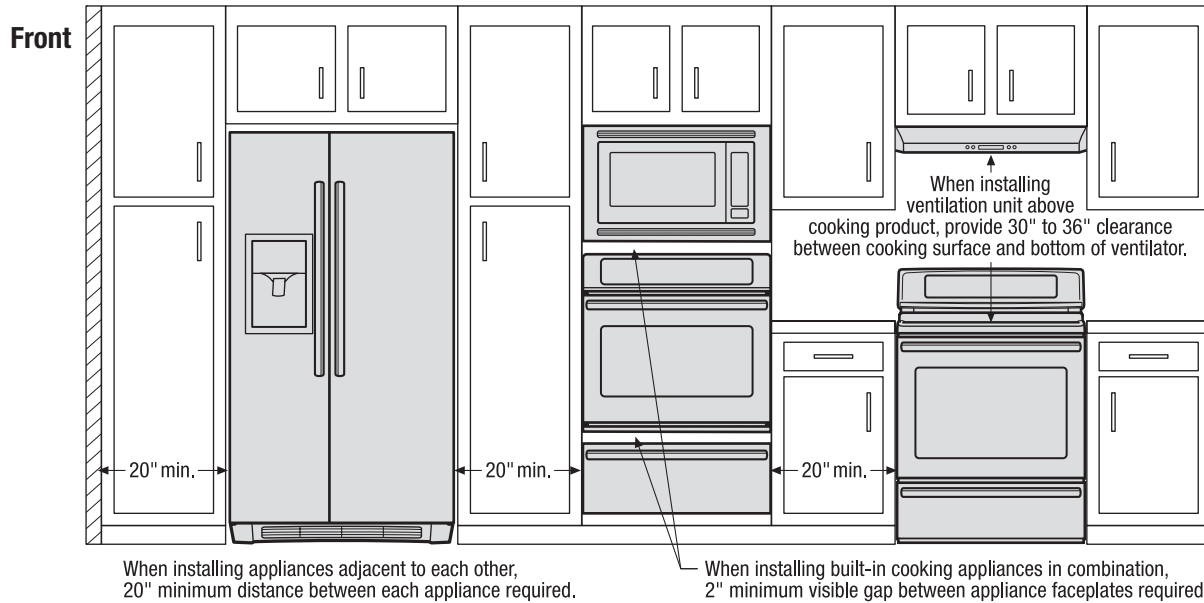
USA • 10200 David Taylor Drive • Charlotte, NC 28262 • 1-800-FRIGIDAIRE • frigidaire.com
 CANADA • 5855 Terry Fox Way • Mississauga, ON L5V 3E4 • 1-800-265-8352 • frigidaire.ca

FFGF3017L 12/10

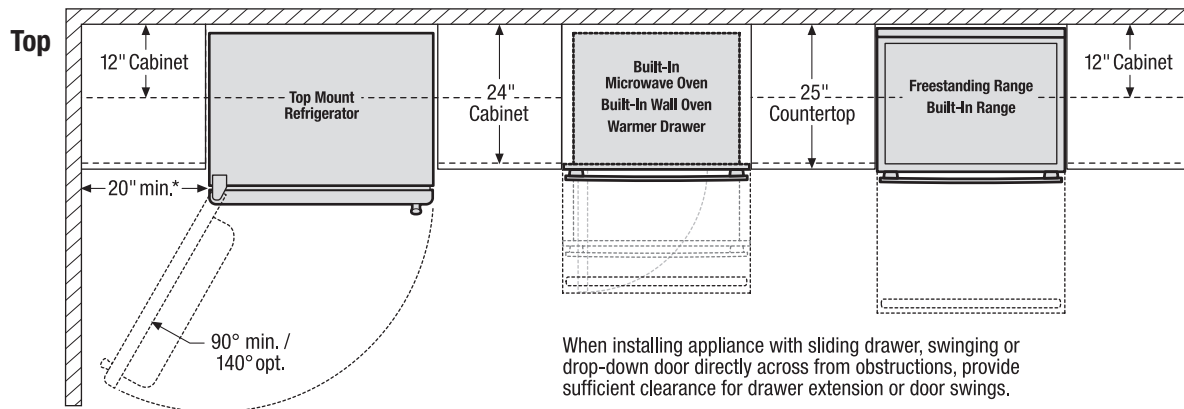
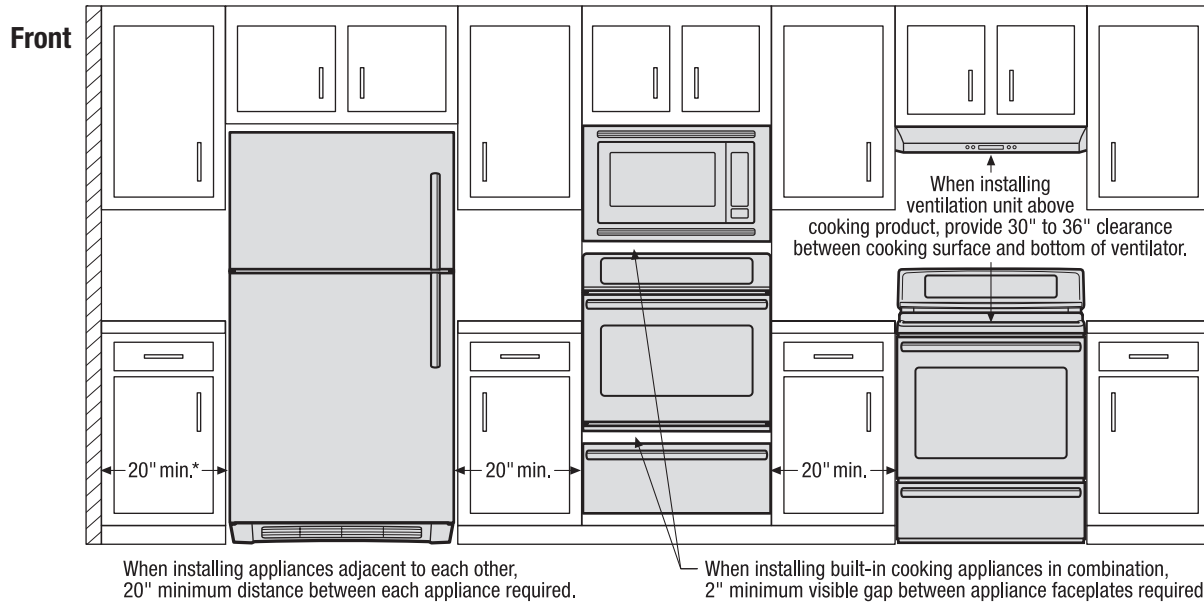
© 2010 Electrolux Home Products, Inc.

Specifications subject to change.
 Printed in the U.S.A.

Use these dimensions and clearance instructions for planning purposes only. For detailed installation instructions, refer to installation guide, packed with product, or on the web at frigidaire.com.



Use these dimensions and clearance instructions for planning purposes only. For detailed installation instructions, refer to installation guide, packed with product, or on the web at frigidaire.com.



*When installing refrigerator adjacent to wall, cabinet or other appliance that extends beyond front edge of unit, 20" minimum clearance recommended to allow for optimum 140° door swing, providing complete crisper access and removal. (Absolute 3" minimum clearance will ONLY allow for 90° door swing which will provide limited crisper access with restricted removal.)

