

# Brief Instructions

## ContiPressureCheck™

### Display and pressure control indicator



These brief instructions are only intended to illustrate the most important operating steps and functions of the display and are a supplement to the actual User Manual. Make sure you also read the detailed User Manual.

### Safety instructions



#### WARNING

#### Danger of accident!




Operating the display while driving can lead to accidents.

- ▶ Do not operate the display while driving.
- ▶ View the screen only if the traffic situation allows.

An incorrectly or carelessly mounted display can impair driving safety!

- ▶ Before each journey, check the seating of the display and stability of the holder.

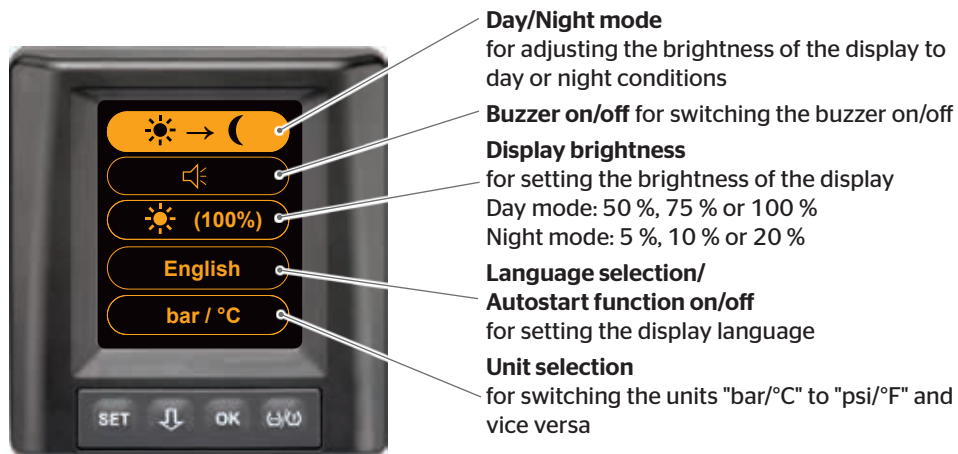
### Device overview

Display	Symbol	Function
	SET	Switch between vehicle view and settings
		Navigation between menu items and warning messages
	OK	Confirmation of the selected menu item
		Switch between filling pressure or temperature display in the vehicle view

## Settings menu

### Open the settings menu

- ◆ Press the **SET** button to open the settings menu.




### Navigating the settings menu

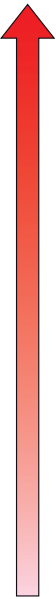







Button	Function
↓	Select between the menu items, selection is highlighted
OK	Change settings or open submenus
SET	Return to vehicle view

## Change between pressure and temperature display



- ◆ Press the  button to change between the temperature display and the pressure display.


## Warning message overview

Priority	Level	Symbol	Warning message	Error
 <p>High</p> <p>Low</p>	High	 2*)	FAST PRESS. LOSS	Continuous, fast pressure loss. Tire damage or even tire destruction is possible.
		 1*), 2*)	VERY LOW PRESSURE	The tire pressure falls below the recommended alarm threshold value. Tire damage or even tire destruction is possible.
		 2*)	CHECK SENSOR	The tire sensor is no longer properly fixed.
	Low	 1*)	LOW PRESSURE	The tire pressure falls below the recommended warning threshold value. The tire could be damaged in the long term.
			TEMPERATURE	The measured temperature in the tire exceeds 115 °C (239 °F). The tire sensor does not function at 120 °C (248 °F).
			NO SIGNAL	Due to insufficient signal strength, it is not possible to display a sensor protocol.
			SENSOR DEFECT	Sensor is defective

1\*) Pressure value is only an example, threshold values can be stored according to the manufacturer's instructions by the specialist garage.

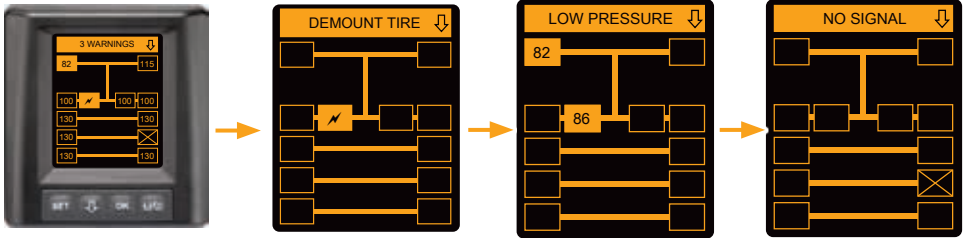
2\*) High warning levels are indicated by flashing symbols changing between positive and negative mode.


See the User Manual for handling instructions for the above-mentioned errors!

		NOTE
		▶ Correct the tire pressure only when the tire temperature corresponds to the ambient temperature. Otherwise there is a risk that the wrong pressure is set.

## Multiple warnings

If various problems occur simultaneously, a multiple warning screen is displayed.



- ◆ Press the  button to call up each individual warning screen successively.

## Pressure control indicator operating status on the trailer

Display	Operating status	Note
No signal	No warning messages for the trailer pending.	Failure of the pressure control indicator or the CPC system on the trailer are not displayed during the journey. The CPC system for the trailer is not ready for operation for the rest of this journey.
Lights up for 15 seconds (when switching on the CPC system and optionally* when moving off after a longer break)	The CPC system and the pressure control indicator are ready for operation.	If the pressure control indicator does not produce a signal when switching on the CPC system (ignition or pressing the main battery switch), either the CPC system on the trailer is not ready for operation or the pressure control indicator is defective. In this case, it is not possible to monitor the tire pressure of the trailer.
Flashes slowly every 2 seconds	There is a "low" level warning on the trailer.	One of the following warnings is present on one or more of the trailer tires: LOW PRESSURE, TEMPERATURE, NO SIGNAL or SENSOR DEFECT
Flashes quickly 5 x per second	There is a "high" level warning on the trailer.	One of the following warnings is present on one or more of the trailer tires: FAST PRESS. LOSS, VERY LOW PRESSURE or CHECK SENSOR

\* not active for all CPC systems

See the user manual for handling instructions for the above-mentioned errors!