

# Manthan 300

## User Manual



### How to create Compost out of Kitchen/Food waste


Dump food waste

Add the following

Add Saw Dust *or*

Dried Leaves

Rotate the product 5 rounds





### How to create Leaf Mulch out of dried leaves

Dump - Dried Leaves

Add Water

Add the following

Rotate the product 5 rounds



For leaves to decompose, you need to add water to moisten them. Dry piles do not decompose fast



Neem Powder - 3 tablespoons / Baking Soda - 1 teaspoon / EM for Odour Control - 3 teaspoons / Compost Accelerator - 1 teaspoon powder or liquid

### Transferring the semi-done Compost



When you want to empty the tank, use a gunny bag or Tarpaulin Sheet to hold the semi-done compost / mulch.



Transfer this semi-done compost/mulch to a Leave-it Pot.



Store this for a month and then sieve it and use in the garden

This semi-done compost / mulch must stay in the Pot for a month and a half. You must add accelerator and baking soda every week and turn it once in two weeks. Sieve and put seeds and bones back into fresh waste.

Mulch will take longer and does not require sieving.

### Tips to Help

Air

Do not fill the Manthan 300 to more than half the tank's capacity. The empty half provides the air necessary for decomposition, also allowing for better mixing of the waste when the tank is rotated.

Sogginess

Make sure that the waste inside does not get too wet.

To ensure this does not happen add adequate saw dust or dried leaves and rotate the tank 5 rounds everytime you add the wet waste to let the dried matter mix in well and absorb the extra moisture.

Keep the tank lid open for sometime if the pile has become too wet - to let the sun dry it out.

Smell

The waste will smell if you do not have enough dried leaves or saw dust in the pile. You must add EM and an Accelerator we supply to hasten the decomposition and also control the odour.

Your supplier should sell you this product with 5 kgs of Sawdust and 2 buckets of Dried Leaves inside.

If this has not happened then you must first add this quantity of sawdust and dried leaves before starting to use the Manthan 300.

Semi-done mulch can be stored in a pit or in gunny bags and kept moist before use.

For 10 kgs of waste or leaves every day (6 - 10 Families)

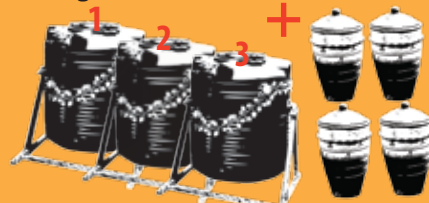
1 Manthan 300 + 2 Large Leave it Pots.



1. Add 10 kgs waste or leaves everyday
2. Follow the steps above.
3. After the 10th day transfer the semi-done compost to the Leave-it Pot and start filling tank again.

For 30 kgs of waste or leaves every day (10 -30 Families)


3 Manthan 300 + 4 Large Leave it Pots.



1. Add 30 kgs of food waste or leave first in Tank 1
2. Next day 30 kgs in Tank 2
3. Third day 30 kgs in Tank 3.
4. On the 4th day go back to Tank 1
5. At the end of one month transfer the semi-done compost from all Tanks to the Leave-it Pots and start filling Tank 1 again.

300 Ltr Plastic Rotomoulded Tank  
10 Kgs weight of Tank  
Mounted on bearings and a stand

3 tanks will require 15ft x 7ft space



**CALL NOW! 99164 26661**