

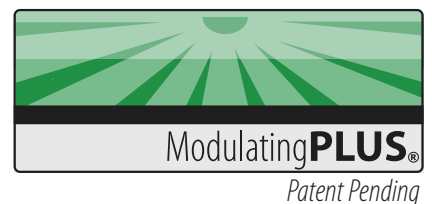

DETROIT RADIANT PRODUCTS COMPANY

MP SERIES Modulating **PLUS** TUBE HEATER



The **ONLY** Infrared Heater that Puts **YOU** in Control!

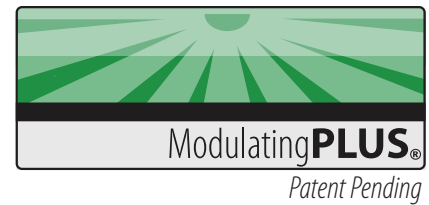
The **MP Series fully modulating infrared heater** is the only infrared heater that allows you to select the desired performance curve that best suits your building requirements.



Global Provider of Energy Efficient Heating Solutions Since 1955

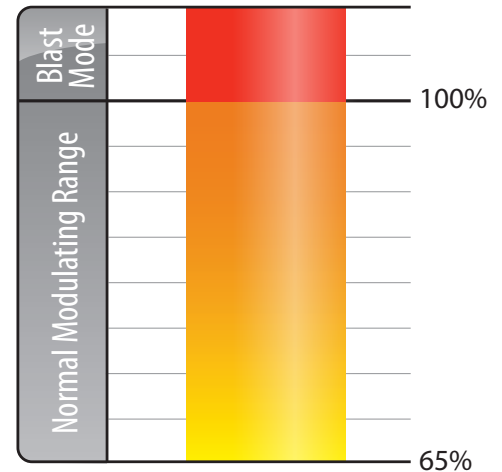
MP SERIES MODULATING PLUS TUBE HEATER

The MP Series by Detroit Radiant Products Company raises the bar with modulating technology. This full air and gas modulation line of heaters incorporates cutting edge technology such as the selection of three different performance curves as well as a 'Blast Mode™' feature for extreme environmental demands.



MP SERIES UNIQUE OPERATIONAL FEATURES

- 'Blast Mode™' feature allows the user to temporarily lock the heater into its highest input plus an extra 5,000 BTU's for extreme environmental demands.
- Choose from three performance modes.
- Models range from 80,000 to 200,000 BTU's.
- Full gas modulation with corresponding air flow modulation to achieve optimal fuel utilization and comfort levels.
- Forced high-fire start up for faster response to the environmental demand.
- Full proportional-integral-derivative (PID) logic to reduce on/off cycles over traditional heat.



MP SERIES PERFORMANCE CURVES / MODE SELECTION

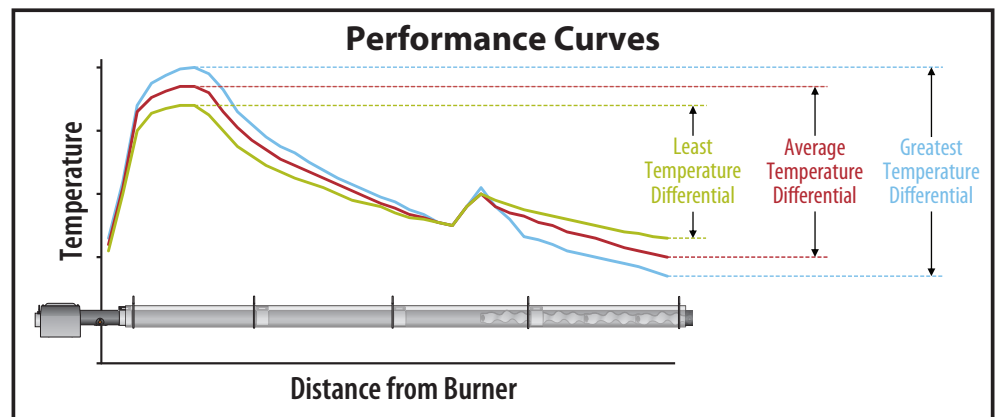
The MP Series is programmed to operate on several performance curves allowing the user to select the desired operation that best accommodates their specific needs.

Choose from:

'Comfort Mode': Unit operates to minimize temperature differentials across the length of the heater. It is intended to provide a system that has a greater perceived comfort than the other modes due to more even dissipation of heat.

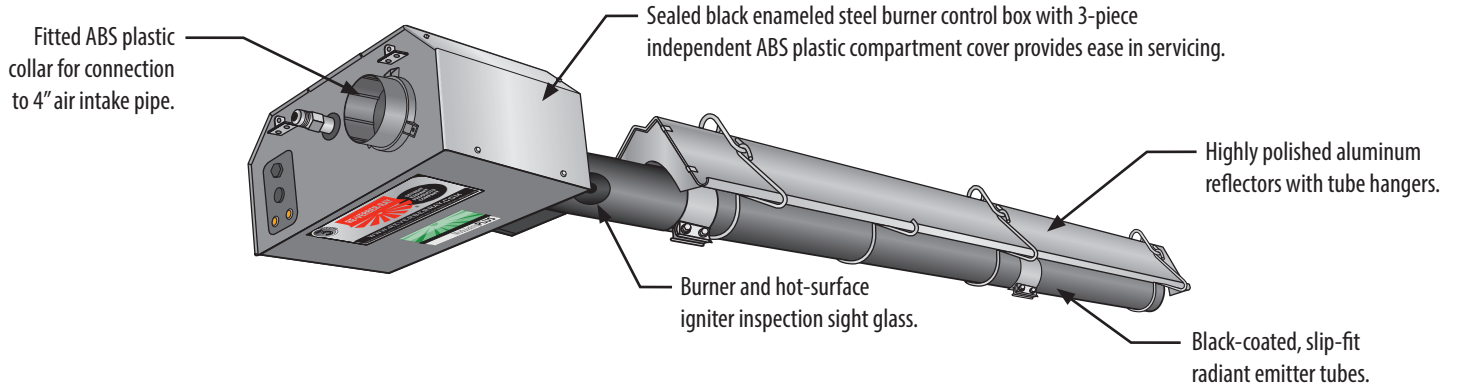
'Standard Mode': Unit operates as a balance between Comfort Mode and Economy Mode. It is intended to provide a system that is moderately thermal efficient while still minimizing the greater temperature differentials associated with economy mode.

'Economy Mode': Unit operates to maximize thermal efficiency. It is designed to provide a system that is more thermally efficient than the other modes due to quicker dissipation of heat.

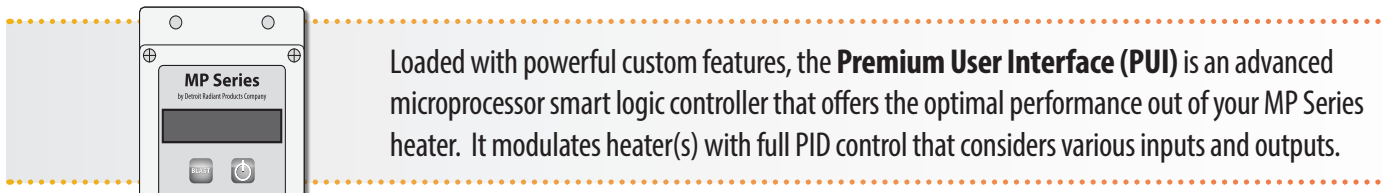


Mode Selection / Application Chart		
Comfort	Standard Mode	Economy Mode
<ul style="list-style-type: none"> • Patios • Loading docks • Break areas and lunch rooms • Kennels • Parts counters and service desks • Golf driving ranges • Woodworking shops 	<ul style="list-style-type: none"> • Service garages • Fire Stations • Populated warehouse heating • Manufacturing • Auto showrooms 	<ul style="list-style-type: none"> • Aircraft hangars • Car washes • Pole barns • Foundries • Unpopulated warehouses

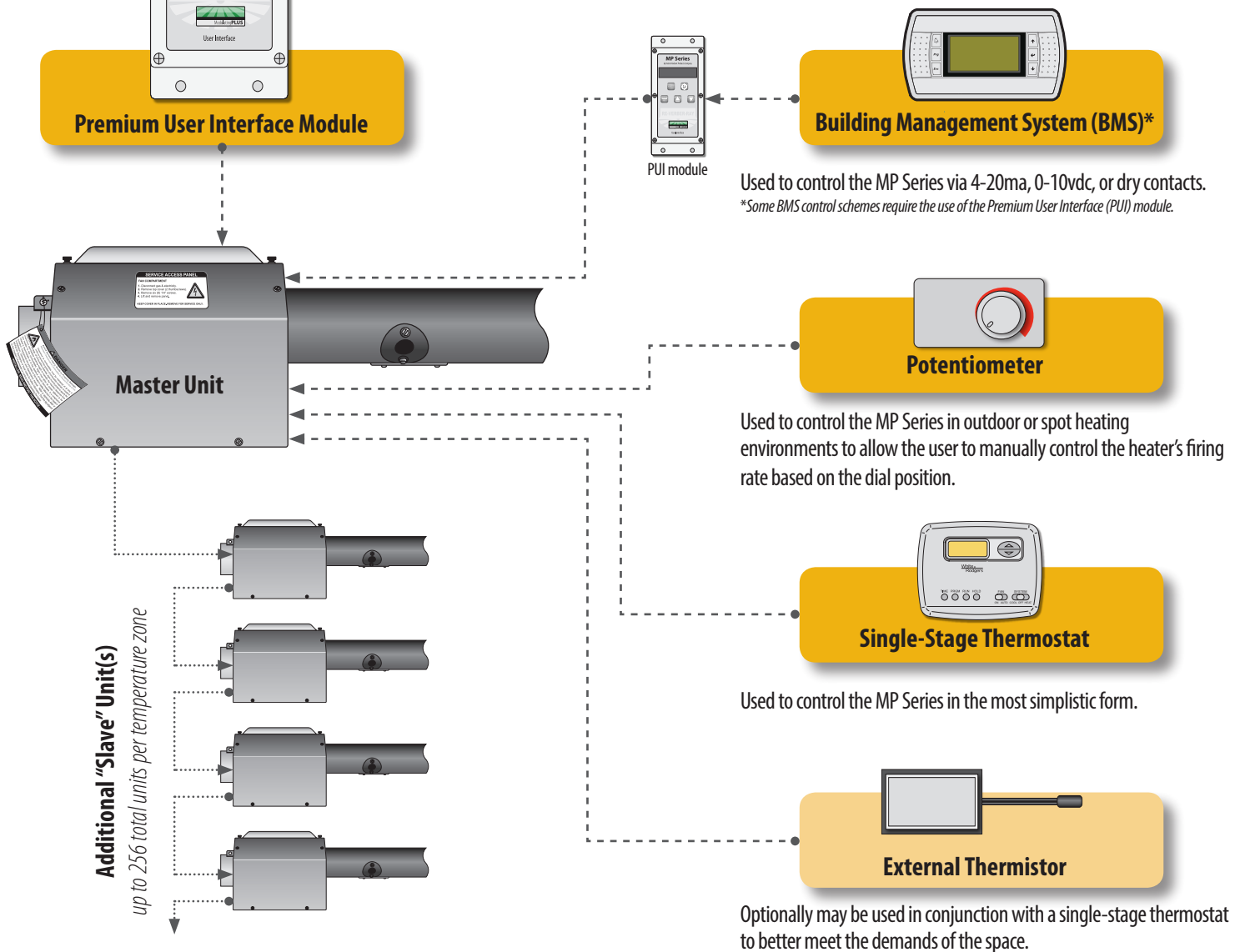
MP SERIES QUALITY CONSTRUCTION FEATURES



MP SERIES ADVANCED CONTROLLER OPTIONS



OTHER CONTROL OPTIONS:



MP SERIES MODULATING PLUS TUBE HEATER



MP SERIES PRODUCT SPECIFICATIONS

Input Range:	80,000 to 200,000 BTU/h
Lengths:	25-70 Ft.
Gas Type:	Natural or Propane
Combustion Chamber:	Aluminized or Titanium Stabilized Steel
Radiant Tubes:	Aluminized Steel
Certification:	CSA Design Certified, ANSI Z83.20b
Limited Warranty:	1-5-10 (Components-Tubes-Burner)

MP SERIES OPTIONAL EQUIPMENT

U or L Configurations:	Available (RUP, REP)
Stainless Steel Upgrades:	Available
Indicator Lights:	Standard
Protective Guards:	Available (PG)
Side Shield Extensions:	Available (SSE)
Outdoor Approval:	Available (OD-KIT)

ELECTRICAL

- 120V, 60Hz, 3-wire.
- 4.8A starting, 1.1A running.

INTERNAL CONTROLS

- 100% safety shut-off.
- Microprocessor with self-learning control logic.0

TUBE CONSTRUCTION

- As shown at left.
- 4 in. dia., 16 ga. construction.
- Interlocking swaged tube design.
- All tubes treated with .95 highly emissive black tube coating. Turbulator baffles.

REFLECTORS

- Highly polished aluminum.
- Continuous overlap design.
- Reflector end caps.
- Rotatable 0° to 45°.
- Anti-rattle tension springs.

COMBUSTION AIR

- Preset 4 in. air inlet collar.
- Sidewall or roof intake ready.

IGNITION/SENSE

- Hot surface ignition.
- Flame rod sense.
- Self-diagnostic LED.

VENTING

- 4" single vent.
- 6" common vent.
- Consult factory for additional venting options.

GAS CONNECTION

- 36" x 3/4" S.S. Flexible Gas Connector.

INLET GAS PRESSURE (Inches W.C.)

- Manifold @ Min. Rate: 1.65 Nat. Gas; 4.10 LP.
- Manifold @ Max. Rate: 4.80 Nat. Gas; 11.0 LP.
- Min Inlet: 6.0 Nat. Gas; 12.0 LP.
- Max. Inlet: 14.0 Nat. Gas; 14.0 LP.

KIT CONTENTS

- All hangers & tube couplers.
- User manual(s) and application guidelines.

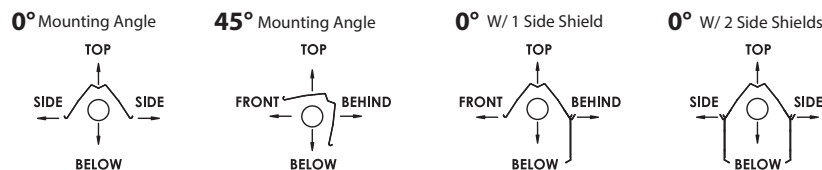
AVAILABLE MP SERIES MODELS & CLEARANCES

MODEL#	GAS*	BLAST MODE RATE (MBH)	STANDARD MODULATING RANGE (MBH)	LENGTH	WEIGHT	MOUNTING HEIGHTS**
MP-25-80	N or LP	85	52 - 80	26'-5"	145 lbs.	12' to 20'
MP-30-80	N or LP	85	52 - 80	31'-5"	160 lbs.	12' to 20'
MP-30-115	N or LP	120	75 - 115	31'-5"	160 lbs.	14' to 22'
MP-40-80	N or LP	85	52 - 80	41'-1"	190 lbs.	12' to 20'
MP-40-115	N or LP	120	75 - 115	41'-1"	190 lbs.	15' to 25'
MP-40-150	N or LP	155	97.5 - 150	41'-1"	190 lbs.	15' to 28'
MP-50-115	N or LP	120	75 - 115	50'-9"	235 lbs.	15' to 28'
MP-50-150	N or LP	155	97.5 - 150	50'-9"	235 lbs.	17' to 30'
MP-50-200	N or LP	200	130 - 194	50'-9"	235 lbs.	19' to 37'
MP-60-150	N or LP	155	97.5 - 150	60'-5"	265 lbs.	17' to 32'
MP-60-200	N or LP	200	130 - 194	60'-5"	265 lbs.	19' to 37'
MP-70-200	N or LP	200	130 - 194	70'-1"	300 lbs.	19' to 42'


* Specify natural (N) or propane (LP) gas.

** Factory recommended mounting heights are provided as a guideline. Actual conditions may dictate variations from the above data.

Re-Verber-Ray® is a registered trademark of Detroit Radiant Products Company. Due to continuous product innovation, Detroit Radiant Products Company reserves the right to change product specifications without prior notice.



DISTRIBUTED BY:



MP CLEARANCES TO COMBUSTIBLES (IN.)

MODEL NO.	MOUNT ANGLE	SIDE		TOP	BELOW	
		FRONT	BEHIND			
MP (25,30,40)-80 [N,P]	0°	14	14	6	66	
	45°	39	8	10	66	
	W/1 side shield	0°	29	8	6	66
	W/2 side shields	0°	16	16	6	66
20 ft. from burner	0°	7	7	6	30	
	MP (30,40,50)-115 [N,P]	0°	20	20	6	76
		45°	58	8	10	76
	W/1 side shield	0°	42	8	6	76
W/2 side shields	0°	20	20	6	76	
20 ft. from burner	0°	7	7	6	30	
MP (40,50,60)-150 [N,P]	0°	24	24	6	83	
	45°	58	8	10	83	
	W/1 side shield	0°	42	8	6	83
	W/2 side shields	0°	23	23	6	83
20 ft. from burner	0°	11	11	6	46	
MP (50,60,70)-200 [N,P]	0°	41	41	6	100	
	45°	63	8	10	100	
	W/1 side shield	0°	54	8	6	100
	W/2 side shields	0°	30	30	6	100
20 ft. from burner	0°	11	11	6	50	

Clearances published in MP Series manual and on warning label supersede data shown on this brochure. Reference MP Series installation manual for complete information.

DETROIT RADIANT PRODUCTS CO.

21400 Hoover Rd.
Warren, MI 48089-3162
Phone: (586) 756-0950
Toll Free: (800) 222-1100
Fax: (586) 756-2626
Email: sales@drp-co.com
Website: www.reverberray.com