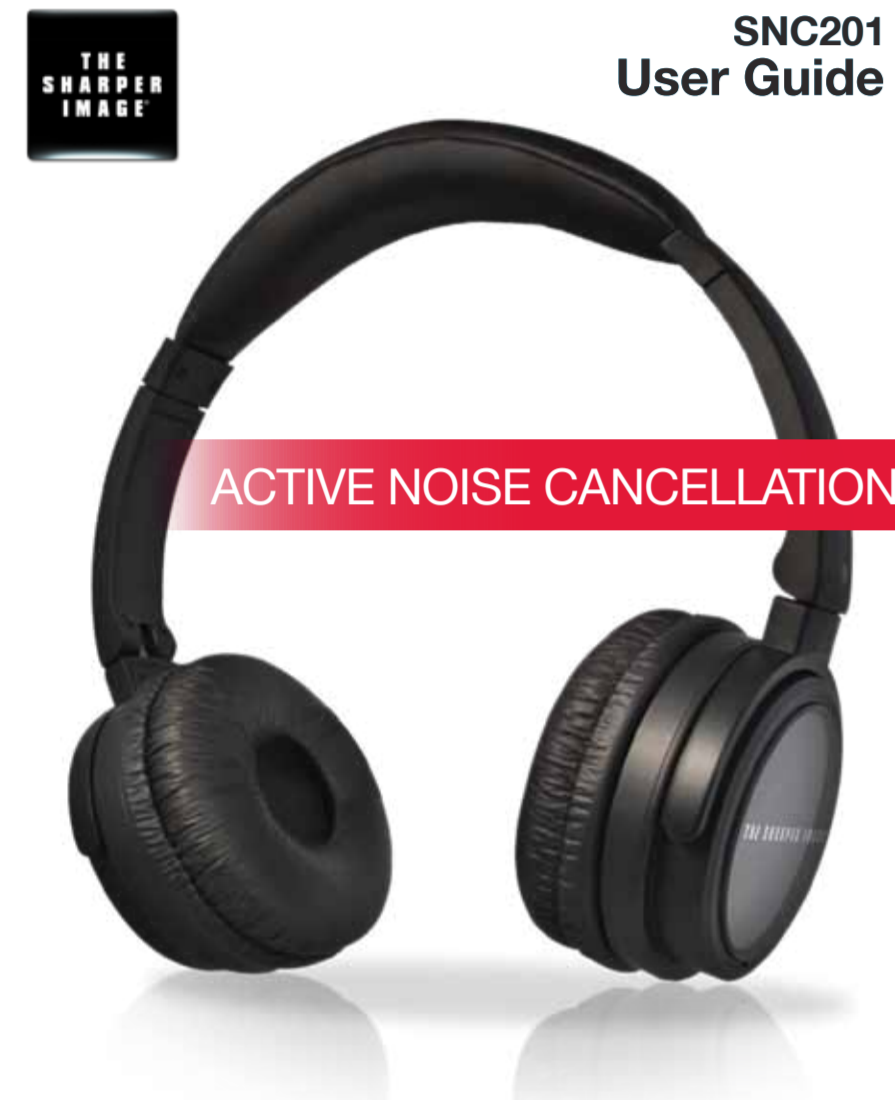


### In the box

### Location of controls



SNC201 User Guide



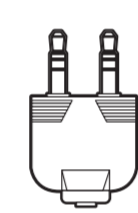
Headphones




User Guide



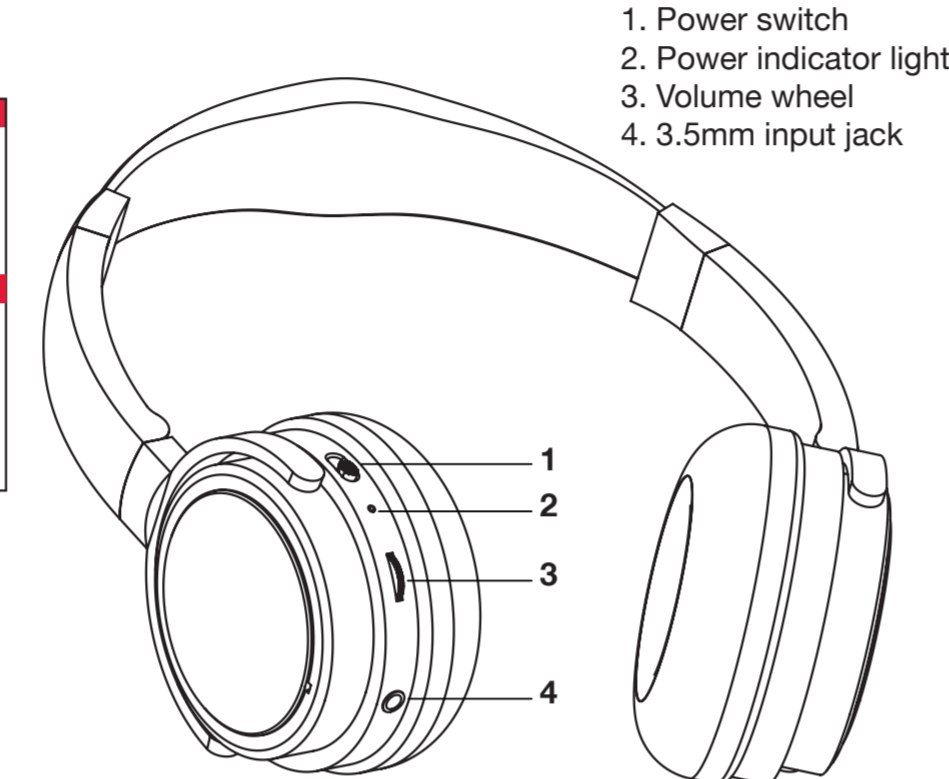
Audio Cord



Airplane Adaptor Plug



Pouch



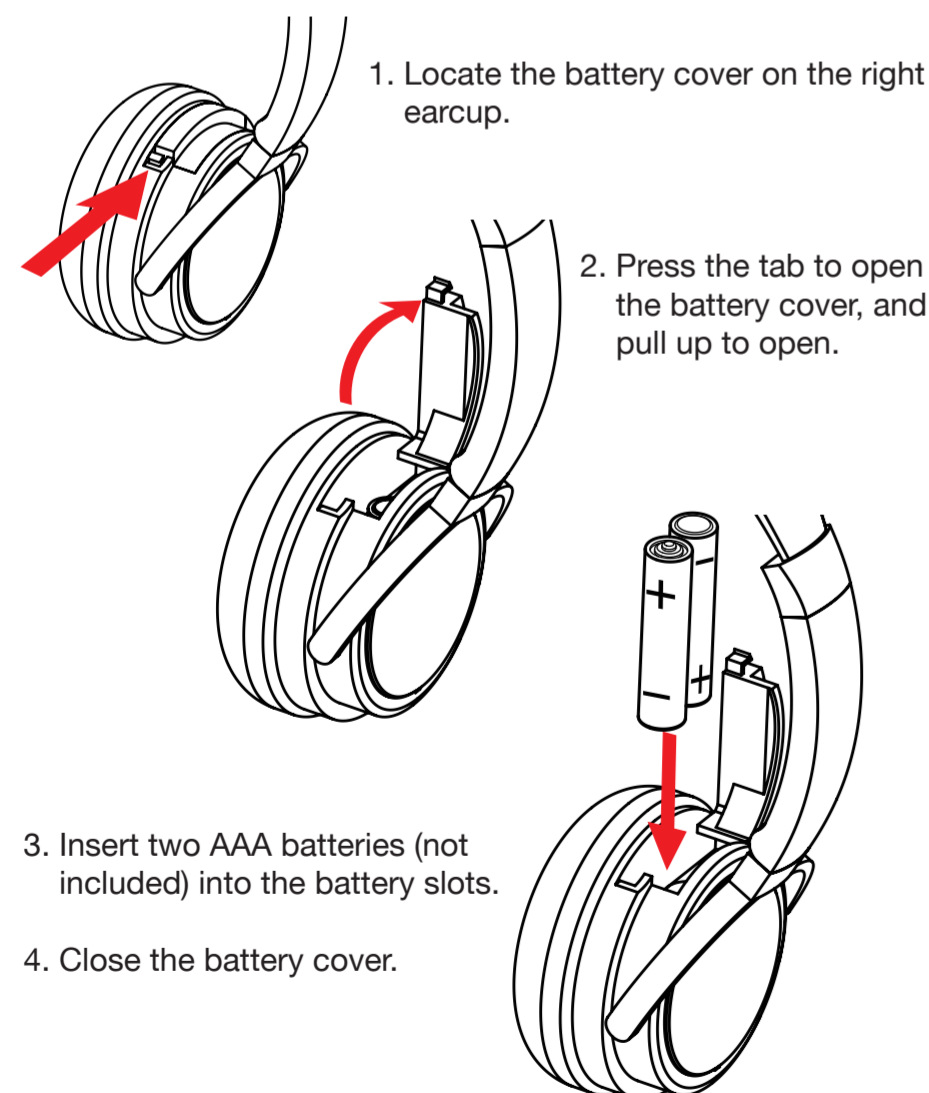
1. Power switch
2. Power indicator light
3. Volume wheel
4. 3.5mm input jack

#### Specifications:

- Power: Two AAA Batteries
- Speaker: Ø40 mm
- Frequency Range: 20Hz-20,000Hz
- Impedance: 32Ω
- Sensitivity: 110db
- Power Rate: 20mW
- Active Cancellation: -15db at 250Hz
- Cable Length: 1200mm
- Plug Type: Ø3.5 mm Stereo

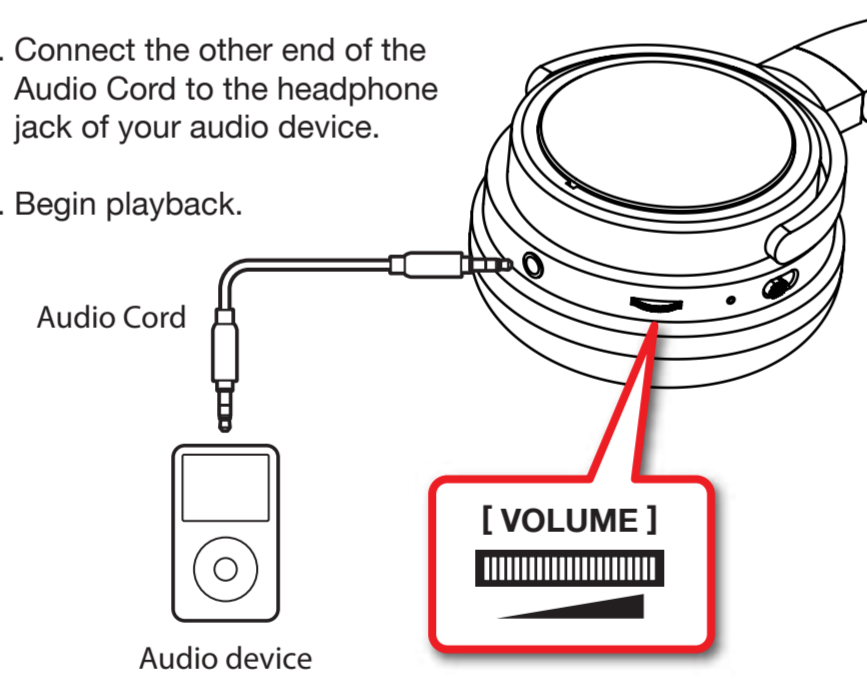
### Installing the batteries

### Using your headphones



#### Listening to music:

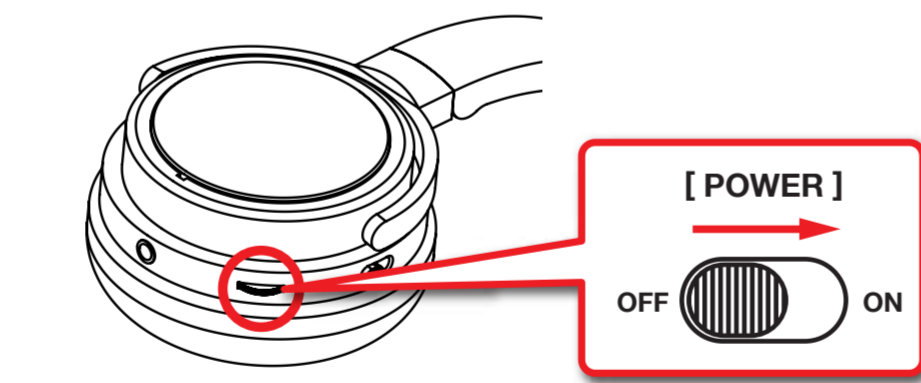
1. Connect the Audio Cord to the headphone's 3.5mm input jack.
2. Connect the other end of the Audio Cord to the headphone jack of your audio device.
3. Begin playback.



Audio device

#### Using Noise Cancellation:

Active Noise Cancellation technology is helpful in reducing stress inducing noise from planes, trains, buses and other unwanted ambient noises. It can be activated while listening to music, or if preferred can be used without music to provide quiet noise isolation.



To activate or deactivate the Noise Cancellation feature (with or without music):

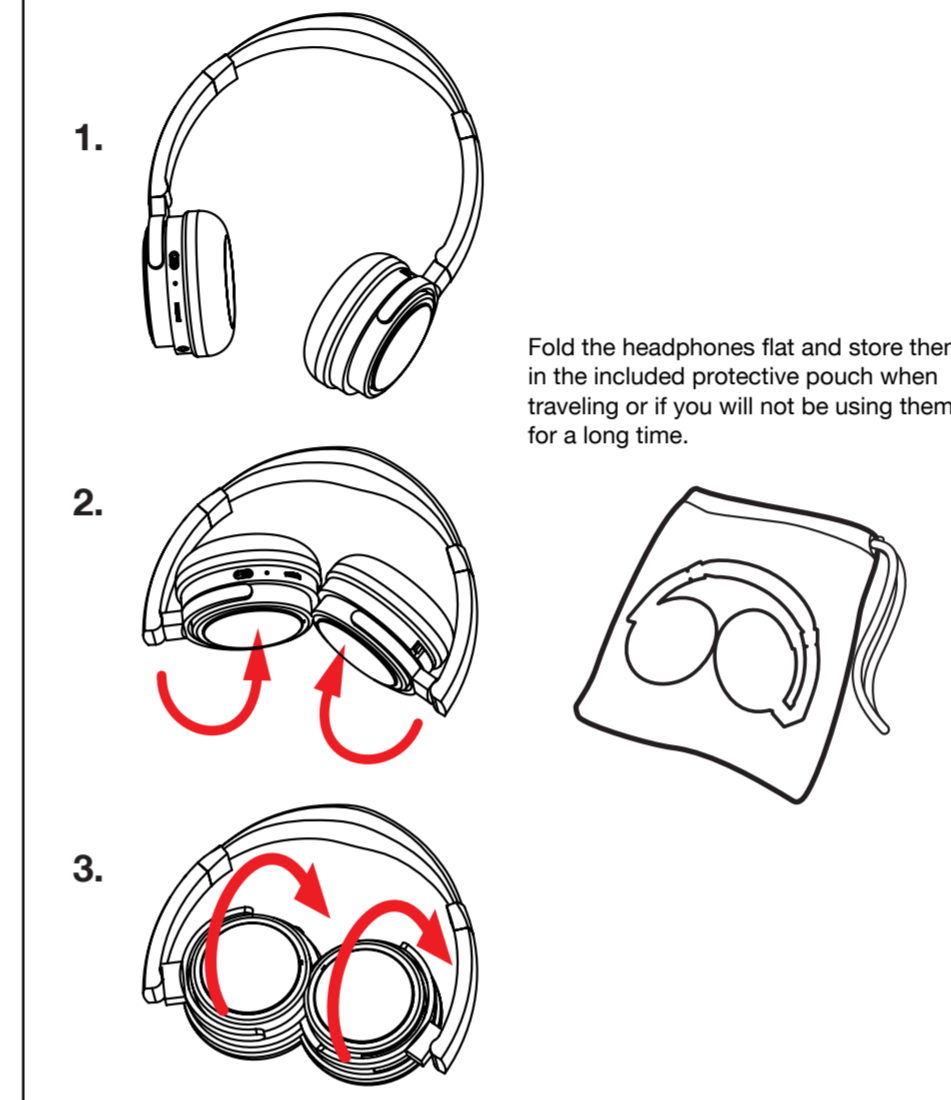
- Slide the **[Power]** switch to the "ON" position, the **RED LED** will turn on indicating the noise cancellation is activated.
- Slide the **[Power]** switch to the "OFF" position, the **RED LED** will shut off indicating the noise cancellation is deactivated.

**i** The **[power]** switch must be in the "OFF" position to listen to music when the batteries are dead or not installed in the headphones.

**i** The Noise Cancellation feature requires battery power. Make sure that two alkaline AAA batteries are properly installed into your headphones before use.

### Storing your headphones

### Troubleshooting, FCC Information & Safety Precautions



Fold the headphones flat and store them in the included protective pouch when traveling or if you will not be using them for a long time.

#### No sound

- If the batteries are dead, or if there are no batteries installed in the headphones and the **[Power]** switch is in the "ON" position, you will not be able to hear any audio (music) from the headphones. Slide the **[Power]** switch to the "OFF" position to listen to audio (music) without battery power.

#### Low Volume level

- Check the **[Volume]** wheel on the headphones and adjust the volume on the audio device.
- Replace the batteries.

#### Crackling Noise/Distortion

- The Noise Cancelling feature requires fresh battery power to work effectively. When the installed batteries are weak, distortion may occur. Replace the batteries to correct the problem.
- Check the connection between the headphone jack and the audio source it is connected to.

#### FCC Part 15

This equipment has been tested and found to comply with the requirements for a Class B digital device under Part 15 of the Federal Communications Commission (FCC) rules. These requirements are intended to provide reasonable protection against harmful interference in a residential installation. This equipment generates, uses and can radiate radio frequency energy and, if not installed and used in accordance with the instructions, may cause harmful interference to radio communications. However, there is no guarantee that interference will not occur in a particular installation. If this equipment does cause harmful interference to radio or television reception, which can be determined by turning the equipment off and on, the user is encouraged to try to correct the interference by one or more of the following measures:

- Re-orient or relocate the receiving antenna.
- Increase the separation between the equipment and receiver.
- Connect the equipment into an outlet on a circuit different from that to which the receiver is connected.
- Consult the dealer or an experienced radio/TV technician for help. Do not attempt to repair or modify this equipment.

**Warning:** Changes or modifications to this equipment not expressly approved by the party responsible for compliance could void the user's authority to operate the equipment. "This device complies with Part 15 of the FCC Rules. Operation is subject to the following two conditions:

- (1) this device may not cause harmful interference, and
- (2) this device must accept any interference received, including interference that may cause undesired operation."

#### Precautions in using the headphones

- Do not use the headphones while driving an automobile or riding a bicycle. It is dangerous, and against the law. To avoid an accident, do not turn up the volume of the headphones too high while walking.
- It is not recommended that you use the headphones at a high volume for an extended time, as this may cause hearing damage.

#### Important Batteries Precautions

- Use only the type of batteries specified in this user manual
- Batteries may present a risk of fire, explosion, or chemical burn if abused. Do not try to charge a battery that is not intended to be recharged.
- Do not dispose of the battery(ies) in a fire. They may explode. Check with local codes for disposal instructions.
- Non-rechargeable batteries, such as alkaline batteries, may leak if left in your product for a long period of time. Remove the batteries from the product if you are not going to use it for a month or more.
- If your product uses more than one battery, do not mix types and make sure they are inserted correctly. Mixing different types of batteries or inserting them incorrectly, may cause them to leak.
- Discard any leaky or deformed battery immediately. Leakage from battery acid can cause skin burns or other personal injury.
- Please help to protect the environment by recycling or disposing of batteries according to federal, state, and local regulations.

### Warranty

#### 1year Limited Warranty

In the unlikely event that this product is defective, or does not perform properly, you may within 1 year from your original date of purchase return it to the authorized service center for repair or exchange.

#### TO OBTAIN WARRANTY SERVICE:

- Provide proof of the date of purchase within the package (Dated bill of sale).
- Prepay all shipping costs to the authorized service center, and remember to insure your return.
- Include a return shipping address (no P.O. Boxes), a telephone contact number, and the defective unit within the package.
- Describe the defect or reason you are returning the product.

Your product will be repaired or replaced, at our option, for the same or similar model of equal value if examination by the service center determines this product is defective. Products received damaged as a result of shipping will require you to file a claim with the carrier.

The shipping address of the authorized service center is:  
**Southern Telecom, Inc.**  
**ATTN: Returns Department**  
**14-C 53rd Street**  
**Brooklyn, NY 11232**

Should you have any questions or problems concerning this product, please contact our customer service department at:  
**1-877-768-8483 (Toll Free)**  
**Monday - Thursday: 9AM - 5PM (EST)**  
**Friday: 9AM - 3PM (EST)**  
 or  
 via e-mail at  
**cs@southern telecom.com**

#### Warranty service not provided

This warranty does not cover damage resulting from accident, misuse, abuse, improper installation or operation, lack of reasonable care, and unauthorized modification. This warranty is voided in the event any unauthorized person opens, alters or repairs this product. All products being returned to the authorized service center for repair must be suitably packaged.

#### Limitation of Warranty:

- THE WARRANTY STATED ABOVE IS THE ONLY WARRANTY APPLICABLE TO THIS PRODUCT. ALL OTHER WARRANTIES, EXPRESS OR IMPLIED (INCLUDING ALL IMPLIED WARRANTIES OF MERCHANTABILITY OR FITNESS FOR A PARTICULAR PURPOSE) ARE HEREBY DISCLAIMED. NO VERBAL OR WRITTEN INFORMATION GIVEN BY SOUTHERN TELECOM, INC. ITS AGENTS, OR EMPLOYEES SHALL CREATE A WARRANTY OR IN ANY WAY INCREASE THE SCOPE OF THIS WARRANTY.
- REPAIR OR REPLACEMENT AS PROVIDED UNDER THIS WARRANTY IS THE EXCLUSIVE REMEDY OF THE CONSUMER. SOUTHERN TELECOM, INC. SHALL NOT BE LIABLE FOR INCIDENTAL OR CONSEQUENTIAL DAMAGES RESULTING FROM THE USE OF THIS PRODUCT OR ARISING OUT OF ANY BREACH OF ANY EXPRESS OR IMPLIED WARRANTY ON THIS PRODUCT. THIS DISCLAIMER OF WARRANTIES AND LIMITED WARRANTY ARE GOVERNED BY THE LAWS OF THE STATE OF NEW YORK. EXCEPT TO THE EXTENT PROHIBITED BY APPLICABLE LAW, ANY IMPLIED WARRANTY

OF MERCHANTABILITY OR FITNESS FOR A PARTICULAR PURPOSE ON THIS PRODUCT IS LIMITED TO THE APPLICABLE WARRANTY PERIOD SET FORTH ABOVE.

Some states do not allow the exclusion nor limitation of incidental or consequential damages, or limitations on how long an implied warranty lasts so the above limitations or exclusions may not apply to you. This warranty gives you specific legal rights, and you also may have other rights that vary from state to state.



Made in China / Designed in USA  
 Distributed by: Southern Telecom, Inc. Brooklyn, NY 11232  
 © 2010 Southern Telecom, Inc. All Rights Reserved.

THE SHARPER IMAGE® name and logo are registered trademarks. Manufactured and Marketed by Southern Telecom, Inc. under license. © The Sharper Image. All Rights Reserved.

iPod is a trademark of Apple Inc., registered in the U.S. and other countries. Other trademarks and trade names are those of their respective owners