


Revision History

553-702-70: Tiger Signal Solutions CD

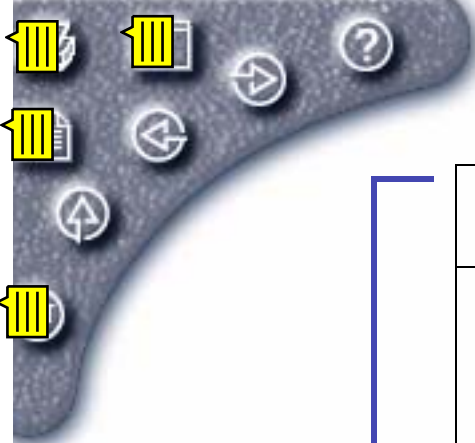
Topic	Revision Date	Update No.	Reason for Change
All Topics	0050	N/A	Initial Release
	0105	N/A	Additional information added to Topics. Added: Site Preparation Guide (553-702-00 Rev. 0050) Install Checkout Guide (553-702-01 Rev. 0052)
	0110	N/A	Additional information added to Topics. Added: DIB Interface information to TestHead Topic Checkers and Troubleshooting information
	0152	N/A	Additional information added to Topics. Added Preventive Maintenance Topic Added HCPS Topic
	0211	N/A	Additional information added to Topics. Added DPE32 Topic Added rev 0207 Site Prep Guide
	0224	N/A	Additional information added to Topics. Added Catalyst Support Board (CSB) Topic Added GiaDig Topic Added FRU Topic Added ACISB Topic Added Splitter Topic
	0239	N/A 498	Additional information added to Topics. Help updated.
	0249	N/A	Additional information added to Topics.



- Cables
- Calibration
- Computer
- Cooling
- Field Replaceable Units
- Instruments
- Manipulator
- Power
- Preventive Maintenance
- Safety
- SMC
- Support Cabinet
- Test Head
- Training
- Troubleshooting
- Tiger Site Prep Guide
- Install & Checkout Guide
- Product Integration Manuals
- Tiger Quick Reference

SEARCH






- Cables
- Calibration
- Computer
- Cooling
- Field Replaceable Units
- Instruments
- Manipulator
- Power
- Preventive Maintenance
- Safety
- SMC
- Support Cabinet
- Test Head
- Training
- Troubleshooting
- Tiger Site Prep Guide
- Install & Checkout Guide
- Product Integration Manuals
- Tiger Quick Reference

Topic	Revision Date	Update No.	Reason for Change
	0311	N/A	New Topic Instruments added (which contains Analog, DC Instrumentation, Digital, Time Measurement). Tiger Quick Reference added. Product Integration manuals added.
	0324	N/A	New Topics SSPE and VSM added. LCA replacement video added.
	0337	N/A	Additional information added to Topics.
	0351	N/A	New Turbo and Modulated Clock Topics added:
	0351	N/A	New Turbo and Modulated Clock Topics added. Computer Sun Blade information added.
	0414	N/A	Additional information and DURs added to Topics.
	0430	N/A	Additional information and DURs added to Topics.
	0448	N/A	New Topic VHFAWG6000 added. Additional information and DURs added to Topics.
	0518	N/A	DURs added to Topics.

SEARCH



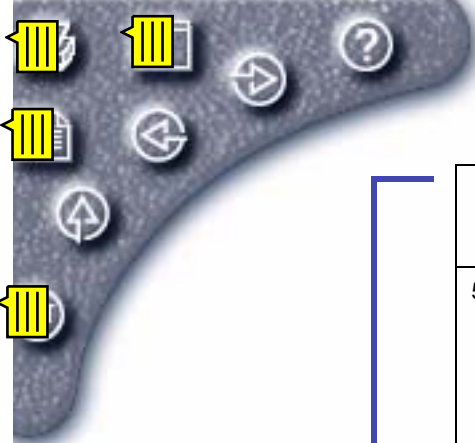


- Cables
- Calibration
- Computer
- Cooling
- Field Replaceable Units
- Instruments
- Manipulator
- Power
- Preventive Maintenance
- Safety
- SMC
- Support Cabinet
- Test Head
- Training
- Troubleshooting
- Tiger Site Prep Guide
- Install & Checkout Guide
- Product Integration Manuals
- Tiger Quick Reference

Topic	Revision Date	Update No.	Reason for Change		
553-702-00 Site Prep Guide	0126	176	Contains a list of edits to content as well as the request for additional information.		
		178	"Intest" is actually written as "inTEST"		
		203	Error in the shipping crate dimensions for the inTEST		
		206	manipulator		
		229	The hole size for bolting the inTEST base plateto the floor is missing		
		260	Correction to the CDU Drain section		
		271	Metric measurements added for floor ratings		
		291	Minimum Clearance Requirements has incorrect dimensions for the test head		
		292	Change checklist item		
		293	Text change in the Minimum Requirements section		
		294	Text change in Process Cooling Water section		
		295	Text change in Raised Floor Requirements section		
		297	Text change in Air Environmental Requirements section		
			Text removed in Water Requirements section		
		553-702-00 Site Prep Guide	0126	299	Information updated in Input Current Tables and Default Chiller Capacities
				308	Replace Material Safety Data Sheet for 1H Benzotriazole, 98% in Appendix C with new one
				312	Cooling information updated
313	Data added to the Psychrometric Chart				
343	Input Current Line vs. channel count information updated				
403	References to Teradyne Manipulator removed				
404	Editorial changes				
405	Editorial changes				
406	Editorial changes				
407	Editorial changes				
408	Editorial changes				
409	Editorial changes				
410	Information updated in the Test System Visual Representation section				
411	Editorial changes				

SEARCH






- Cables
- Calibration
- Computer
- Cooling
- Field Replaceable Units
- Instruments
- Manipulator
- Power
- Preventive Maintenance
- Safety
- SMC
- Support Cabinet
- Test Head
- Training
- Troubleshooting
- Tiger Site Prep Guide
- Install & Checkout Guide
- Product Integration Manuals
- Tiger Quick Reference

Topic	Revision Date	Update No.	Reason for Change	
553-702-00 Site Prep Guide (cont.)	0207	441	Added ion exchange data.	
		447	Cooling distribution unit drain data updated	
		464	Added inTEST outrigger dimensions	
		466	Added TPTS section	
		468, 470, 471	Added TPTS section	
		501	Added floor point loading figures	
		508	Crate weight and dimensions updated	
		525	Added RAM manipulator information	
		533	Note added to concrete floor requirements	
		535	Edited compressed air data in checklist	
		549	Hallway and doorway/turning point figures updated	
		561	Editorial changes	
		562	RAM manipulator dimensions added	
		563	Updated facilities cooling water data	
		564	Updated facilities cooling water data	
		568	Updated weights and dimensions	
		0518	661	Transit route requirements updated
			666	MSDS heading changed
714	Ramp grade value updated.			
826	Unloading and unpacking information updated			
872	Facility air requirements updated.			
902	pH spec cahnged from "6.5 to 9.0" to "5.5 to 9.0"			
1105	Process cooling water inforamtion updated.			
1301	Mail address and FAX number information updated.			
0651	2018	Made Edits to the Installed System Weights and Dimensions table.		

SEARCH






- Cables
- Calibration
- Computer
- Cooling
- Field Replaceable Units
- Instruments
- Manipulator
- Power
- Preventive Maintenance
- Safety
- SMC
- Support Cabinet
- Test Head
- Training
- Troubleshooting
- Tiger Site Prep Guide
- Install & Checkout Guide
- Product Integration Manuals
- Tiger Quick Reference

Topic	Revision Date	Update No.	Reason for Change	
553-702-01 Installation and Checkout Guide	0050	N/A	Initial Release	
	0108	84	Changed cable connections and counterbalance weight information.	
	0118	422	Added counterbalance warnings and information and miscellaneous changes to the integration chapter.	
	0139	509	The PDU terminal Board jumper Cable Connections Chart was corrected. It now reads The jumpers must be connected from terminals 2 to 13 for 380V.	
	0152	504	504	Coolant procedures added.
		309	309	Changed the procedure order in the System Integration section.
		520	520	Added note about checking for sharp edges before installing the frame cards.
		526	526	Changed cover names.
		542,546	542,546	Added information to Attaching the Test Head to the Manipulator section.
	0152	543	543	Changed -280 degrees in diagram to +/- 180 degrees.
547		547	Added details to the Install the Cable Management Assembly section.	
548		548	Safety	
0242	273	273	Changes made to the manual based on feedback from the Broadcom and San Jose installation	
	309	309	Updated pictures, cable management procedures.	
	422	422	Changes to the inTEST manipulator section added.	
	509	509	Changes to the PDU Terminal Board Jumper Cable Connections table.	
	515	515	Changes made to the PDU Terminal Board Jumper Cable Connections table.	
	520	520	Changes made to Integration section on inspecting slot filler boards.	
531	531	Changes made to the computer connections under the Computer section.		

SEARCH






- Cables
- Calibration
- Computer
- Cooling
- Field Replaceable Units
- Instruments
- Manipulator
- Power
- Preventive Maintenance
- Safety
- SMC
- Support Cabinet
- Test Head
- Training
- Troubleshooting
- Tiger Site Prep Guide
- Install & Checkout Guide
- Product Integration Manuals
- Tiger Quick Reference

Topic	Revision Date	Update No.	Reason for Change
553-702-01 Installation and Checkout Guide	0242	542	Further instructions on how to add the test head to the manipulator.
		543	Changes made to the Rotation Angles diagram under the section Purge the Tiger Cooling System.
		545	New part numbers added to the QSB and PE32 blocks.
		546	Changes made to the System Integration section
		547	Changes made to the Installing the Cable Management section.
		548	Changes made to the Safety section.
		556	Changes made to the Installing the inTEST Manipulator section regarding the outriggers.
		557	Changes made to the section Installing the Manipulator.
		558	Changes made to the section Installing the Manipulator.
		559	Additional instructions were added to the section Installing the inTEST Manipulator.
		639	Changes were made to the DIP switch settings under the section Verify the PDU Input Power.
		647	Changes were made to the section Level the Support Cabinet. An additional installation checklist was added.
		659	Changes were made to the section Attaching the Test Head to the Manipulator.
663	The section Purge the Tiger Cooling System was updated.		
665	The section Purge the Tiger Cooling System was updated.		
690	The section Verify System Installation was updated.		
730	New section added, installing the Reid-Ashman manipulator.		
633	Installing the Testhead Covers section created.		
	0351	N/A	Docking and Continuity information added.
	0414	993	Coolant chemistry section updated

SEARCH






- Cables
- Calibration
- Computer
- Cooling
- Field Replaceable Units
- Instruments
- Manipulator
- Power
- Preventive Maintenance
- Safety
- SMC
- Support Cabinet
- Test Head
- Training
- Troubleshooting
- Tiger Site Prep Guide
- Install & Checkout Guide
- Product Integration Manuals
- Tiger Quick Reference

Topic	Revision Date	Update No.	Reason for Change
553-702-01 Installation and Checkout Guide	0430	296	Added information about setting the date and time. Added information to the Check Vacuum Leaks and Drain Test Head section. Replace 3 people with 4 people when lifting the beam. In the RAM manipulator Installation - Position and Install the Base section updated. Attached procedure added to all of the sections that include attaching the TH to the manipulator. A legend added to depict proper dip settings. New section Installing Vertical Stop added. Replaced section "Attach the Roll Sensor to the Test Head Planetary Gear" with the attached document "Mounting the Inclinometer". A more complete procedure for SMC startup and board installation has been generated. Manipulator pictures added. Debubble Procedure updated. New sub-section Installing the Engineering Standard added. Manipulator inclinometer (roll sensor) revision part updated.
		514	
		1137	
		1092	
		903	
		856	
		855	
		779	
		494	
		780	
808	1115	A procedure for installing the counterweight retainer to the inTEST installation section has been added.	
700	1088	Safety information updated.	
553-702-02 Analog Backplane	0050	N/A	Initial Release
		0211	569 487
553-702-03 Frame Card	0050	N/A	Initial Release
		0224	493
	0311	810	Corrected and updated QVS Configuration Rule.

SEARCH






- Cables
- Calibration
- Computer
- Cooling
- Field Replaceable Units
- Instruments
- Manipulator
- Power
- Preventive Maintenance
- Safety
- SMC
- Support Cabinet
- Test Head
- Training
- Troubleshooting
- Tiger Site Prep Guide
- Install & Checkout Guide
- Product Integration Manuals
- Tiger Quick Reference

Topic	Revision Date	Update No.	Reason for Change
553-702-04 PACS Backplane	0050	N/A	Initial Release
	0351	970 969 968 967 966 965 920	Note added about checker not recognizing PACS. Caution added about verifying the installation. Text changed about installing the PACS boards. Link added connecting the cables to verifying the installation. Note added. Note added. Table added to Physical Description
553-702-05 VHF 1 GHz	0050	N/A	Initial Release
	0224	581 574 593	Spreadsheet added for cable connections Spreadsheet added for cable connections Caution Added
553-702-07 VHFCW	0050	N/A	Initial Release
553-702-08 AWG 400a	0050	N/A	Initial Release
	0224	592	Caution Added
	0651	627	Changed the analog slot in the "Installing the channel card in the frame card" topic.
553-702-09 HCU	0050	N/A	Initial Release
	0414	1086	Table updated.
553-702-10 AWG 2500	0050	N/A	Initial Release
	0224	617 591	Chart Added to describe cable connections Caution Added
	0324	879	Cable part number updated.
553-702-12 AWG LAN	0126	N/A	Initial Release

SEARCH



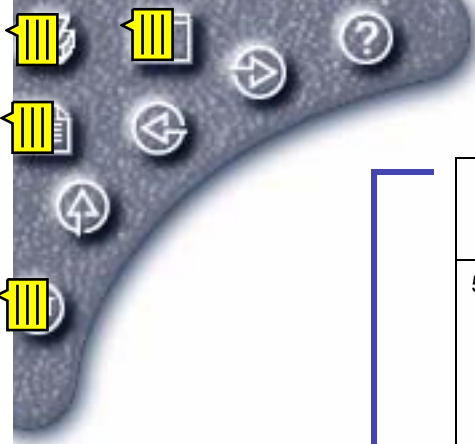


- Cables
- Calibration
- Computer
- Cooling
- Field Replaceable Units
- Instruments
- Manipulator
- Power
- Preventive Maintenance
- Safety
- SMC
- Support Cabinet
- Test Head
- Training
- Troubleshooting
- Tiger Site Prep Guide
- Install & Checkout Guide
- Product Integration Manuals
- Tiger Quick Reference

Topic	Revision Date	Update No.	Reason for Change
	0224	590	Troubleshooting - Caution box Added
553-702-13 LFAC	0050	N/A	Initial Release
	0224	641 200 194	Updated cable part number New flowcharts added to troubleshooting section. FRU and picture updates added.
553-702-14 BBAC	0139	N/A	Initial Release
	0211	554 540 523	Updated BBAC Clock Cable information per 554 Updated BBAC Configuration Rules per 540 BBAC Field Replaceable Unit
553-702-14 BBAC	0224	636 600	Add a link to the BBAC topic in the option specific frame card section. Installation
	0311	776	BBAC cables updated
553-702-15 Microwave	0050	N/A	Initial Release
	0139	480 513	Changed the location of the source channel from lower to upper position on the frame card. Changed the location of the measure module and octoport module from upper to lower position on the frame card.
553-702-16 DC Subsystem	0050	N/A	Initial Release
553-702-19 UBVI	0050	N/A	Initial Release
553-702-20 RDC24	0126	N/A	Initial Release
553-702-21 AAPU	0050	N/A	Initial Release
553-702-23 QVS	0050	N/A	Initial Release

SEARCH






- Cables
- Calibration
- Computer
- Cooling
- Field Replaceable Units
- Instruments
- Manipulator
- Power
- Preventive Maintenance
- Safety
- SMC
- Support Cabinet
- Test Head
- Training
- Troubleshooting
- Tiger Site Prep Guide
- Install & Checkout Guide
- Product Integration Manuals
- Tiger Quick Reference

Topic	Revision Date	Update No.	Reason for Change
553-702-26 Cables	0050	N/A	Initial Release
	0105	N/A	Added additional cable topics
	0110	N/A	Added additional cable topics
	0126	N/A	Added additional cable topics
	0139	N/A	Added additional cable topics
	0152	290	Part number updated and added additional cable topics
	0211	N/A	Added additional cable topics
	0414	955	Table updated for cable 807-433-00.
	0324	879	Cable 866-131-00 updated. Added additional SSPE cable topics
	0351	955	Cable information updated. I/O signal-names to the TH I/F (pn 804-305-00 and pn 804-306-00) added to the cable drawing.
553-702-27 DIB Interface	0518	1355	I/O signal-names to the TH I/F (pn 804-305-00 and pn 804-306-00) added to the cable drawing.
	0126	N/A	Initial Release
	0224	644	Updated gimbal sensing board
553-702-28 PE32 Board	0430	1157, 1128	New procedure, replacing the DPE cables using the modular connector tool.
	0211	550	New topic. Formally in Topic Digital Backplane.
553-702-29 QSB Board	0211	550	New topic. Formally in Topic Digital Backplane.
553-702-30 CSB Backplane	0050	550	Initial Release
553-702-31 Catalyst Support Board (CSB)	0224	550	Initial Release
	0351	937	Part number changed.

SEARCH



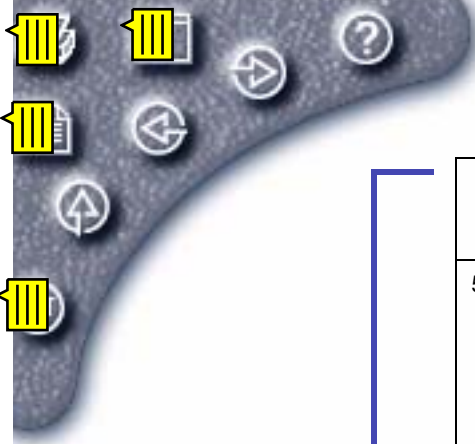


- Cables
- Calibration
- Computer
- Cooling
- Field Replaceable Units
- Instruments
- Manipulator
- Power
- Preventive Maintenance
- Safety
- SMC
- Support Cabinet
- Test Head
- Training
- Troubleshooting
- Tiger Site Prep Guide
- Install & Checkout Guide
- Product Integration Manuals
- Tiger Quick Reference

Topic	Revision Date	Update No.	Reason for Change
553-702-32 Filler Board	0211	550	New topic. Formally in Topic Digital Backplane.
553-702-33 Digital Backplane	0050	550	Initial Release
	0126	460	Added information and warnings to the digital board removal section
	0139	398	Removed references to checking the CDU level in the digital board removal procedure.
		399	Added OK to remove boards LED information. Added installation sheets (426-732-00)
		400 397	Added information for removing Backplane. Part Numbers corrected.
	0211	N/A	Topics moved to new topics
	0239	696	Interface cable spreadsheet added
0249	748 747	Added procedure for installing stiffener inspection procedures to the digital documentation	
	0414	1024	Text and illustration updated.
553-702-35 SPQ	0311	N/A	Initial Release
	0337	887	Installation procedure updated.
		890	Installation procedure updated.

SEARCH



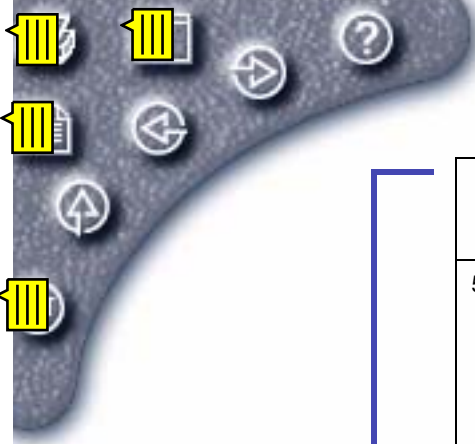


- Cables
- Calibration
- Computer
- Cooling
- Field Replaceable Units
- Instruments
- Manipulator
- Power
- Preventive Maintenance
- Safety
- SMC
- Support Cabinet
- Test Head
- Training
- Troubleshooting
- Tiger Site Prep Guide
- Install & Checkout Guide
- Product Integration Manuals
- Tiger Quick Reference

Topic	Revision Date	Update No.	Reason for Change
553-702-36 Troubleshooting	0050	N/A	
	0152	538 195	Added the Tiger Trigger Bus Reference Diagram. New pictures added and Troubleshooting updated
	0211	598	Change thsd_st to hsd_tiger_st in all the digital topics. New checkers added
	0224	529 646 537, 446	Vacuum Flow Diagram added Tiger test head design handbook link Checkers information updated.
	0239	716	Replacing Manipulator FRUs updated
	0311	717 800	New flowcharts added to troubleshooting section Test head fan connector procedure updated.
	0518	1033 1412 1415	All installation and replacement topics of digital FRIUs have been updated to add in information using the board guides Docking Troubleshooting procedure updated. Docking Troubleshooting procedure updated.
553-702-37 TJA	0050	N/A	Initial Release
553-702-38 Preventive Maintenance	0152	496	Initial Release
	0211	572	New Preventive Maintenance procedures added
	0224	599	Links updated
	0249	709 708	Added Dipslide bacteria test Added cdu particle filter PM Added main pump strainer PM
	0414	1074 994 972	Text updated. Cooling PM procedure updated. CD links fixed
	0430	1140	Performance Verification to Calibration Verification
	0311	785 772	Links updated. Tiger liquid cooling procedures updated.

SEARCH






- Cables
- Calibration
- Computer
- Cooling
- Field Replaceable Units
- Instruments
- Manipulator
- Power
- Preventive Maintenance
- Safety
- SMC
- Support Cabinet
- Test Head
- Training
- Troubleshooting
- Tiger Site Prep Guide
- Install & Checkout Guide
- Product Integration Manuals
- Tiger Quick Reference

Topic	Revision Date	Update No.	Reason for Change
553-702-38 Preventive Maintenance (cont.)	0351	791 788 932	Table updated. Text updated (replace not clean filter). Procedure updated. hcps_refcal to preventative maintenance for Level 3 calibration
	0518	1050	hcps_refcal added to preventative maintenance for Level 3 calibration
553-702-40 Power	0050	N/A	Initial Release
	0126	429	Changed linear door PS2 power supply from -12V to +12V in power supply table.
		435	Changed the Online Power PDU manual to FrameMaker files so we can link to individual sections within the manual.
	0139	473	Changed Bay 3 SWPS1 power supply part number from 495-417-00 to 405-416-00.
		492	Manipulator EMO information added.
		499 509, 510	LED information added. Changed jumper cable connection in the configure the input transformer topic.
	0311	828, 829	EMO indicator panel procedure updated.
0414	1005	The Power Supply DC Voltage Specifications, Power Supply Noise Specifications and the Power Supply Voltage Adjustment Potentiometer Location sections merged together.	
0651	902	Added and edited information to the graphic and text on page 42.	

SEARCH






[Cables](#)
[Calibration](#)
[Computer](#)
[Cooling](#)
[Field Replaceable Units](#)
[Instruments](#)
[Manipulator](#)
[Power](#)
[Preventive Maintenance](#)
[Safety](#)
[SMC](#)
[Support Cabinet](#)
[Test Head](#)
[Training](#)
[Troubleshooting](#)
[Tiger Site Prep Guide](#)
[Install & Checkout Guide](#)
[Product Integration Manuals](#)
[Tiger Quick Reference](#)

Topic	Revision Date	Update No.	Reason for Change
553-702-41 Computers	0050	N/A	Initial Release
	0126	256 257 300	Editorial changes to troubleshooting Added new instructions Added booting tester computer information
	0139	450 465 467	Added procedure to bring up 2nd monitor Added U5 and U6 references Added change_sys_name script instructions
	0211	575 519 517	Updated computer FRUs: 425- -00 and 425-454-01 New document added. New flowcharts added to troubleshooting section.
	0224	642, 643	Updated 20GB internal hard drive part number
	0324	874 873	Procedure updated. Note about a static strap added.
	0351	NA 971 976	Sun Blade information added. SunBlade Computer Upgrade Manual added. Figure updated.
	0651	1680	Replaced flowchart to show updated cable numbers on page 2 of the Sun Blade Computers Physical Description.
		1998	In the replacing Sun Blade 1500 computer FRUs section, changed FRU name for 445-004-00 from Keyboard/Mouse to Sun Blade 1500 Type-6 Keyboard, USB. Added new part number 360-789-00 for Sun Blade 1500 Type-6 USB Mouse.
	553-702-42 Cooling (CDU)	0050	N/A
0152		225 462, 463, 461,	Pictures and text updated New the Maintenance cart procedure, DI filter, and coolant process added.
		226	226 Text changed in picture.
0211		516	Added remove and install for LCS.

SEARCH






- Cables
- Calibration
- Computer
- Cooling
- Field Replaceable Units
- Instruments
- Manipulator
- Power
- Preventive Maintenance
- Safety
- SMC
- Support Cabinet
- Test Head
- Training
- Troubleshooting
- Tiger Site Prep Guide
- Install & Checkout Guide
- Product Integration Manuals
- Tiger Quick Reference

Topic	Revision Date	Update No.	Reason for Change
	0224	601	Header titles changed
	0239	724 699 691 713	Air purging procedure included Cleaning and replacing the main pump strainer added Troubleshooting/adjusting facility water EMO switch LCA replacement procedures updated CDU Manual Updated
553-702-42 Cooling (CDU)	0311	760 712 786	Part number added. LCA section added. LCA side A part number added to FRU list.
	0351	851	SMC CDU manual updated.
	0414	1073 1065 1030 1023 746	Text updated regarding new vacuum pumps. Part numbers updated. Programming the Watlow Controller procedure updated. Text and illustration added. FRU list updated.
	0430	1151 1146 1102	Note added about the replacement of an LCA requires the use of a Dandy Cart. Blue Dandy Cart part number added. New chemistry procedure updated.
	0448	1241	Information revised to and added to the topic.
	0518	974	FRU Part Numbers updated..
	0651	769	Replaced the wtc_a.fm file with an updated one.
	553-702-43 SMC	0050	N/A
0139		497	Update software commands to Image version 2.0. Added troubleshooting topic.

SEARCH






- Cables
- Calibration
- Computer
- Cooling
- Field Replaceable Units
- Instruments
- Manipulator
- Power
- Preventive Maintenance
- Safety
- SMC
- Support Cabinet
- Test Head
- Training
- Troubleshooting
- Tiger Site Prep Guide
- Install & Checkout Guide
- Product Integration Manuals
- Tiger Quick Reference

Topic	Revision Date	Update No.	Reason for Change
	0211	589 587 586 565 518 507 413	Added a sensor to the SMC troubleshooting topic. Changed sensor name in the SMC troubleshooting topic. Replaced Link on the intro page. Updated the SMC cabling information. Procedure for changing date/time added. A detailed SMC troubleshooting guide added. Errors corrected.
	0311	749	Errors corrected.
	0414	805 773	Part numbers updated. All smc30x changes incorporated in the smc topic.
553-702-44 Test Head	0050	N/A	Initial Release
	0211	576	Changed part number on Gimbal Sensing Board.
	0224	615	Pogo Pin replacement procedure added.
	0239	713 580 579	Spreadsheet added. Load Cell Assembly Replacement Procedure added. Gimbal Sensing Board replacement procedure added.
	0337	830	DIB Interface procedure updated.
553-702-45 Support Cabinet	0050	N/A	Initial Release
	0239	653	Updated cable part number
	0249	750	Added FRU cabinet fan tray fans
	0414	1072	Fuse install and remove procedures added to the topic.
553-702-46 Manipulator	0050	N/A	Initial Release
	0224	585	Troubleshooting - Flow Chart Added
	0311	782, 797 781	Physical Description updated. New section "Twist Range" added.

SEARCH






- Cables
- Calibration
- Computer
- Cooling
- Field Replaceable Units
- Instruments
- Manipulator
- Power
- Preventive Maintenance
- Safety
- SMC
- Support Cabinet
- Test Head
- Training
- Troubleshooting
- Tiger Site Prep Guide
- Install & Checkout Guide
- Product Integration Manuals
- Tiger Quick Reference

Topic	Revision Date	Update No.	Reason for Change
	0324	767 885	inTEST DC Chassis Configuring procedure added. Figure corrected.
	0351	940, 1015	Part number changed.
	0414	1075 1069 754 1067 1038	Note removed and table updated. inTEST Manipulator procedure updated. FRU subsection added to Docking section. Reid Ashman Manipulator safety topic updated. RAM Troubleshooting updated.
	0430	1150	The section Adding Counterbalance Weights updated.
	553-702-46 Manipulator (cont.)	0448	1202 1254 1262
0518		1451 1457	FRUs added. FRUs added.
0651		1884	Added RAM manipulator preventive maintenance section; added a cross-reference link to it from the Manipulator Introduction page.
		2003	Added part number 360-909-01 for universal joint, X-Y drive, to the replacing RAM manipulator FRUs list.
553-702-47 Docking	0050	N/A	Initial Release
	0239	657	Field Replaceable Units added
	0337	881	Serial Load Cell Diagnostics Procedure added.
	0430	1173	Course Alignment Pin Sensor Checkout added.

SEARCH



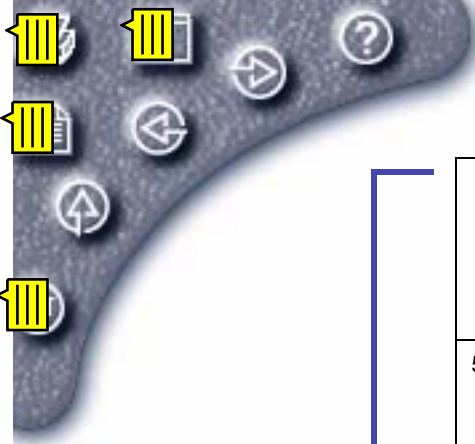


- Cables
- Calibration
- Computer
- Cooling
- Field Replaceable Units
- Instruments
- Manipulator
- Power
- Preventive Maintenance
- Safety
- SMC
- Support Cabinet
- Test Head
- Training
- Troubleshooting
- Tiger Site Prep Guide
- Install & Checkout Guide
- Product Integration Manuals
- Tiger Quick Reference

Topic	Revision Date	Update No.	Reason for Change
	0448	656	New information about the Serial Gimbal Actuation System added.
		1201 1273	New information added New part number (473-291-01 Cover, Safety, Ipd Kinematics) added.
	0518	1278	New FRUs added.
		1271	Several updates were made to the table in the Replacing Manipulator FRU's section.
	0518	1215 1307	Part numbers added. Procedure added.
	0651	248	Added sensor PCB B, CH I.F, Tiger, part number 420-490-00 to the docking FRU table (Outer Ring FRUs)
553-702-48 Checkers	0152	539	Data and chart updated.
		0430	New checker added.
553-702-49 Safety	0050	N/A	Initial Release
		0126	Information on Solid Waste added. Information on Solid Waste added. BTA MSDS sheet updated
		0430	MSDS updated New chemistry information added.
553-702-50 Calibration	0152	N/A	Initial Release
		0211	Added Level IV Calibration.
		0352	Added SPQ calibration procedures
		0414	Vhfcw, vhfawg 2500, vhfawg400 and Modclk CV Documents added AWGLAN and GigaDig CV Documents added The HCPS refcal procedure moved near the dcrefcal and hcurefcal sections since they are very similar.
		1003 787	

SEARCH



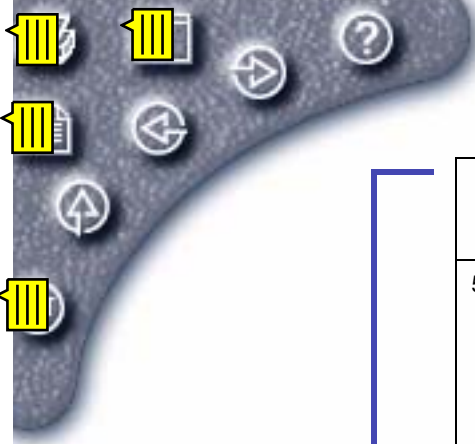


- Cables
- Calibration
- Computer
- Cooling
- Field Replaceable Units
- Instruments
- Manipulator
- Power
- Preventive Maintenance
- Safety
- SMC
- Support Cabinet
- Test Head
- Training
- Troubleshooting
- Tiger Site Prep Guide
- Install & Checkout Guide
- Product Integration Manuals
- Tiger Quick Reference

Topic	Revision Date	Update No.	Reason for Change
	0448	1188 1189	Equipment list table updated. Equipment list table updated.
553-702-52 Basic Training	0050	N/A	Initial Release
	0126	204 207 208 209 210 212-220 221 222 224 230	PDU Theory of Operation EMO subsystem EMO subsystem SMC CDU SMC PDU DC Subsystem EMO CDU
	0126	231-253 445	CDU DC Subsystem
	0139	N/A	New sections added: Arbitrary Waveform Generator Local Area Network (AWGLAN) MicroWAVE (μWAVE) Datacom Quad Voltage Source (QVS)
	0324	N/A	New sections added: Revision "A" CDU and HCPS
	0651	1049	Added hcps_refcal checker description to the HCPS Checkers section.
553-702-65 High Current Power Supply (HCPS)	0152	N/A	Initial Release
	0239	697	HCPS DIB interface cable added
	0518	921	Intall/removal procedures for cable 866-119-01, and 02 added.
553-702-66 GiaDig	0224	N/A	Initial Release
	0324	865	Cable drawing corrected.
553-702-66 GiaDig	0414	1048	References to installing the block removed.

SEARCH



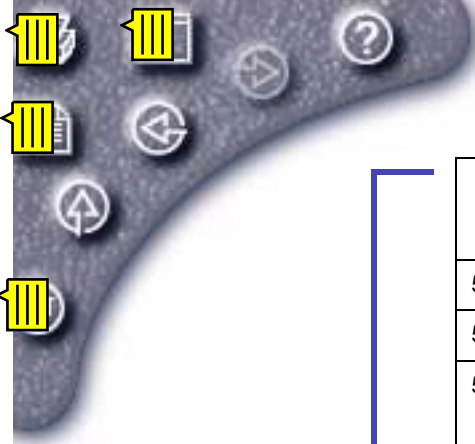


- Cables
- Calibration
- Computer
- Cooling
- Field Replaceable Units
- Instruments
- Manipulator
- Power
- Preventive Maintenance
- Safety
- SMC
- Support Cabinet
- Test Head
- Training
- Troubleshooting
- Tiger Site Prep Guide
- Install & Checkout Guide
- Product Integration Manuals
- Tiger Quick Reference

Topic	Revision Date	Update No.	Reason for Change
553-702-67 Nitrogen Purge Option	0152	N/A	Initial Release
	0651	1836	In the replacing FRUs list, changed part numbers as follows: 473-382-00 to 473-382-10; 473-382-00_02, _03, _04, and _05 to 473-382-10, _02, _03, _04, and _05. Deleted part number 473-382-00_01 Guidance Pin.
553-702-68 FRUs	0224	528	Initial Release
	0448	1212	Part number corrected and new part number added to the FRU list
	0651	1836	Changed part numbers as follows: 473-382-00 to 473-382-10; 473-382-00_02, _03, _04, and _05 to 473-382-10, _02, _03, _04, and _05. Deleted part number 473-382-00_01 Guidance Pin.
		1998	Changed FRU name for 445-004-00 from Keyboard/Mouse to Sun Blade 1500 Type-6 Keyboard, USB. Added new part number 360-789-00 for Sun Blade 1500 Type-6 USB Mouse. In Sun Blade 2500 FRUs list, deleted Keyboard/Mouse row.
	2003	Added part number 360-909-01 for universal joint, X-Y drive.	
	2033	Added part numbers 360-464-00 and 360-596-00 for Tiger pogo pin repair kit and sheared pin removal tip.	
	2031	Modified the text for part number 361-030-00. Part number 361-030-00 was changed to 360-948-00. Added a figure. Moved Removal and Replacement procedure to part number 360-948-00.	
553-702-69 DPE32 Board	0224	550	Initial Release
	0224	N/A 693	Option installation procedure added Part Number of the Assembly Board Extraction Tool added.
	0324	798	Part number changed.

SEARCH






- Cables
- Calibration
- Computer
- Cooling
- Field Replaceable Units
- Instruments
- Manipulator
- Power
- Preventive Maintenance
- Safety
- SMC
- Support Cabinet
- Test Head
- Training
- Troubleshooting
- Tiger Site Prep Guide
- Install & Checkout Guide
- Product Integration Manuals
- Tiger Quick Reference

Topic	Revision Date	Update No.	Reason for Change
553-702-72 Splitter Board	0224	550	Initial Release
553-702-73 ACISB	0224	N/A	Initial Release
553-702-74 SSPE	0324	N/A	Initial Release
	0430	1121	Software driver information added to computer topic with links to SSPE Cables updated in cable topic with links to SSPE
	0448	1199 1243 1233 1237	Information revised to and added to SSPE topic. A new section added to the SSPE Topic. Appendix C Lynx Calibration Test Descriptions incorporated into the topic. New information added and existing information updated.
	0518	1095	The latest 866-145-31,64 cable drawings updated
553-702-75 VSM	0324	N/A	Initial Release
	0337	916	VSM ready procedure updated
553-702-81 TurboAC	0351	N/A	Initial Release
	0414	1093	Part number changed.
	0430	1155 1135	Current frame card assembly instruction updated. Troubleshooting flow chart and checker description chart added.
553-702-82 Deinstallation Guide	0337	N/A	Initial Release
	0430	1098, 1099	Deinstalling a RAM manipulator procedure added.
	0448	1089	The installation and deinstallation procedures have been modified due to a safety issue.

SEARCH



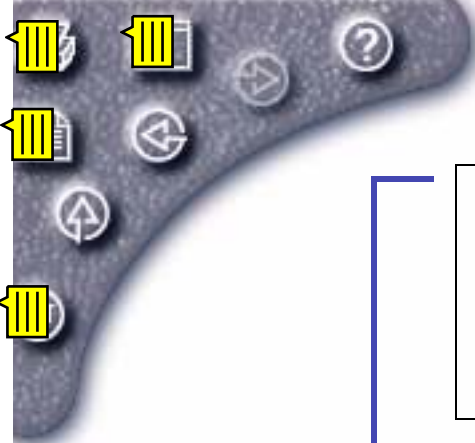


- Cables
- Calibration
- Computer
- Cooling
- Field Replaceable Units
- Instruments
- Manipulator
- Power
- Preventive Maintenance
- Safety
- SMC
- Support Cabinet
- Test Head
- Training
- Troubleshooting
- Tiger Site Prep Guide
- Install & Checkout Guide
- Product Integration Manuals
- Tiger Quick Reference

Topic	Revision Date	Update No.	Reason for Change
	0518	1385	Updated chemical safety section to include information on current chemicals and their updated material safety data sheets (MSDSs).
	0651	1384	Updated the shipping brackets, shipping cart, and part numbers in the RAM manipulator deinstallation section. Added cross-references to the RAM manipulator deinstallation section. Added shipping cart, shipping brackets, and related parts to the Required Tools and Shipping Materials section.
553-702-86 VHF 5000	0430	N/A	Initial Release
	0448	1220	Part number corrected.
553-702-87 VHF 6000	0448	N/A	Initial Release
Readme File	0050	N/A	Initial Release.
	0105	N/A	Date revised
	0110	N/A	Date revised
	0126	453, 454	Arcobat install procedure for UNIX has been revised.
	0139	N/A	Date revised
	0152	N/A	Date revised
	0211	N/A	Date revised
	0224	N/A	Date revised
	0239	N/A	Date revised
	0249	N/A	Date revised
	0311	N/A	Date revised. UNIX Arcobat install procedure revised.
	0324	N/A	Date revised.
	0351	N/A	Date revised.
	0414	N/A	Date revised.

SEARCH





Topic	Revision Date	Update No.	Reason for Change
	0430	N/A	Date revised.
	0448	N/A	Date revised.
	0518	N/A	Date revised.

- Cables
- Calibration
- Computer
- Cooling
- Field Replaceable Units
- Instruments
- Manipulator
- Power
- Preventive Maintenance
- Safety
- SMC
- Support Cabinet
- Test Head
- Training
- Troubleshooting
- Tiger Site Prep Guide
- Install & Checkout Guide
- Product Integration Manuals
- Tiger Quick Reference

SEARCH

