









Specifications

BE-1204C-BC BE-1206B-BC

Model	 Lock stitch	 No. of needles	 Double hook	 Light materials	 Medium materials	 Stitch length	 Thread trimmer	 Max. sewing speed
BE-1204C	★	12	2	★	★	0.1-12.7 mm	★	1,000 rpm
BE-1206B								

	BE-1204C-BC	BE-1206B-BC
Feed system	By timing belt and stepping motor drive	
Power source / consumption	Single phase 200V, 220V, 230V, 240V 1.1kVA	
Distance between machine head	500 mm	360 mm
Weight	670 kg / 1477 lbs.	700 kg / 1544 lb.
Machine dimension (W x L x H)	At delivery: 120" x 32" x 55" After set up: 120" x 54" x 69"	
Storage medium	Tajima format 3.5" 2DD floppy disks 3.5" 2HD floppy disks based on Tajima format Barudan FDR/FMC format 3.5" 2DD floppy disks ZSK format 3.5" 2DD floppy disks Brother ECS format 3.5" floppy disks	

Max. field size (X-Y) and Max. sewing speed

	No. of machine heads	Border frame	Flat frame	Tubular frame	Cap frame	
					Wide	Semi wide
BE-1204C-BC	4	500 x 450 mm (1,000 rpm)	400 x 430 mm (1,000 rpm)	400 x 430 mm (1,000 rpm)	360 x 85 mm (850 rpm)	180 x 70 mm (850 rpm)
BE-1206B-BC	6	360 x 450 mm (1,000 rpm)	300 x 430 mm (1,000 rpm)	300 x 430 mm (1,000 rpm)	360 x 85 mm (850 rpm)	180 x 70 mm (850 rpm)

	Computer control type	Stand-alone type
Display	Computer monitor Icon display, mixed kanji/kana display (Japanese, English, French, German, Spanish, Italian; other languages to be added later)	Operation panel display Icon display, mixed kanji/kana display (Japanese, Chinese (unsimplified), English, French, German, Spanish, Italian, Portuguese)
Needle bar/speed range	Separate setting for each needle bar	
Area trace	Boundaries selectable from rectangle or hexagon; stop, forward and back control functions	
Step-forward / Step-back	Units of 1, 10 or 100 stitches, color change units, movement by directly-specified number of stitches	
Automatic color changing	Unlimited	Up to 99 recordable for each pattern
No. of recordable patterns	Unlimited	45 pattern
Memory	Unlimited (depending on computer hard disk capacity)	480,000 stitches equipped as standard
Pattern rotation	-359 – 359° (units of 1° or 90°)	0 – 359° (units of 1° or 90°)
Pattern repeating	Specified number (1 to 100 times in each direction)	Specified number (1 to 99 times in each direction)
Pattern enlargement / reduction	50 – 200% (units of 1°)	
Embroidery start / stop position changing	Possible	Impossible

Windows is a registered trademark of Microsoft Corporation in the U.S. and other countries.

Product specifications are subject to change for improvement without notice. Please read instruction manual before using the machine for safe operation.

At your side™
brother®

Brother International Corporation ■ IPD/Embroidery Division 100 Somerset Corporate Blvd., Bridgewater, NJ 08807 ■ Brother Industries, Ltd. Nagoya, Japan
800-432-3532 ■ Visit our Web site at <http://www.brother.com/>

brother®

BROTHER
EMBROIDERY
SYSTEMS



12 needle 4 head wide embroidery machine

BE-1204C-BC


12 needle 6 head embroidery machine

BE-1206B-BC

- Shorter cycle time increases productivity
- Attractive finishes and stable quality
- Short thread remaining length after thread trimming
- Flexible combinations are possible with computer control type



BE-1204C



BE-1206B

Optimized thread tension ensures that finishes are always stable and attractive. Total cycle time is shorter, and these models are ideal for both multi-variety small-lot production and small-variety large-lot production.



Increased productivity

- **Cycle times have been reduced.**

Unnecessary feeding after thread trimming has been eliminated and the time taken for thread trimming has been reduced. In addition, color change is also carried out at high speed, so that total cycle time has been reduced by about 5% (compared to previous Brother products).

- **Switching between flat frames and cap frames is simple.**

There is no need to replace the needle plate or adjust the presser foot height when replacing frames, so overall setup time has been greatly reduced. Installing and removing the cap frame driver is also simplified.




Increased productivity

- **Reduced downtime, with thread breakages and thread tangling prevented before they occur.**

Highly-sensitive upper thread breakage sensors which monitor lower thread breakages are equipped as standard, so that if a thread breakage occurs or bobbin runs out, it is detected immediately. This keeps downtime to an absolute minimum.

Rotary hooks that reduce the load placed on the threads have been adopted. In addition, an optimized thread take-up mechanism has also been adopted to prevent thread breakages.

A thread take-up cover is provided to accurately prevent the thread tangles around the take-up levers.



Stable and attractive finishes are provided

The adoption of a thread take-up mechanism, that has been optimized to provide the ideal thread tightness and a high-precision feed control mechanism, provides stable seam tightness under an even wider range of conditions so that high-quality finishes can always be obtained. Newly developed double-capacity rotary hooks ensure stable thread tightness, and correct thread tensions can be obtained for light up to heavy materials.

Short thread remaining lengths

The thread trimming knife is located as close to the needle plate as possible. The thread remaining length underneath the material is approximately 6 mm. Because the thread remaining length is so short, the thread does not need to be manually trimmed.

Low vibration and low noise

A reduction in jump noise means that vibration has been greatly reduced, and at the same time operation is much quieter overall.

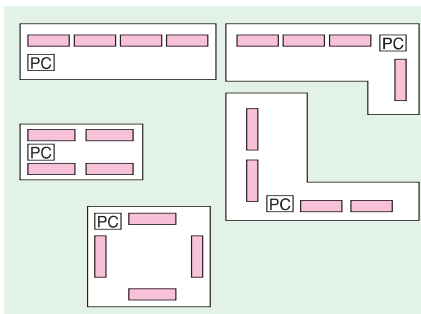
Flexible response to customer needs (computer control type)

- **Machines can be combined to meet customer needs.**

A single computer can control a maximum of four units. These four units can operate independently at the same time, which is ideal for large-variety small-lot production runs and for producing different items all at once. It also allows productivity to be greatly increased.

4 head and 6 head embroidery machines can also be combined, so that you can select the number of heads – for example, 8 heads (4 + 4), 10 heads (6 + 4), or 12 heads (6 + 6) – in accordance with your needs.

Layouts can use factory space more efficiently



1 PC controls 4 units



Flexible response to customer needs (computer control type)

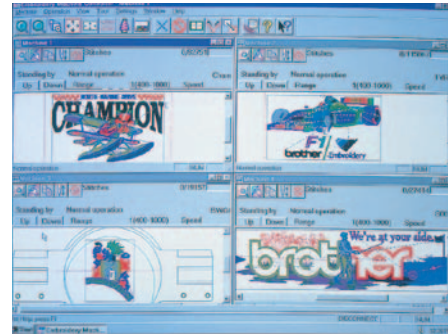
• Computer control allows centralized control.

The progress of embroidering jobs are displayed on the computer screen. Details such as number of stitches, job progress, embroidering speed, and speed ranges are visible in real time.

Production statistics can also be collated to provide information for better production control. The information can also be displayed in graphs by using commercially-available graph plotting software.

Embroidery patterns can be classified and stored in separate folders.

Stand-alone type is also available for operating machines individually without computer.




Option

Control panel



Wide tubular frame



15" x 16" frame (4-head only)




Bobbin winder

The bobbins can be wound either while embroidering is in progress or while the machine is stopped.



Cap frame



Peripheral equipment

BES-300N Integrated network system

Multiple embroidery machines are connected together for more efficient management (Distribution of embroidery data, Centralized database management, Real-time monitoring of embroidery machines, Generation of production reports) Only stand-alone embroidery machines can be connected. Computer-controlled machines cannot be connected.

