

Flicware™ User Manual



Application Software for Your

F l i c™
Laser Bar Code Scanner

Introduction

Read This First!


Thank you for downloading Flicware, the software wedge for your Flic laser bar code scanner.

Flicware converts your Flic to a bar code “wedge” for Windows personal computers. With Flicware, any Windows program turns into a bar code application in only minutes—you can scan bar codes directly into your program just as if you’d typed the data in yourself at the keyboard.

Together, the Flic and Flicware represent a major breakthrough in bar code technology. Light, portable, and extremely affordable, the Flic bar code scanner requires nothing more than this included program and three AAA batteries.

Flicware uses factory settings for its operation.

Technical support for Flicware is available on our website at www.flicscanner.com.



Upgrade Flicware to Flicware Pro

You can use Flicware to handle many standard tasks. If, after using Flicware for a while, you decide you’d like to upgrade to the state-of-the-art version of the software, simply log on to www.flicscanner.com and click on the “Flicware Pro” link.

Flicware Pro has many dynamic features to help you get the most from your scanning equipment, including transaction processing, voice prompting and error messaging. You can customize the interface to send data quickly, by specifying the data type, whether to add or strip characters, and more. Flicware Pro automatically detects your application and sends data in the format the application expects.

Software Installation

Visit www.flicscanner.com and click on the link for "Flicware." Follow the on-screen instructions to begin downloading and installing Flicware.

If you choose to take advantage of the advanced features offered by Flicware Pro, visit www.flicscanner.com and click on the link for "Flicware Pro." Follow the on-screen instructions to purchase your licensed copy of Flicware Pro.

Hardware Installation

All you have to do to install your hardware is to connect the Flic cable to the RS-232 port on your computer, and plug the cable into your Flic scanner.

We also offer many accessories for your Flic to support portable or tethered applications, including a convenient holster, docking station, USB adapter cable and protective boot.

License

Your use of Flicware is conditioned on your acceptance of the terms of Microvision's end user license agreement which will be displayed prior to your first use of the Flicware software. If you do not agree to the terms of the end user license agreement, you will not be able to use the Flicware software. The terms of the end user license agreement are reproduced at the end of this manual.

The Basics

Be sure to read the Flic Operator's Guide for tips on using the hardware.

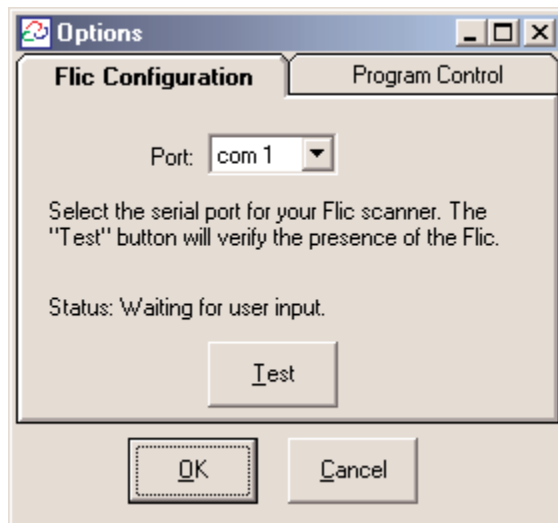
What Flicware Does

Flicware is designed to work with a Flic bar code scanner connected to a serial port on a PC running Windows, version 95 or later. It also works with the Flic's USB adapter cable, available for purchase at www.flicscanner.com.

When Flicware is active, it sends ASCII data received from the serial port to the active window as keystrokes. This means that everything you scan enters the program just as if you typed it at the keyboard.

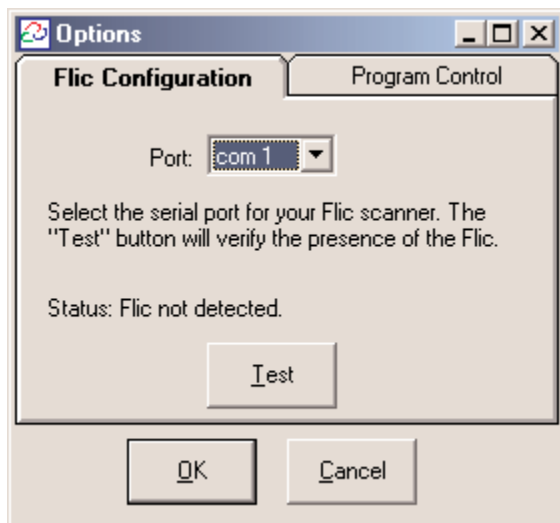
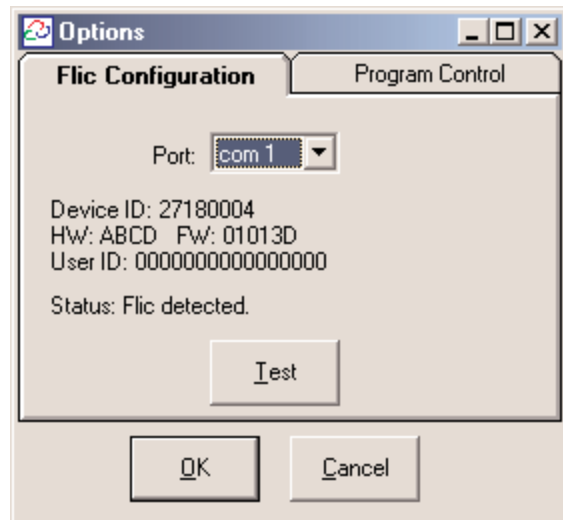
Getting Started

The very first time you launch Flicware, it automatically opens the Options window for you, so that you can test the Flic scanner's connection.



When this window launches, you'll notice that the message area of the Options window says, "Status: Waiting for user input." Ensure that the Flic scanner is attached to its cable, and that the cable is attached to an RS-232 port on your computer. Select the port's ID, and press the Test button.

If everything is in order, the window will display the message, "Flic detected."




If, after pressing the Test button, the status line says, "Flic not detected," check the connections, and/or try another port.

Once the test is successful and the Flic scanner is detected, close the Options window by pressing the OK button. The program's main window launches, and you can proceed.

If you want to continue with your Flic inactive, press Cancel.

The Main Window



Flicware is controlled by the File and Tools menus in the main window. These menu options are explained on the following pages.

Note that when you minimize the Flicware window, it goes into the system tray instead of the task bar like most programs. The system tray is that box at the right-hand side of the task bar, where you can see the time display.



If no Flic has been detected, or if Flicware has not been made active (see page 11), Flicware's system tray icon changes to remind you, as shown.

The File Menu

Exit

This selection quits Flicware. Depending on which preferences that you have set, a dialog box may appear asking you to confirm that you wish to quit.

About...

This selection provides information about Flicware and Microvision, Inc.



The Tools Menu

Options...

The Options... window lets you choose the settings that control the way that Flicware operates. There are two tabs that you can select to configure your Flic scanner, or control the Flicware program's operation.

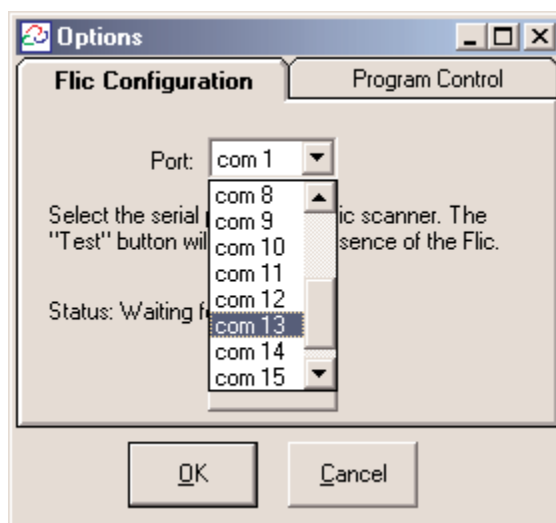
Pressing OK saves your settings and exit the Options... dialog. Pressing Cancel exits this dialog box without saving the settings that you changed.

Flic Configuration

When the Flic Configuration tab is selected, you can change which port the Flic scanner uses, and test to ensure your connection is working.

Flicware can read from COM1 through COM16, as set by the drop-down menu at the top.

Pressing the Test button checks to ensure the Flic is connected to that port, and displays an appropriate message.



If the Flic is not detected, check the cable connections. If the cable is connected properly, try using other ports.

Program Control

When the Program Control tab is selected, you can change the basic way the Flicware program operates.

Confirmation Needed to Quit

This selection can provide a measure of safety that ensures you do not accidentally quit Flicware. You can specify three different levels of safety.

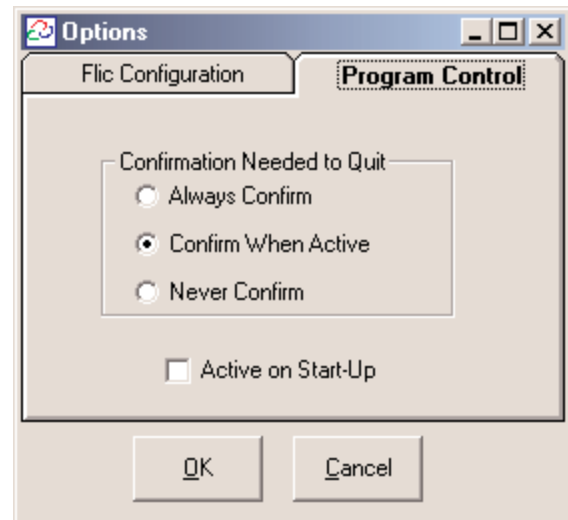
Always Confirm: When you check the Always Confirm radio button, Flicware will always double-check that you want to quit when the program is operational, whether or not Flicware is active.

Confirm When Active: When you check the Confirm When Active radio button, Flicware will only ask you for confirmation if Flicware is currently selected to be active (and is therefore probably scanning bar codes).

Never Confirm: When you check the Never Confirm radio button, Flicware will never ask you to confirm that you want to quit; it will exit the program.

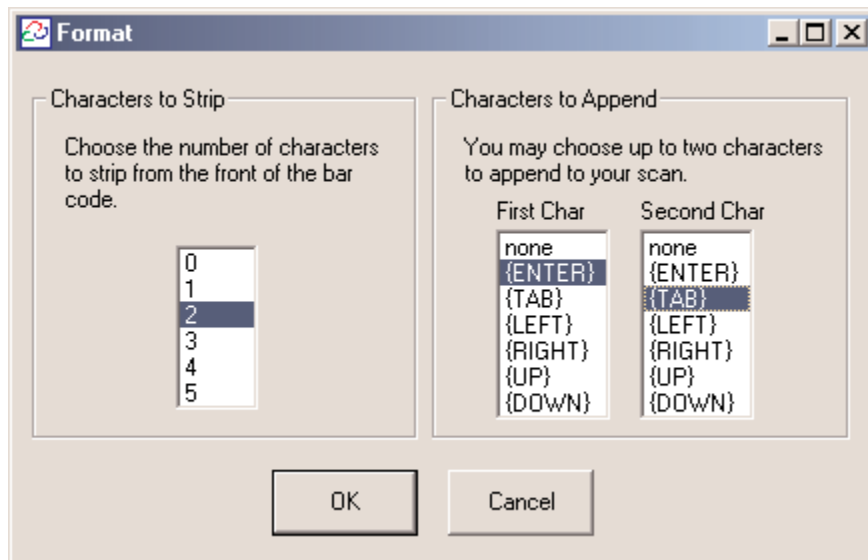
Active on Start-Up

When you check the Active on Start-up check box, Flicware immediately sets the Flic scanner to be active when you run the Flicware program. This is useful if you want to automatically load and start Flicware and start scanning bar codes immediately when the computer boots. This is the default setting for Flicware.



Format...

This dialog box allows you to modify the data sent by the bar codes you scan. Pressing OK accepts all changes you have made; pressing the Cancel button ignores all adjustments you have made since opening the dialog box.



Characters to Strip

Many bar codes have standardized leading characters to identify the bar code's language or the item's manufacturer. In the box on the left, you can command Flicware to strip from zero to five characters from the front end of the bar code, eliminating these characters from your data.

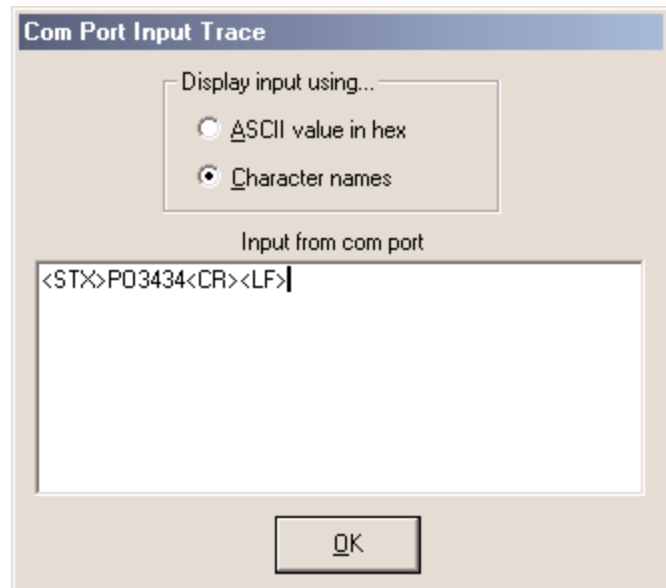
Characters to Append

Most programs require additional keystrokes to properly input data and navigate program controls. You can use the boxes on the right to add one or two keystrokes to the end of the scanned data. For example, you could set your Flic so that every time it scanned a bar code, it added the {Return} and {Tab} keystrokes, just as if you had hit those keys on your computer keyboard. Likewise, the {UP}, {DOWN}, {LEFT}, and {RIGHT} characters act just like the arrow keys on your keyboard.

Trace...

Debugging may be required to properly configure Flicware for your particular application. This dialog box allows you to see exactly what data your Flic reader is sending to your computer. This will help you determine whether or not you need to strip characters and/or append characters in the format window to get your data processed properly.

Pressing the OK button closes this window.



Display Input Using...

This lets you choose whether you wish to see ASCII characters in hexadecimal format, or the names of the characters.

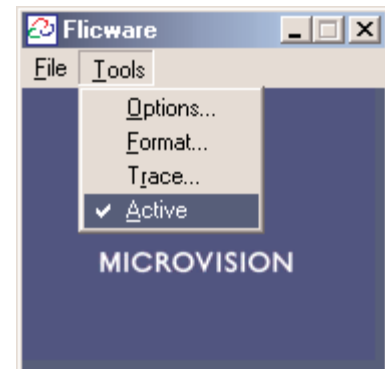
Input from com Port

This text box shows you precisely what data are being sent. Newer transmissions are added to the end of the text shown.

Active

This menu option is a yes/no selection; it does not open a dialog box.

When Active is checked, Flicware is ready to accept data from the Flic and insert it into your Windows application. When Active is not checked, Flicware is disabled and data from the Flic scanner will not be processed.



Troubleshooting

I hit the Test button, but the Flic is not detected.

Check the cabling and ensure the Flic is plugged in. If that doesn't work, try each port.

I scan, but the data does not appear.

Be sure the Flicware is Active (see page 11). Also, be sure the application where you want the data inserted is the front window. Finally, be sure the Flic scanner is set to the factory default configuration by scanning the Defaults bar code given here:



The Flic is sending incorrect data.

Be sure the Flic scanner is set to the factory default configuration by scanning the Defaults bar code given above. Then check the Format options for Characters to Strip and Characters to Append (see page 10) and make sure these are set correctly.

When I start Flicware, I get a port setup error.

Make sure another copy of Flicware is not already running. Also, make sure a data synchronization program is not using the same port. Such programs can lock up the serial port even though they are not running.

Legal Notices

Copyright Notice

Software copyright ©1996-2002 by Data Technologies, Inc. All rights reserved.
Distributed under license with Microvision, Inc.

Changes to Manual

The information in this document is subject to change without notice, and does not represent a commitment or warranty on the part of Microvision, Inc., or Data Technologies, Inc. No part of this manual may be reproduced by any means for any purpose without the express written permission of Microvision, Inc., and Data Technologies, Inc. The sole exception is that purchasers of the Flicware may print copies of this document for internal use only.

Trademarks

Microvision and the Microvision logo are registered trademarks of Microvision, Inc. Flic and Flicware are trademarks of Microvision, Inc.

Data Technologies is a trademark of Data Technologies, Incorporated.

Flicware License Agreement

FLICWARE™ AND FLICWARE PRO™ END USER SOFTWARE LICENSE AGREEMENT

IMPORTANT NOTICE TO END USERS: This End User License Agreement (the "Agreement") is a legal agreement between the purchaser of the Licensed Software being made available for use with the Microvision Flic™ bar code scanner (either an individual person or a single legal entity, who will be referred to in this Agreement as "You") and Microvision, Inc.

BY DOWNLOADING, INSTALLING, COPYING OR OTHERWISE USING THE LICENSED SOFTWARE (AS DEFINED BELOW), YOU AGREE TO BE BOUND BY THE TERMS OF THIS AGREEMENT. IF YOU DO NOT AGREE TO THE TERMS OF THIS AGREEMENT, DO NOT DOWNLOAD, INSTALL, COPY OR USE THE LICENSED SOFTWARE. IF YOU ACQUIRED THE LICENSED SOFTWARE ON TANGIBLE MEDIA (e.g. CD) WITHOUT AN OPPORTUNITY TO REVIEW THIS LICENSE AND YOU DO NOT ACCEPT THIS AGREEMENT, YOU MAY OBTAIN A REFUND OF ANY AMOUNT YOU ORIGINALLY PAID IF YOU (A) DO NOT USE THE LICENSED SOFTWARE AND (B) RETURN IT, WITH PROOF OF PAYMENT, TO THE LOCATION FROM WHICH IT WAS OBTAINED WITHIN THIRTY (30) DAYS OF THE PURCHASE DATE.

This Agreement is effective on the date on which You manifest Your acceptance of this Agreement by downloading, installing, copying or otherwise using the Licensed Software.

IMPORTANT NOTICE TO RESELLERS AND DISTRIBUTORS: If you are an authorized reseller or distributor of the Microvision Flic™ bar code scanner, you may download the Licensed Software for distribution or resale to end user customers, provided that doing so is consistent with the terms of your existing distribution or reseller agreement with Microvision. Except as provided in the following sentence, your acceptance of the terms of this Agreement will not supercede, modify or amend the terms and conditions of your existing reseller or distributor agreement with Microvision. *However, by downloading the Licensed Software and manifesting your acceptance of this Agreement, you agree that (i) you will only distribute the Licensed Software pursuant to this End User License Agreement between Microvision and the end user; (ii) you will provide each of your end user customers with a copy of this End User License Agreement and ensure that such end users are on notice that their use of the Licensed Software is contingent upon their acceptance of the terms and conditions of this End User License Agreement, and (iii) you will refund the purchase price of the Licensed Software to any end user customer who does not accept the terms and conditions of this End User License Agreement and returns the Licensed Software unused within thirty (30) days of their purchase date.*

DEFINITIONS. In this Agreement, "Licensed Software" means the computer programs, in machine-readable, interpreted, compiled or other form, furnished to You for use with Flic™ Scanner(s), whether owned or licensed by Microvision, and including without limitation, (i) computer programs residing on any medium and all materials or contained in any download supplied by Microvision in connection with the Licensed Software, (ii) related explanatory written materials or files ("Documentation"); and (b) upgrades, modified versions, updates, additions, and copies of the Licensed Software, if any, provided to You by Microvision, either directly or indirectly (collectively, "Updates"). The "Flic™ Scanner(s)" means the Microvision Flic bar code scanner(s) that Microvision sold to You, either directly or indirectly. "Microvision" means Microvision, Inc., 19910 North Creek Parkway, Bothell, WA 98011-3008.

LICENSE. As long as You comply with the terms of this Agreement, Microvision grants You a personal, non-exclusive, non-transferable license to use the Licensed Software (in object code form only) for Your own use in the operation of the Flic™ Scanner(s). The license granted hereunder is perpetual.

SOFTWARE TITLE. Microvision is not selling You the Licensed Software. Title to the Licensed Software, including all translations, compilations, derivative works and copies remain with Microvision or its licensors, as the case may be.

SUPPORT SERVICES. Microvision or the reseller or distributor from whom You purchased Your Flic™ Scanner(s) may provide You with support services related to the Licensed Software ("Support Services"). Use of Support Services is governed by the policies and programs described in the user manual, in "online" documentation, or in other materials from the support services provider. Any supplemental software code provided to You as part of the Support Services are considered part of the Licensed Software and subject to the terms and conditions of this Agreement. You acknowledge and agree that Microvision and its licensors, contractors, resellers and distributors may use technical information You provide to them as part of the Support Services for its business purposes, including for product support and development.

RESTRICTIONS.

You will not use the Licensed Software in conjunction with any other equipment, system, processing units, or for any purpose other than for the operation of the Flic™ Scanner(s) and solely for Your internal business in accordance with operating instructions. Microvision or its authorized resellers or distributors may provide from time to time.

Unless specifically and expressly permitted by Microvision, You agree not to modify, adapt or translate the Licensed Software. You also agree not to reverse engineer, decompile, disassemble or otherwise attempt to discover the source code of the Licensed Software except to the extent You may be expressly permitted to decompile under applicable law, it is essential to do so in order to achieve operability of the Licensed Software with another software program, and You have first requested Microvision to provide the information necessary to achieve such operability and Microvision has not made such information available. Microvision has the right to impose reasonable conditions and to request a reasonable fee before providing such information. Any information supplied by Microvision or obtained by You, as permitted hereunder, may only be used by You for the purpose described herein and may not be disclosed to any third party or used to create any software which is substantially similar to the expression of the Licensed Software.

INTELLECTUAL PROPERTY AND CONFIDENTIALITY.

The Licensed Software and any copies that You are authorized by Microvision to make are the intellectual property of and are owned by Microvision, Inc. and its licensors. The Licensed Software is protected by copyright, including without limitation by United States Copyright Law, international treaty provisions and applicable laws in the country in which it is being used. You may not copy the Licensed Software, except as set forth in Section 2 (License). Any copies that You are permitted to make pursuant to this Agreement must contain the same copyright and other proprietary notices that appear on or in the Licensed Software. Trademarks shall be used in accordance with accepted trademark practice, including identification of trademarks owners' names. Trademarks can only be used to identify printed output produced by the Licensed Software and such use of any trademark does not give You any rights of ownership in that trademark. Except as expressly stated herein, this Agreement does not grant You any intellectual property rights in the Licensed Software and all rights not expressly granted herein are reserved by Microvision.

The Licensed Software, including without limitation its structure, organization and code, and its accompanying Documentation are Microvision's or its licensors', as the case may be, confidential information and constitute trade secrets. You will not directly or indirectly, disclose such information except to those of its employees or consultants who require such disclosure in connection with Your use of Flic™ Scanner(s) and who are also subject to the same confidentiality obligations.

LIMITED WARRANTY

Limited Warranty. Microvision warrants that the Licensed Software will perform substantially in accordance with the accompanying materials and online documentation for a period of ninety (90) days from the date of receipt. Any supplements or updates to

the Licensed Software provided to You after the expiration of ninety (90) days limited warranty period are not covered by any warranty or condition, express or implied. Microvision and its licensors and suppliers' entire liability and Your exclusive remedy will be, at Microvision's option, (a) return of the price paid (if any) for the Licensed Software, or (b) repair or replacement of the Licensed Software that does not meet this limited warranty and that is returned to Microvision. This Limited Warranty is void if failure of the Licensed Software has resulted from accident, abuse, misapplication, abnormal use or a virus.

DISCLAIMER OF WARRANTIES. THE LIMITED WARRANTY THAT APPEARS ABOVE IS THE ONLY EXPRESS WARRANTY MADE TO YOU AND IS PROVIDED IN LIEU OF ANY OTHER EXPRESS WARRANTIES (IF ANY) CREATED BY ANY DOCUMENTATION OR PACKAGING. EXCEPT FOR THE LIMITED WARRANTY AND TO THE MAXIMUM EXTENT PERMITTED BY APPLICABLE LAW, MICROVISION AND ITS LICENSORS PROVIDE THE LICENSED SOFTWARE AND SUPPORT SERVICES (IF ANY) "AS IS" AND WITH ALL FAULTS, AND HEREBY DISCLAIM ALL OTHER WARRANTIES AND CONDITIONS, EITHER EXPRESS, IMPLIED OR STATUTORY, INCLUDING, BUT NOT LIMITED TO, ANY (IF ANY) IMPLIED WARRANTIES, DUTIES OR CONDITIONS OF MERCHANTABILITY, OF FITNESS FOR A PARTICULAR PURPOSE, OF ACCURACY OR COMPLETENESS OR RESPONSES, OF RESULTS, OF WORKMANLIKE EFFORT, OF LACK OF VIRUSES AND OF LACK OF NEGLIGENCE, ALL WITH REGARD TO THE LICENSED SOFTWARE, AND THE PROVISION OF OR FAILURE TO PROVIDE SUPPORT SERVICES. ALSO, THERE IS NO WARRANTY OR CONDITION OF TITLE, NONINFRINGEMENT, QUIET ENJOYMENT, QUIET POSSESSION, CORRESPONDENCE TO DESCRIPTION OR NON-INFRINGEMENT WITH REGARD TO THE LICENSED SOFTWARE.

EXCLUSION OF CONSEQUENTIAL AND OTHER DAMAGES. TO THE MAXIMUM EXTENT PERMITTED BY APPLICABLE LAW, NEITHER MICROVISION NOR ITS LICENSORS WILL BE LIABLE FOR ANY SPECIAL, INCIDENTAL, INDIRECT, OR CONSEQUENTIAL DAMAGES WHATSOEVER (INCLUDING, BUT NOT LIMITED TO, DAMAGES FOR LOSS OF PROFITS OR CONFIDENTIAL OR OTHER INFORMATION, FOR BUSINESS INTERRUPTION, FOR PERSONAL INJURY, FOR LOSS OF PRIVACY, FOR FAILURE TO MEET ANY DUTY INCLUDING OF GOOD FAITH OR OF REASONABLE CARE, FOR NEGLIGENCE, AND FOR ANY OTHER PECUNIARY OR OTHER LOSS WHATSOEVER) ARISING OUT OF OR IN ANY WAY RELATED TO YOUR USE OF THE FLIC™ SCANNER(S) OR THE LICENSED SOFTWARE, THE PROVISION OF OR FAILURE TO PROVIDE SUPPORT SERVICES, OR OTHERWISE UNDER OR IN CONNECTION WITH THIS AGREEMENT, INCLUDING

ING AS A RESULT OF A CLAIM OF PATENT, COPYRIGHT OR TRADEMARK INFRINGEMENT, EVEN IN THE EVENT OF THE FAULT, TORT (INCLUDING NEGLIGENCE), STRICT LIABILITY, BREACH OF CONTRACT OR BREACH OF WARRANTY OF MICROVISION OR ANY LICENSOR, AND EVEN IF MICROVISION OR ANY LICENSOR HAS BEEN ADVISED OF THE POSSIBILITY OF SUCH DAMAGES.

LIMITATION OF LIABILITY AND REMEDIES. NOTWITHSTANDING ANY DAMAGES THAT YOU MIGHT INCUR FOR ANY REASON WHATSOEVER (INCLUDING, WITHOUT LIMITATION, ALL DAMAGES REFERENCED ABOVE AND ALL DIRECT OR GENERAL DAMAGES), THE ENTIRE LIABILITY OF MICROVISION AND ANY OF ITS LICENSORS UNDER ANY PROVISION OF THIS AGREEMENT AND YOUR EXCLUSIVE REMEDY FOR ALL OF THE FOREGOING (EXCEPT FOR ANY REMEDY OF REPAIR OR REPLACEMENT ELECTED BY MICROVISION WITH RESPECT TO ANY BREACH OF THE LIMITED WARRANTY) SHALL BE LIMITED TO THE GREATER OF THE AMOUNT ACTUALLY PAID BY YOU FOR THE LICENSED SOFTWARE OR U.S. \$5.00. THE FOREGOING LIMITATIONS, EXCLUSIONS AND DISCLAIMERS (INCLUDING SECTIONS 6, 7, AND 8 ABOVE) SHALL APPLY TO THE MAXIMUM EXTENT PERMITTED BY APPLICABLE LAW, EVEN IF ANY REMEDY FAILS ITS ESSENTIAL PURPOSE.

TERMINATION. If You breach any provision of this Agreement, then Microvision may terminate any license granted hereunder effective immediately without liability after 10 days written notice to You, and You will promptly return to Microvision all copies of the Licensed Software.

ASSIGNMENT AND FLIC™ SCANNER(S) TRANSFER. You may not sublicense or assign this Agreement or any interest or right granted herein without Microvision's prior written consent. The Licensed Software is configured for the sole purpose of operating with the Flic™ Scanner, and accordingly this Agreement shall be automatically assigned on the sale or transfer of the Flic™ Scanner with which the Licensed Software operates to the person or entity who takes title to such Flic™ Scanner, provided that such assignee or transferee abides by the obligations and restrictions set forth in this Agreement.

GOVERNMENT LICENSEE. The Flic™ Scanner and Licensed Software and accompanying documentation were developed at private expense and no part of them is in the public domain. The Licensed Software is "Restricted Computer Software" and "Commercial Computer Software" and if You are acquiring the Licensed Software for the United States Government, then it is acquiring only "restricted rights" in the Licensed Software and its Documentation, all as defined in the applicable provisions of the Department of Defense Federal Acquisition Regulation

Supplement and the Federal Acquisition Regulations. Such unit will include a "restricted rights legend" on the Flic™ Scanner and Licensed Software as may be necessary to insure the limitation of rights acquired by the government. Notwithstanding the foregoing, this license will not become effective with respect to the United States Government without Microvision's prior written approval.

EXPORT CONTROLS. This Agreement is subject to the laws, regulations, orders, decrees of the United States which may be imposed from time to time restricting the import/export of the Products to/from the United States. You will not export or re-export the Licensed Software, or any part of the Licensed Software, directly or indirectly, prohibited by or in violation of the laws, rules or regulations of the United States or any applicable jurisdiction. Nor will You export or re-export the Licensed Software, or any part of the Licensed Software, directly or indirectly without first obtaining the required permission to do so from the applicable governmental agencies.

COMPLIANCE WITH LICENSES. If You are a business organization, You agree that upon request from Microvision or Microvision's authorized representative, You will within thirty (30) days fully document and certify in writing that use of any and all Licensed Software at the time of the request is in conformity with Your valid license from Microvision.

MISCELLANEOUS. This Agreement is governed by the laws of the State of Washington. If any term or condition of this Agreement is or will become invalid or unenforceable, then such part will be ineffective to the extent of such invalidity only, without affecting this Agreement's remaining provisions. The third party licensors of any part of Licensed Software are third party beneficiaries hereunder and have the right to enforce the provisions hereof. Sections 3, 5, 6, 7, 8, 9, 12 and 13 will survive cancellation or termination of this Agreement. The remedies at law of either party in the event of default or impending default by the other party in the performance of any terms of this Agreement will not be adequate, and such terms may be specifically enforced by a decree for specific performance, injunction or other appropriate equitable relief. This Agreement is the entire agreement between the parties with respect to the subject matter set forth herein and supersedes all prior oral written agreements between the parties with respect thereto and may only be amended in writing by the parties.

YOU ACKNOWLEDGE HAVING READ, UNDERSTOOD AND ACCEPTED THIS AGREEMENT.