

SoundEz[®]

Listening Device

User Instruction
Manual

TABLE OF CONTENTS:

Indication for use.....	3
Personal sound amplification products.....	4
Introduction.....	6
Contents.....	7
Install and replacing batteries.....	8
Turn ON/OFF the device.....	9
Regulating sound volume.....	10
Wearing the device.....	11
Use & care.....	13
Limited warranty.....	13
Technical information.....	15
Distributor information.....	16

Contraindication :

Do not use the device if you have pain or discomfort in the ear; traumatic or visible congenital deformities of the ear; acute or chronic dizziness; excessive wax production; sudden or different degrees of hearing impairment. Persons exhibiting symptoms of hearing loss should see a doctor or hearing health care professional to have their hearing tested.

Indications for use:

The device is intended to amplify environmental sound for non-hearing impaired consumers, including hunting (listening for prey), bird watching, listening to lectures with a distant speaker, and listening to soft sounds that would be difficult for normal hearing individuals to hear (e.g., distant conversations, performances), and is not intended to compensate for hearing impairment, diagnose, treat, cure or mitigate disease and does not alter the structure or function of the body. Those suffering from hearing problems should consult a licensed physician who specializes in ear diseases for advice.

Personal sound amplification products (PSAPs):

According to the U.S. FDA, Personal Sound Amplification Products (PSAPs) are intended to amplify environmental sound for non-hearing impaired consumers, and are not designed to compensate for hearing impairment.

Industry Guidance:

According Regulatory Requirements for Hearing Aid Devices and Personal Sound Amplification Products issued on February 25, 2009, the ***SoundEz Listening Device*** is subject to applicable provisions of the Radiation Control for Health and Safety Act of 1968, under which FDA regulates electronic products that emit sonic vibrations, such as sound amplification equipment.

The ***SoundEz Listening Device*** is a personal sound amplifier which conforms to Federal Regulation 21 CFR1000.15 [TITLE 21 VOLUME 8 REVISED AS OF APRIL 1 2010].

Thank you for purchasing the ***SoundEz Listening Device***.

This is a wearable electronic Personal Sound Amplification Product (PSAP) intended for non-hearing impaired persons who wish to amplify ambient environmental sound.

It is important that you carefully read and understand the material contained in this user's instruction manual before using the ***SoundEz Listening Device***. Follow all of the operating instructions in this instruction manual when using the device. Be sure to keep this user's manual accessible for future reference.

Introductions:

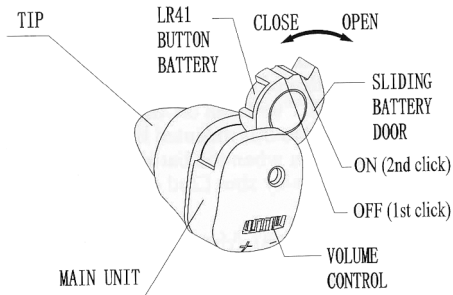
The ***SoundEz Listening Device*** may be worn in either ear. To get acquainted with the device wear it and try watching television, listening to the radio or participate in a conversation with someone. This will familiarize you and help you adjust the device to a comfortable setting. When first wearing the device you may want to practice trying to pick out different sounds, voices etc. Also try to listen to your own voice when wearing the ***SoundEz Listening Device***, that way you will learn how to keep from speaking too loudly while wearing it.

Warning:

CHOKING HAZARD - Keep out of reach of children and pets. The ***SoundEz Listening Device*** contains small parts, which may be hazardous to children and pets.

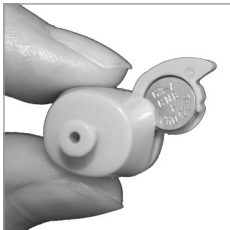
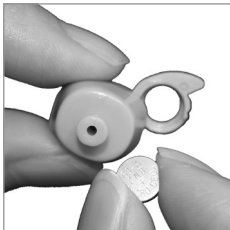
Contents:

The **SoundEz Listening Device** package includes the amplifier, 3 ear tips, 1 cleaning brush, 5 replacement LR41 alkaline button cell batteries and user's manual. The illustration below indicates the function of all controls intended for user adjustment.



How to Install/Replace battery:

The battery compartment is built into the device casing. Open the battery door by lifting it's the small handle. To install the battery, place one AG3/LR-41 1.5V Alkaline button cell battery into the battery door, as illustrated below. Ensure battery polarity (+) is facing towards the [tip] receiver end, and properly placed in the battery door chamber before closing.

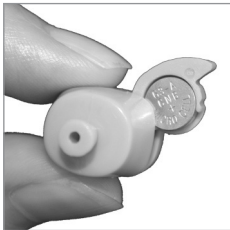


Warning:

The battery compartment may be jammed if battery is adversely installed with polarity (+) facing towards the volume controller. Contact your reseller immediately, do not attempt to repair the device yourself as you may damage the device.

Turning ON/OFF the device:

Turn ON the device by closing the battery door on the side of the device casing; Opening the battery door will turn the device OFF.



Volume control:


The device volume control is located on the end of the device casing, see illustration on Page#7 of this user's manual. Use your index finger to rotate the dial towards the plus (+) sign to increase volume or to the minus (-) to decrease the volume. Start at the lowest volume and adjust amplification towards the (+) side until you reach a comfortable level.

In case feedback occurs:

Feedback is created when the sound produced by the device travels back to the amplifier unit. Eliminate feedback by fitting the device properly into your ear and adjusting the ear tip to leave no gaps. Try changing the ear tip. Correctly setting sound volume to your hearing requirement is primarily important for eliminating feedback.

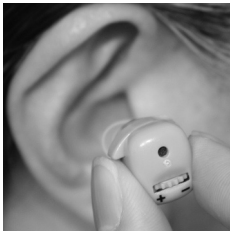
Wearing the device:

This personal sound amplifier should always be worn with an ear-tip on the receiver. Wearing the device without any ear tip may distort sound quality and is likely to result in a large amount of unwanted feedback. Adjust the ear tip until it fits comfortably in your ear canal, and ensure it stays securely in the ear. Try the different size ear tips that are provided.



Wearing the device (cont'd):

The device can be worn in either ear. Wiggle the device casing while inserting the device into your ear. If the ear tip seems uncomfortable try switching ear tips.



Use and Care:

Clear the device daily as follows:

1. Gently brush back/forth across the receiver end with the soft bristled brush that supplied to remove any wax and dirt that may have collected on the inside.
2. Ensure the receiver end is clear of debris and dirt.
3. Wipe the case with damp cloth only. Do not use liquid or aerosol cleaners to clean the device.

Limited Warranty:

This device is warranted against manufacturing defects in materials and workmanship under normal and intended use. If the device is found to be defective during use please contact your dealer. No warranty is to be extended in the case of inadequate care and maintenance, failure to follow the instructions outlined in this instructions manual, improper use, exposure to water/fluids, use in an excessive hot and humid environments, misuse or for use beyond its intended purpose.

Warning:

Do Not use in the rain or while taking a shower.

Disclaimer:

This recreational sound amplifier is to be used as a Personal Sound Amplification Product (PSAP) classified by U.S. Food & Drug Administration, intended to amplify environmental sounds for non-hearing impaired consumers. Personal sound amplification products (PSAPs) are not intended to compensate for hearing impairment, diagnose, treat, cure or mitigate disease and do not alter the structure or function of the body. If you/your family member have/has experienced any hearing problem you/they should consult a licensed audiologist for a full audiometric evaluation. It is recommended to further consult with an otolaryngologist for medical, surgical diagnosis, and treatment of all ear and hearing disorders and diseases. Use of this device not for its intended use is beyond the provider's responsibility.

Contact customer support:

In case of after sales service and technical supports you should contact your dealer for assistance.

SoundEz listening device technical information:

The device:	SoundEz listening device, a personal sound amplification products (PSAPs) class, as defined by the United States Food & Drug Administration
Model number:	#0231
Battery:	1.5 volt LR-41/AG3/192 alkaline button cell
Working current:	5mA
Signal to noise ratio:	60dB
Frequency range:	400 - 5000 Hz
Gain:	50dB
Distortion:	<10%
Year of manufacture:	2015

SoundEz listening device distributor and reseller information:

Master Distributor: Nuvatek Distribution Corporation
28 Lindsay
Dorval, Quebec H9P 2T8
Canada
Phone: 1-888-840-9999
Email: info@clearpointdirect.com

Reseller name
and contact:

As the result of continuous product development,
some of the photos and graphic illustrations
in this user's manual
may slightly vary from the actual device delivered.