



INSPIRE



AWS

USER MANUAL

Rev 1.0



Introduction

Thank you for purchasing the Bodigi INSPIRE smart scale. Please read all operating instructions carefully before use. Scales are precision measuring devices and should always be handled with proper care. To ensure years of reliable service, keep these simple tips in mind:

IMPORTANT

The Bodigi INSPIRE offers you a seamless way to manage your health. Please be aware that this device is designed for adults' self-measuring and self-monitoring body fat level. Any information provided by this device is in no way meant to treat, cure or prevent any disease or illness from happening. This device should not be used by anyone who is acutely or chronically ill, suffering from a disease or taking medications that affect your water levels. The accuracy of readings for these patients has not been verified. Specific medical advice should be obtained from a physician.









Bodigi INSPIRE is equipped with data transmission function. It may emit electromagnetic energy so as to perform its intended function. Nearby portable and mobile RF communications equipment can affect the performance of the scale. Portable and mobile RF communications equipment can affect the measuring accuracy of the INSPIRE.

Be aware that misuse of electrical equipments can cause electric shock, burns, fire and other hazards.

The scale should not be used adjacent to or stacked with other equipment. **WARNING:**No modifications of this equipment is allowed.

During use of the Body Fat Analyzer, the patient will contact with the surface and the electrode of the Analyzer. The device doesn't need to be calibrated in two years lifetime.

INSPIRE

	Symbol for "THE OPERATION GUIDE MUST BE READ"		Symbol for "MANUFACTURER"
	The Bluetooth Combination Mark		Symbol for "COMPLIES WITH FCC RULES"
	Symbol for "TYPE BF APPLIED PARTS"	 Symbol for "ENVIRONMENT PROTECTION – Waste electrical products should not be disposed of with household waste. Please recycle where facilities exist. Check with your local authority or retailer for recycling advice"	
SN	Symbol for "SERIAL NUMBER"		
	Symbol for "DIRECT CURRENT"		
	Symbol for "INDOOR USE ONLY"		

Weighing Tips

- Do not weigh on carpet. Hard floors provide the best weighing surface. Slanted or uneven surfaces should also be avoided.
- For repeatable results, remain still while weighing with your weight centered on the platform.
- Keep the area under and around the scale clear. Inaccuracy can arise from items lodged under the platform.
- Consistency is key. Always use the same scale in the same position, at the same time of day.
- To use the body fat feature, you must stand on the scale with bare feet.
- Start measurement at least two hours after waking up or eating.
- Avoid measurement immediately after strenuous exercise, sauna or bath, drinking, or eating.

INDICATIONS FOR USE

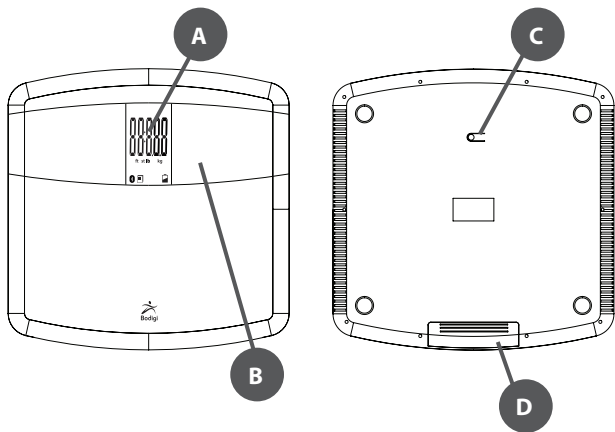
- The Bodigi INSPIRE measures weight and uses bio-electrical impedance analysis(BIA) technology to estimate body fat, total body water percentage, bone mass, and muscle mass in generally healthy adults 18 years of age or older.
- It is intended for use in the domestic setting only.

CONTRAINDICATIONS FOR USE

- This device is contraindicated for any female subject who may be suspected of, or is pregnant. Besides provided inaccurate readings, the affects of this device on the fetus are unknown.
- **This device is contraindicated for any person who is connected to a wearable or implantable electronic device or instrument such as a pacemaker or defibrillator.**



Controls and Display



A

Weight Display

B

**Body Fat Analyzer
Electrodes**

C

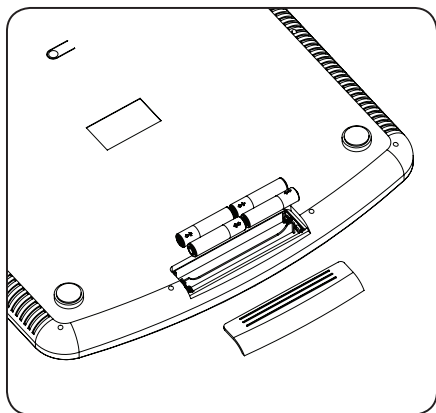
**Unit toggle switch
(lb/kg/st)**


D

Battery Compartment

1

Insert the batteries. (Four AAA)



When the  symbol appears, the batteries are low and the scale will power off. Please replace all four batteries at the same time. Do NOT mix the old batteries with the new one.

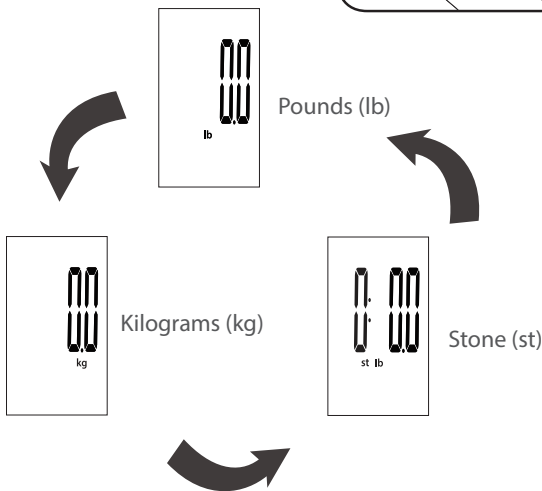
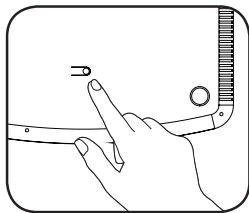
Worn batteries are hazardous waste. Do NOT dispose of them together with the household garbage. Please refer to the local ordinances and recycling instructions regarding disposal of the worn batteries.



Weighing Units

2

Press the UNIT button on the bottom of the scale to change the displayed weighing unit between lb, st, or kg.



INSPIRE

6



The scale will default to the unit you choose the next time you use the scale.

3

The Bodigi INSPIRE utilizes Bluetooth 4.0 technology to send your weight and body fat data to your smart phone or tablet. The Bodigi INSPIRE app can be downloaded from the App Store on your iOS device or from the Google Play Store on your Android device. You can also use the links or QR codes below:



iOS App Download:



Link: ios-install.bodigi.net



Android App Download:



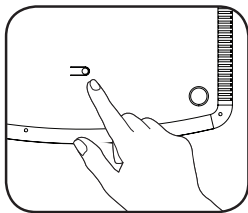
Link: droid-install.bodigi.net



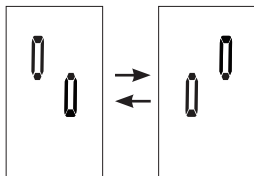
Bluetooth Pairing

4

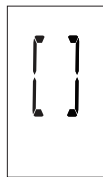
To pair your scale with your mobile device, first add a new device in the app settings. Press and hold the UNIT button on the bottom of the scale when prompted to pair your device.



- The display will change to show that the scale is in pairing mode.



- If the pairing is successful, the display will show " [] "



- If the pairing fails, the display will show " E1 "



5

Place the scale on a hard, level surface. Don't use the scale on soft surfaces like carpet.



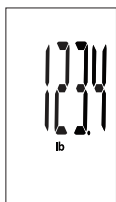

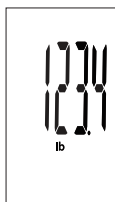
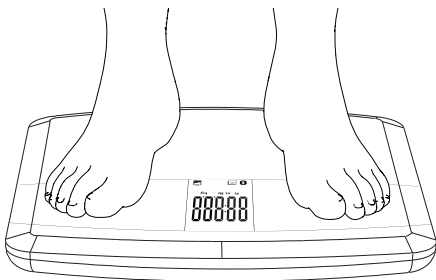
When moving the scale from one place to another, let the scale turn on then off again to allow the scale to re-zero. Otherwise, your next weight result might include the weight of the platform.



Daily Measurement

6

Step onto the center of the scale platform. The scale will turn on automatically and begin weighing. Continue standing on the electrodes **while barefooted** until the “o” animation finishes.



INSPIRE

10





When your scale is successfully paired with your mobile device, and the Bluetooth is ON, the INSPIRE will process data transmission automatically. You will see the Bluetooth icon light up on the display as well.




6

With the INSPIRE successfully paired to your device, the measurement data will be automatically transmitted to your mobile device via Bluetooth.

- The  symbol will disappear after successful data transmission. You can now check the health data on your mobile device.
- If the data transmission fails, the  symbol will remain. The pending measurement data will be temporarily kept in the scale and transmitted to your device when the next measurement is complete



Caution

Interference may occur in the vicinity of equipment marked with a  symbol. The Analyzer may cause interference when in the vicinity of electrical equipment. To enable the data transmission function, this product should be paired to a Bluetooth end at 2.4 GHz.

How to mitigate possible interference?

1. The range between the Analyzer and the Bluetooth end should be reasonably close, from 1 meter to 10 meters. Please ensure no obstacles between the Analyzer and the Bluetooth end so as to obtain quality connection.
2. To avoid interference, other electronic devices (particularly those with Bluetooth transmission / Transmitter) should be kept at least 1 meter away from the Analyzer.



Troubleshooting

Error	Description	Solution
	Overload. The device will power off.	The scale has a max. capacity of 397lbs.
	Low Battery. The device will power off.	Replace all four batteries.
	Pairing failure.	Please check below items: -Bluetooth is ON -App is ON -Both devices are within transmission distance of Bluetooth.

Problem	Root Cause	Solution
Abnormal measuring results: -Too high; OR -Too low; OR -Large difference between two recent measurements	Incorrect Posture	Please step on the platform while in an upright posture and as still as possible
	The device is located on a soft surface such as carpet	Please use the scale on a hard surface
	Cold body temps may result in poor blood circulation	Warm up your hands and feet to resume proper circulation, then measure again.

Problem	Root Cause	Solution
Abnormal measuring results: -Too high; OR -Too low; OR -Large difference between two recent measurements	Cold Electrodes	Place the device in a warm room for a while then try again
	Either your hands or feet are too dry	Wipe your feet with a damp cloth, keeping them slightly damp during measurement
No display on LCD when power on	Batteries not installed	Install the batteries
	Worn Batteries	Replace all four batteries.
Cannot proceed to body fat analysis	The user is wearing socks or shoes	Please use the body fat analyzer while barefoot
The device powers off automatically	Low Battery	Replace all four batteries.
Data transmission fails	Bluetooth is OFF	Turn ON your mobile devices Bluetooth
	The App is OFF	Open the Bodigi app on your device
	Out of range	Place your mobile device closer to the scale



Specifications

	INSPIRE
Max. Capacity	396lbs / 0.2lb / 28st
Readability	0.2lb / 0.1kg / 0.2lb
Accuracy	0-110lb: ± 0.6 lb; 110-220lb: ± 0.8 lb 220-330lb: ± 1.0 lb; 330lb-397lb: ± 1.4 lb
Measurement Unit	Pound / Kilogram / Stone
Min. Capacity	11lb
Operating Environment	32°F to 104°F Humidity: $\leq 90\%$ RH
Storage Environment	-4°F to 140°F Humidity: 10% to 83% RH
Power	2 x AAA (included)
Auto-Off Time	10 seconds of non-use
Dimensions	12.2 x 12.2 x 1.1"
Display Dimensions	2.0 x 3.6"
Warranty	10 Year Limited Warranty

INSPIRE



DO use a dry soft cloth to wipe off dust.



DO use a wet soft cloth, dipped into water and wrung out, to remove dirt. Then use a dry soft cloth to dry up the device.



DON'T wash the device with water or immerse it in water.



DON'T use harsh solvents, abrasives or other chemicals to remove dirt in order to avoid discoloration or malfunction.



DON'T disassemble this device. If you have any problems, please contact our Warranty Dept. (Please refer to Warranty for contact information)



Do not dispose of batteries in fire. Batteries may explode or leak. Remove the batteries if the scale will not be used for a long period of time.

bodigi.net

For more information, go to:

bodigi.net/support



Get Motivated

INSPIRE

Bodigi is a service of American Weigh
Scales Inc. Norcross. GA 30071.