


# KOOBRIK *WiFi*



English



Push the front button to get the status of the WiFi device



When the button light blue the WiFi is operating correctly with an active internet connection.



When the button light red the WiFi has no active Internet connection. Please restart the WiFi and access the Admin Panel in your browser by typing <http://wifi.koobrick>  
Default username:admin  
Default password: 1234

**WLAN/Reset**  
*Push the button briefly for WLAN feature.*  
  
*- When front button blink blue the WLAN is enable.*  
  
*- When front button blink red the WLAN is disable.*  
  
*Hold for 25 seconds to reset the WiFi to factory defaults.*

**USB Port**  
*Connect your USB storage device to this port and share the content through the network.*

**WAN Port**  
*Please connect your Broadband modem here.*

Power connector

On/Off Switch

**Network Ports**  
*Connect other network devices here. Such as Media server, networked printer, VoIP adapter.*

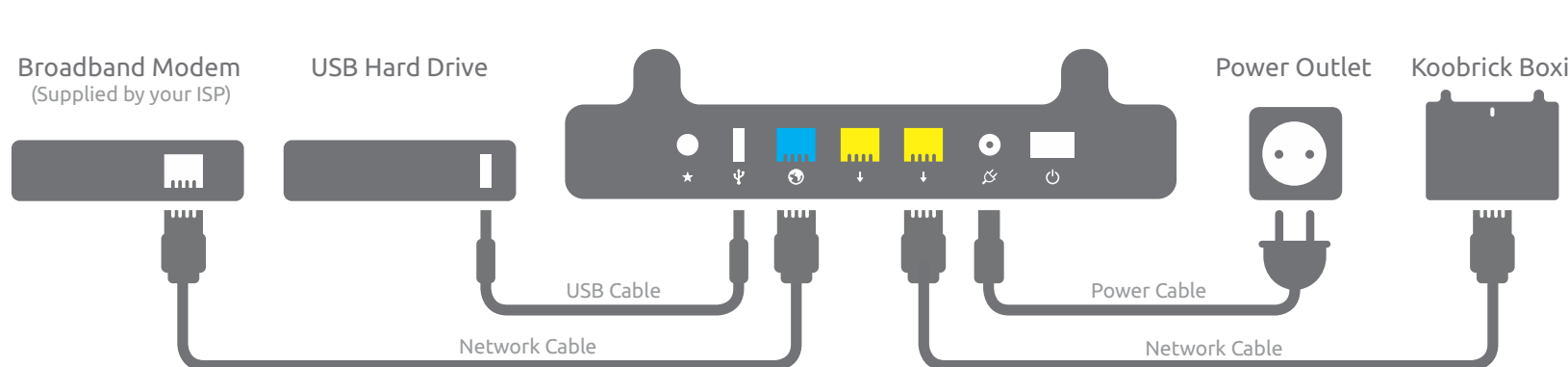
See also WiFi user manual at [www.KooBrick.com](http://www.KooBrick.com)



KOOBRIK

# KOOBRICK *WiFi*

## Installation Guide



For best results place KooBrick WiFi above components.

- 1 Connect the power adapter to the WiFi's power connector and to a power outlet.
- 2 Connect a network cable from the Broadband modem/cable modem to the blue WAN-port on the WiFi. Check the instructions for the Broadband/cable modem to see whether a crossover cable is required.
- 3 If connecting to your WiFi wirelessly see instructions below the drawing. Otherwise use a network cable connection via PC network card/adapter to one of the 2 yellow WiFi LAN ports.
- 4 Check whether you have Internet access.

KooBrick WiFi has two wireless networks. Network names and password can be found on the WiFi bottom housing sticker.

Choose the KooBrick network you wish to connect to and follow the onscreen instructions. See also WiFi user manual at [www.KooBrick.com](http://www.KooBrick.com)

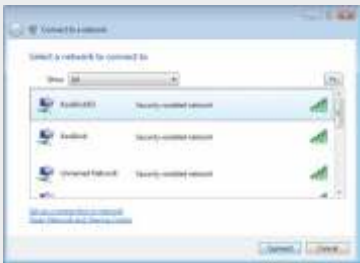
### Windows 8



### Windows 7



### Windows Vista



### Windows XP



### Machintosh OS X



If no Internet connection, access the WiFi Admin Panel in your browser by typing <http://wifi.koobrick.com>  
Default username: admin  
Default password: 1234  
Then follow the onscreen instructions to complete configuration.



**Support**  
email: [support@koobrick.com](mailto:support@koobrick.com)  
Web: [www.koobrick.com](http://www.koobrick.com)  
Norway +47 23 32 30 76  
Sweden +46 08 38 30 00  
Denmark +45 70 70 21 22

Finland +358 09 455 21 22  
Netherlands +31 206222625 (020 2622625)  
Belgium +32 28807730 (02 28807730)  
Luxembourg +352 20204220 (20 204220)  
Switzerland +41 43 544 00 11

