


SINGER
51W59

Form 1978w, Revised

(938)

Printed in U. S. A.

LIST OF PARTS



MACHINE No. 51w59

THE SINGER MANUFACTURING COMPANY

Copyright, U. S. A., 1938
by The Singer Manufacturing Co.
All Rights Reserved for all Countries

INDEX

	Page
Accessories	14
Bobbin Winder	14
Feed Dogs	16
Foot Lifters	15
Knife Hone	18
Machine No.51w59	5
Numerical List of Parts	21
Roller Pressers	17
Throat Plates	16
Wood Base	19
Work Plate	19

INSTRUCTIONS FOR ORDERING

In ordering from this list, use ONLY the PART number in the FIRST column.

The number stamped on a Sewing Machine Part is the number of the Single Part only, except when the part includes Set Screws, Clamping Screws, Studs and Rollers Spun on, Small Wires riveted, or Parts soldered together, etc., which it is necessary to furnish in combination.

Every combination of parts sent out has its specific number which, although not stamped on Parts (except in above case), must be used when ordering the combination.

Each number always indicates the SAME PART in whatever list it appears, or for whatever Machine.

The letters after some of the numbers indicate the style of finish only, as follows:

- A. Hardened, Polished, Nickel Plated and Buffed.
- B. Polished, Nickel Plated and Buffed.
- C. Hardened only.
- D. Polished only.
- E. Soft, not polished.
- F. Hardened and Polished.
- H. Blued.
- J. Nickel Plated only.
- R. Merlized.
- X. Black Oxide.
- XC. Hardened and Black Oxide.
- Y. Blade Nickel only.

These letters MUST BE USED when they appear in the list and AFTER the number, as in the list.

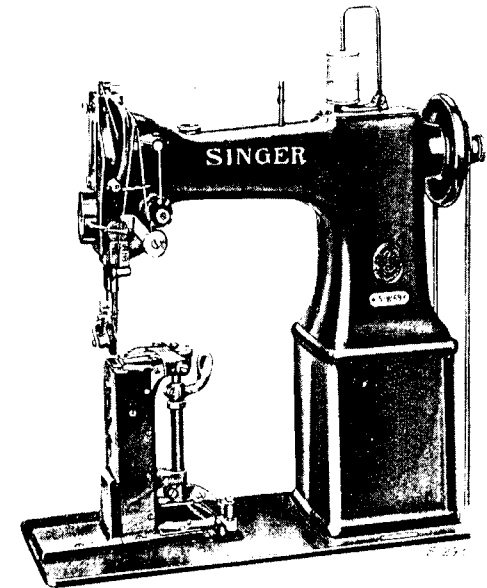
In this series
 200001 to 201500 and 350001 to 351500 are Screw Numbers.
 201501 to 201800 and 351501 to 351800 are Nut Numbers.
 201801 to 202000 and 351801 to 352000 are Roller Numbers.
 202001 to 350000 are Numbers of Machine Parts.

The figures in the second column refer only to the plate in which the illustration of the part is shown and are NOT TO BE USED in ordering.

Two or more numbers over a cut indicate that the difference between such parts is not visible in an illustration.

Parts marked with an asterisk (*) are furnished only when repairs are made at the factory.

LIST OF PARTS COMPLETE FOR



MACHINE No. 51w59

DROP FEED. ROLLER PRESSER
 HORIZONTAL UNDER TRIMMER
 FOR LEATHER

No.	Plate	Name
*241701	-----	Arm with 202135
*234002	-----	" Base
204235	17624	" " Position Pin (2)
200010E	17624	" " Screw (3)
202005	17624	" " Washer (3)
241566	17623	" Cap with two 244071
244071	17623	" " Oil Wick
200278H	17623	" " Screw
202248	17623	" " Washer
203089	17623	" " Spool Holder Base
203090	17623	" " " " 203089 with
		200079H and 204296
200585H	17623	Arm Cap Spool Holder Base Screw
204296	17623	" " " " Wire

No.	Plate	Name
200079H	17623	Arm Cap Spool Holder Wire Hinge Screw
241567	17623	Arm Cap and Spool Holder complete, Nos. 203090, 241566 and two 200585H
10554	17624	Arm Position Pin (2)
200010E	17624	" Screw (3)
202005	17624	" " Washer (3)
202249	17623	" Shaft with 200357E and 224392
240802	17623	" " Bushing (back) with 202244
202244	17623	" " " Oil Packing (wick)
200338C	17623	" " " Set Screw (2)
207080	17623	" " " (front) with 202244
200502B	17623	" " " Oil Packing Thumb Screw
234003	17624	Arm Shaft Connection Belt
202635	17624	" " " Pulley with 200327C, 200602E and two 202253
200602E	17624	Arm Shaft Connection Belt Pulley Position Screw
200327C	17624	Arm Shaft Connection Belt Pulley Set Screw
202253	17624	Arm Shaft Connection Belt Pulley Spring Flange
224392	17623	Arm Shaft Oil Packing (wick)
200357E	17623	" " " Stop Screw
244063	17623	Balance Wheel (disc) (belt groove 2-1/8 in. diam.) with 200328C and 200335C
200328C	17623	Balance Wheel Position Screw
200335C	17623	" " " Set Screw
*241703	-----	Bed
202258	17624	" Hinge Connection (2)
200570E	17624	" " " Screw (4)
203470	17627	Bobbin
235769	17627	" Case Base with 202056, 203211 to 203213 and 203216
203211	17627	Bobbin Case Base Latch
*202056	-----	" " " " Pin
203212	17627	" " " " Plunger
203213	17627	" " " " Spring
241676	17627	" " Cap with 200594C, 200984C, 235771, 241674, 241675 and two 350405C
234079	17629	Bobbin Case Lever
234065	17629	" " " Driving Block
200076D	17629	" " " " Screw (2)
201272C	17629	" " " Hinge Screw
241674	17627	" " Oiling Felt
241675	17627	" " " Retainer
350405C	17627	" " " " Screw
235771	17627	" " Tension Spring
200984C	17627	" " " Regulating Screw
200594C	17627	" " " " Screw

No.	Plate	Name
203216	17627	Bobbin Case Washer (cloth)
241677	17627	Bobbin Case complete, Nos. 235769 and 241676
241732	17630	Edge Guide
241733	17630	" " Bracket
200934D	17630	" " " Hinge Screw
200380C	17629	" " " " " Set Screw
241763	17630	" " " " " " " Pack- ing (brass)
25362	17630	Edge Guide Bracket Stop Ball
241734	17629	" " " " " Retainer
215190	17630	" " " " " Spring
200333C	17630	" " " " " Adjust- ing Screw
200173D	17630	Edge Guide Screw (2)
241753	17633	Face Plate
202135	17633	" " Position Pin
200462B	17633	" " Thumb Screw
234010	17625	Feed Bar
200641C	17625	" " Hinge Screw (driving)
201518E	17625	" " " " Nut
202276	17625	" " Slide Block
234084	17625	" " " " Crank with 200038C
234011	17625	" " " " " 234084 with 200205F, 201518E and 202276
200038C	17625	Feed Bar Slide Block Crank Pinch Screw
200205F	17625	" " " " Hinge Screw
201518E	17625	" " " " " Nut
212637	17637	" Dog
241502	17628	" " Lever with 200098E
200362C	17628	" " " Adjusting Screw
201524E	17628	" " " " Check Nut
200263D	17628	" " " Hinge Screw
201528D	17628	" " " " Nut
241503	17628	" " " Post
241504	17628	" " " " 241503 with 200265E, 201525E, 203610, 221212, 241502, 241522, four each 200054E and 200578H
221209	17629	Feed Dog Lever Post Cover (back)
241706	17629	" " " " " (front)
200159F	17629	" " " " " " Clamp Screw
200583H	17629	Feed Dog Lever Post Cover (back or front) Screw (6)
241522	17628	Feed Dog Lever Post Cover (side) with 200362C and 201524E
200578H	17628	Feed Dog Lever Post Cover (side) Screw
200024C	17628	" " " " " Screw (2)
203637	17628	" " " " " Washer (2)
221212	17628	" " " " " Support

No.	Plate	Name
200054E	17628	Feed Dog Lever Post Support Screw
200008C	17628	" " " " " " (2)
203637	17628	" " " " " " Washer
		(2)
203610	17628	Feed Dog Lever Slide Block
200265E	17628	" " " " " " Hinge Screw
201525E	17628	" " " " " " " Nut
200098E	17628	" " Screw
234015	17624	" Driving Connection with 200049E and 202277
202298	17625	Feed Driving Connection Crank with 200038C
200038C	17625	Feed Driving Connection Crank Pinch Screw
200545C	17624	Feed Driving Connection Hinge Screw
201518E	17624	" " " " " " Nut
202277	17624	" " " " Oil Packing (wick)
200049E	17624	" " " " Pinch Screw
202300	17624	" " Eccentric Regulating Bracket
203098	17624	" " " " " "
		202300 with 202635, two each 201014C and 201525E
201014C	17624	Feed Driving Eccentric Regulating Bracket Hinge Screw
201525E	17624	Feed Driving Eccentric Regulating Bracket Hinge Screw Nut
202301	17624	Feed Driving Eccentric Regulating Bracket Plunger
202595	17624	Feed Driving Eccentric Regulating Bracket Plunger Spring
200607C	17624	Feed Driving Eccentric Regulating Bracket Plunger Spring Stop Screw
201014C	17624	Feed Driving Eccentric Regulating Bracket Stop Screw
201525E	17624	Feed Driving Eccentric Regulating Bracket Stop Screw Nut
200429C	17624	Feed Driving Eccentric Regulating Screw
200383C	17624	" " " " " "
		Check Screw
202303	17625	Feed Driving Rock Shaft
234016	17625	" " " " " " 202303 with 200641C, 201518E and 234010
202305	17625	Feed Driving Rock Shaft Center (2)
200043C	17625	" " " " " " Set Screw
		(2)
234017	17624	Feed Lifting Connection with 200049E and 202277
202307	17623	Feed Lifting Connection Eccentric with 200382C and 200437C

No.	Plate	Name
200437C	17623	Feed Lifting Connection Eccentric Position Screw
200382C	17623	Feed Lifting Connection Eccentric Set Screw
200545C	17624	Feed Lifting Connection Hinge Screw
201518E	17624	" " " " " " Nut
202277	17624	" " " " Oil Packing (wick)
200049E	17624	" " " " Pinch Screw
234018	17625	" " Rock Shaft
202305	17625	" " " " Center (2)
200043C	17625	" " " " " " Set Screw (2)
202310	17623	" Regulating Spindle with 202311, 202443 and 202619
*202311	-----	Feed Regulating Spindle Head
202443	17623	" " " " " " Pin
202619	17623	" " " " " " Position Pin
203061	17633	Foot Lifter Lifting Lever
200262H	17633	" " " " " " Hinge Screw
233361	17633	" " " " " " Spring
200273D	17633	" " " " " " Screw
233390	17633	" " " " " " Washer
*221214	-----	Hook (sewing)
241602	17627	" 221214 with 201253F, 201376F and 241604
241679	17627	Hook and Bobbin Case complete, Nos. 241602 and 241677
241550	17629	Hook Bevel Gear Socket, 14 teeth
234024	17629	" " " " Friction Washer
200555H	17629	" " " " " " Screw
241551	17626	" " Pinion, 28 teeth, with two 200378C
200378C	17626	Hook Bevel Pinion Set Screw
234026	17626	" Driving Shaft
202321	17626	" " " " Bushing (3)
200346C	17626	" " " " " " Set Screw (3)
234027	17626	" " " " Collar with two 200378C
200378C	17626	" " " " " " Set Screw
234028	17626	" " " " Connection Belt Pulley with 202253 and two 201254C
201254C	17626	Hook Driving Shaft Connection Belt Pulley Set Screw
202253	17626	Hook Driving Shaft Connection Belt Pulley Spring Flange
224392	17626	Hook Driving Shaft Oil Packing (wick) (3)
241604	17627	Hook Gib
201376F	17627	" " " " Hinge Screw
201253F	17627	" " " " " " Screw
*241735	-----	" Post
202299	17629	" " Oil Packing (wick)

No.	Plate	Name
200008C	17629	Hook Post Screw (2)
203637	17629	" " " Washer (2)
221215	17629	" " Slide
221222	17627	" Washer
238508	17630	Knife
241713	17626	" Driving Cam with two 200394C
200394C	17626	" " " Set Screw
241736	17630	" " Lever (lower) with 200048C and 241752
241737	17629	Knife Driving Lever (lower) Guard
200158B	17629	" " " " " Screw (2)
200048C	17630	" " " " Pinch Screw
241738	17630	" " " " Shaft
241739	17630	Knife Driving Lever (lower) complete, Nos. 104D, 24173 and 241736
241740	17630	Knife Driving Lever (upper) with 200048C
241720	17630	" " " " Locking Plunger
241721	17630	" " " " " " "
201725D	17630	Spring
200389C	17630	Knife Driving Lever (upper) Locking Plunger Spring Thumb Nut with 200389C
200048C	17630	Knife Driving Lever (upper) Locking Plunger Spring Thumb Nut Set Screw
241741	17630	Knife Driving Lever (upper) Pinch Screw
241741	17630	Knife Driving Lever (upper) complete, Nos. 201725D, 241720, 241721 and 241740
241752	17630	Knife Driving Lever Fork
24173	17630	" " " " Swivel
104D	17630	" " " " " Screw
241751	17629	" Guard
200110D	17629	" " Screw (2)
241742	17630	" Lever
200168D	17630	" " Screw (2)
200169H	17630	" Screw (2)
241743	17630	" Shaft
241744	17630	" " Spring
214833	17630	" " " Adjusting Collar with 200380C
200380C	17630	Knife Shaft Spring Adjusting Collar Set Screw
241745	17630	Knife Switch-in Lever with 200061C
200061C	17630	" " " Pinch Screw
241746	17630	" Switch-out Lever
200234D	17630	" " " Hinge Screw
241747	17630	" " Plunger
241669	17631	Needle Bar with 200141F
241557	17631	" " Bushing
241673	17631	" " " 241557 with 241669
350164C	17631	" " " Set Screw
202552	17631	" " Connecting Link

No.	Plate	Name
264718	17631	Needle Bar Connecting Link Oil Guard
200161D	17631	" " " " " " Screw
202333	17631	" " " " Stud with 202254
202254	17631	Needle Bar Connecting Link Stud Oil Packing (wick)
200374C	17631	Needle Bar Connecting Link Stud Set Screw
200383C	17631	Needle Bar Connecting Link Stud Set Screw
*206891	-----	Needle Bar Connecting Stud
202329	17631	" " " " 206891 with 200086C and 202330
202330	17631	Needle Bar Connecting Stud Oil Packing (wick)
200086C	17631	Needle Bar Connecting Stud Pinch Screw
202692	17631	" " Crank with 200335C, 200374C 200383C, 200428C and 202333
241540	17631	Needle Bar Crank 202692 with 202329, 202399, 202400, 202552 and 241549
203172	17631	Needle Bar Crank Friction Washer
200428C	17631	" " " Position Screw
200335C	17631	" " " Set Screw
200141F	17631	" Set Screw
241535	17634	Presser Bar Bushing
200352C	17634	" " " Set Screw
202554	17634	" " Lifter
200653C	17634	" " " Hinge Screw
244006	17634	" " Lifting Releasing Lever Bracket
200260D	17634	Presser Bar Lifting Releasing Lever Bracket Guide Screw
206608	17634	Presser Bar Lifting Releasing Lever Bracket Spring (spiral)
202337	17634	Presser Bar Position Guide
202338	17634	" " " " Lever with 200036F
200036F	17634	Presser Bar Position Guide Lever Pinch Screw
200352C	17634	Presser Bar Position Guide Set Screw
236089	17634	" " Spring
202346	17634	" " " Stop Rod
200492B	17634	" " Thumb Screw (pressure regulating)
200475B	17634	Presser Bar Thumb Screw Thumb Set Screw
202355	17634	" " " " " " " " Packing (brass)
201928	17636	Roller Presser, 1-1/4 in. diam., 3/16 in. face (fine) with 1528J, 1766C, 50553C and twenty-four 16232

No.	Plate	Name
203426	17636	Roller Presser Arm
203427	17636	" " " 203426 with 201928
233807	17634	" " " Bracket
235088	17634	" " " " Position Collar with 200362C
200117F	17634	Roller Presser Arm Bracket Position Col- lar Position Screw
200362C	17634	Roller Presser Arm Bracket Position Col- lar Set Screw
202558	17634	Roller Presser Arm Bracket Spring
202559	17634	" " " " " Stop
200141F	17634	" " " " " Screw
200096D	17634	" " " Screw
16232	17636	" " Ball, 3/32 in. diameter
1766C	17636	" " " Cone
202557	17634	" " Bar
50553C	17636	" " Hinge Screw
1529J	17636	" " " Nut
233808	17634	Roller Presser and Bar complete, Nos. 200096D, 200117F, 202557 to 202559, 203427, 233807, 235088 and two 200141F
241549	17631	Take-up Lever
202399	17631	" " Driving Stud with 202277
202277	17631	" " " " Oil Packing (wick)
202400	17631	Take-up Lever Hinge Stud with 202423
202423	17631	" " " " Oil Packing (wick)
200383C	17631	" " " " Set Screw
202401	17634	" " Oiling Felt
200132E	17634	" " " " Screw
244048	17632	Tension Disc (back)
244049	17632	" " (front)
202404	17634	" Release Plunger
244061	17632	" " Washer
202407	17632	" Spring
263106	17632	" " Washer
200625F	17632	" Stud with 204925
200061C	17632	" " Set Screw
204925	17632	" " Washer
201572B	17632	" Thumb Nut
244062	17632	Tension complete, Nos. 200625F, 201572B, 202407, 202410, 244048, 244049, 244061 and 263106
202410	17632	Thread Controller Spring
242117	17632	" " " Stop
200132E	17632	" " " " Screw
202412	17623	" Guide
202413	17634	" "
202414	17632	" "
241544	17632	" " Roller

No.	Plate	Name
241545	17632	Thread Guide Roller Bracket
200066D	17632	" " " " Screw
200292F	17632	" " " Hinge Screw
200368H	17632	" " Set Screw
241546	17632	Thread Guide complete, Nos. 200292F, 241544 and 241545
241755	17633	Thread Lubricator Oil Pad (felt)
241756	17633	" " " " Holder
240439	17633	" " " " Retainer
241758	17633	" " " Reservoir
241759	17633	" " " Wick
350280F	17633	" " Screw
214838	17633	" " " Washer
241760	17633	Thread Lubricator complete, Nos. 214838, 240439, 241755, 241756, 241758, 241759 and 350280F
223710	17632	Thread Retainer (lower) with 200397H
241727	17632	" " " Bracket with 202108
202108	17632	" " " " Position Pin
350238D	17632	" " " " Screw
200583H	17632	" " " Screw
210993	17632	" " " Sleeve
223844	17632	" " " Spring
210957	17632	" " " Stud
210958	17632	" " " Collar
200397H	17632	" " " Set Screw
223711	17632	Thread Retainer (lower) complete, Nos. 210957, 210958, 210993, 223710 and 223844
241728	17632	Thread Retainer and Bracket complete, Nos. 223711, 241727 and two 200583H
202091	17632	Thread Retainer Sleeve
202092	17632	" " Spring
204058	17632	" " Stud
200368H	17632	" " " Set Screw
204059	17632	Thread Retainer complete, Nos. 202091, 202092 and 204058
241729	17637	Throat Plate Body
241730	17637	" " Needle Plate, 56 elongated needle hole, for needle sizes 12 and 13 (minimum trimming margin .045 inch)
200587D	17637	Throat Plate Needle Plate Screw
241731	17637	Throat Plate complete, 56 elongated nee- dle hole, for needle sizes 12 and 13, Nos. 241729, 241730 and two 200587D
200099H	17637	Throat Plate Screw (2)

ACCESSORIES

No.	Plate	Name
203470	17627	Bobbin (5)
*225482	-----	" Case Screw Driver Blade
*225483	-----	" " " " Handle
225497	17620	Bobbin Case Screw Driver complete, Nos. 225482 and 225483
238508	17630	Knife
4822	17635	Roller Presser Hinge Screw Nut Wrench
128 x 4	17631	Needles, two each, sizes 11, 12 and 13
228213	17638	Drip Pan with four 1 in. wire nails
225589	17638	Machine Cushion (leather)
41400	17620	Machine Rest Pin (wood)
120342	17620	Oiler (copper plated) with 120343
120343	17620	" Spout, 3-1/2 in. long
*225484	-----	Screw Driver Blade
*225485	-----	" " Handle
225498	17620	Screw Driver complete (7-1/4 in. long), Nos. 225484 and 225485
225554	17620	Wrench (steel)

BOBBIN WINDER

(SWINGING AUTOMATIC, RIGHT HAND)

225453	17619	Frame with 202277 and 225438
225454	17619	" Hinge Pin
202277	17619	" Oil Packing (wick)
225438	17619	" " Well Cap
225455	17619	" Spring
225456	17619	" " Plunger
202473	17619	Pulley with 200380C
200380C	17619	" Set Screw
225381	17619	Spindle
225444	17619	Stop Latch
200056E	17619	" " Screw
225458	17619	" " Thumb Lever
225459	17619	" " " " Hinge Stud
225459	17619	" " " " Joint Stud
202478	17619	" " Trip Lever
200299H	17619	" " " " Hinge Screw
225461	17619	Tension Bracket with 201499B
200082D	17619	" " Screw
228026	17619	" " " " Washer
2102	17619	" Disc
202407	17619	" Spring

No.	Plate	Name
201499B	17619	Tension Stud
201572B	17619	" " Thumb Nut
225462	17619	Bobbin Winder Tension Bracket complete, Nos. 201572B, 202407, 225461 and two 2102
225433	17619	Bobbin Winder and Tension Bracket Base
225382	17619	Universal Bobbin Winder complete, Nos. 200056E, 200082D, 200299H, 202473, 202478, 225381, 225433, 225444, 225453 to 225456, 225458, 225462, 228026 two each 225459 and wood screws 3/4 in., No. 12 R.H.B.

FOOT LIFTER

227952	17620	Foot Lifter Lever (left or right) with 227954
227678	17620	Foot Lifter Lever Chain, 48 in. long with 202784
227954	17620	Foot Lifter Lever Chain Hook (lower)
202784	17620	" " " " " (upper)
225016	17620	" " " Hinge Pin
227953	17620	" " " Stand with two wood screws 1 in., No. 12
227955	17620	Foot Lifter Lever (left or right) complete, Nos. 225016, 227678, 227952 and 227953

(Other Foot Lifter parts are listed with parts of machine head)

FOOT LIFTER

Furnished in place of 227955 when so ordered		
227060	17639	Foot Lifter Lever (on floor) with 225592
227102	17639	" " " 227060 with 227678 and two 204128
227678	17639	Foot Lifter Lever Chain, 48 in. long, with 202784
225592	17639	Foot Lifter Lever Chain Hook (lower)
202784	17639	" " " " " (upper)
204128	17639	" " " Stand with two wood screws 1 in., No. 12
241620	17639	Foot Lifter Spring

FEED DOGS

No.	Plate	Name
212637	17637	Feed Dog, for 241731 and 241750
221254	17637	" " " 241982

THROAT PLATES

241729	17637	Throat Plate Body
241748	17637	" " "
241730	17637	" " Needle Plate, 56 elongated needle hole, for needle sizes 12 and 13 (minimum trimming margin .045 inch)
241749	17637	Throat Plate Needle Plate, 50 elongated needle hole, for needle sizes 16 and 18
241981	17637	Throat Plate Needle Plate (beveled) 56 elongated needle hole, for needle sizes 12 and 13 (minimum trimming margin .045 inch)
200587D	17637	Throat Plate Needle Plate Screw
241731	17637	Throat Plate complete, 56 elongated needle hole, for needle sizes 12 and 13, Nos. 241729, 241730 and two 200587D, for 212637
241750	17637	Throat Plate complete, 50 elongated needle hole, for needle sizes 16 and 18, Nos. 241748, 241749 and two 200587D, for 212637
241982	17637	Throat Plate (beveled) complete, 56 elongated needle hole, for needle sizes 12 and 13, Nos. 241729, 241981 and two 200587D, for 221254

ROLLER PRESSERS

No.	Plate	Name
201926	17635	Roller Presser, 13/16 in. diam., 5/32 in. face (fine) with 1528J, 201699C, 350104C and twenty-eight 206417
201928	17636	Roller Presser, 1-1/4 in. diam., 3/16 in. face (fine) with 1528J, 1766C, 50553C and twenty-four 16232
201931	17636	Roller Presser, 1-1/4 in. diam., 1/8 in. face (fine) with 1528J, 1766C, 50553C and twenty-four 16232
201933	17636	Roller Presser, 1-1/4 in. diam., 1/16 in. face (fine) with 1528J, 1766C, 50553C and twenty-four 16232
201951	17635	Roller Presser, 13/16 in. diam., 3/16 in. face (fine) with 1528J, 201699C, 350104C and twenty-eight 206417
201954	17635	Roller Presser, 13/16 in. diam., 1/8 in. face (fine) with 1528J, 201699C, 350104C and twenty-eight 206417
201971	17636	Roller Presser, 1-1/4 in. diam., 3/32 in. face (fine) with 1528J, 1766C, 50553C and twenty-four 16232
201963	17636	Roller Presser, 1-1/4 in. diam., 5/32 in. face (fine) with 1528J, 1766C, 50553C and twenty-four 16232
351821	17636	Roller Presser 1-1/8 in. diam. 3/16 in. face (fine), for use with (beveled throat plates) with 1528J, 1766C, 50553C and twenty-four 16232
203422	17635	Roller Presser Arm
203426	17636	" " "
203423	17635	" " " 203422 with 201926
203427	17636	" " " 203426 with 201928
203430	17636	" " " 203426 with 201931
203431	17636	" " " 203426 with 201933
203432	17635	" " " 203422 with 201951
238527	17636	" " " 203426 with 201971
203434	17636	" " " 203426 with 201963
237816	17635	" " " 203422 with 201954
241904	17636	" " " 203426 with 351821
233807	17634	" " " Bracket
235088	17634	" " " " Position Collar with 200362C
200117F	17634	Roller Presser Arm Bracket Position Collar Position Screw
200362C	17634	Roller Presser Arm Bracket Position Collar Set Screw

ROLLER PRESSERS

No.	Plate	Name
202558	17634	Roller Presser Arm Bracket Spring
202559	17634	" " " " " Stop
200141F	17634	" " " " " Screw
200096D	17634	" " " Screw
16232	17636	" " Ball, 3/32 in. diameter
206417	17635	" " " 1/16 in. diameter
1766C	17636	" " " Cone
201699C	17635	" " " "
202557	17634	" " Bar
50553C	17636	" " Hinge Screw
350104C	17635	" " " "
1528J	17635	" " " " Nut
23380E	17634	Roller Presser and Bar complete, Nos. 200096D, 200117F, 202557 to 202559, 203427, 233807, 235088 and two 200141F
233843	17634	Roller Presser and Bar complete, Nos. 200096D, 200117F, 202557 to 202559, 203432, 233807, 235088 and two 200141F
237847	17634	Roller Presser and Bar complete, Nos. 200096D, 200117F, 202557 to 202559, 233807, 235088, 237816 and two 200141F

KNIFE HONE

259281	17640	Base with 457C and two 899D
259282	17640	" 259281 with 674D, 721D, 259274 to 259277, 259309, 259310, 350372C and 350373J
259266	17640	Knife Holder Clamp
259267	17640	" " " Base
259268	17640	" " " " 259267 with 771J, 1359J, 36006, 41544, 259266, 259269 and 259284
899D	17640	Knife Holder Clamp Base Locking Thumb Screw
1359J	17640	Knife Holder Clamp Hinge Screw
36006	17640	" " " " " Washer
259269	17640	" " " Spring
259284	17640	" " " Washer
771J	17640	" " Clamping Thumb Screw
41544	17640	" " " " " Washer
259270	17640	" Hone
259271	17640	" " Clamp
215057	17640	" " " Position Pin
200466B	17640	" " " Thumb Screw
259272	17640	" " Holder with two 215057

No.	Plate	Name
259273	17640	Knife Hone Holder 259272 with 259270, two each 200466B and 259271
259274	17640	Knife Hone Holder Guide
259275	17640	" " " " Collar
721D	17640	" " " " " Set Screw
259276	17640	" " " " " Yoke
674D	17640	" " " " " " Hinge Screw
259277	17640	Knife Hone Holder Guide Collar Yoke Hinge Screw Bushing
350372C	17640	Knife Hone Holder Guide Collar Yoke Hinge Screw Bushing Set Screw
350373J	17640	Knife Hone Holder Guide Thumb Set Screw
259310	17640	" Stop Pin (long)
259309	17640	" " " (short)
457C	17640	" " " Set Screw
899D	17640	" " " Thumb Screw
259283	17640	Honing Device complete, Nos. 259268, 259273, 259282, Form 2399W and three wood screws 1-1/2 in., No. 8

WORK PLATE

241542	17638	Work Plate
200019E	17638	" " Arm Screw
202622	17638	" " " " Washer
213856	17638	" " Bracket
200189C	17638	" " " Screw
200189C	17638	" " Screw
213860	17638	" " Slide (back or front)
241543	17638	Work Plate complete, Nos. 200019E, 202622, 213856, 213860, 241542 and four 200189C

WOOD BASE

227493	17638	Bed Hinge Plate 202259 with two wood screws 7/8 in., No. 12H
225589	17638	Machine Cushion (leather)
227094	17638	Wood Base (oblique) with two 227493, four 225589 and nine wood screws 1-1/2 in., No. 7

Genuine Singer Needles should be used
in Singer Machines.
These Needles and their Containers
are marked with the
Company's Trade Mark "SIMANCO." 1

Needles in Containers marked
"For Singer Machines"
are not Singer made needles. 2

NUMERICAL
LIST
OF PARTS

NUMERICAL LIST OF PARTS

No.	Plate	Name
104D	17630	Knife Driving Lever Fork Swivel Screw, for 241739
457C	17640	Honing Device Knife Stop Pin Set Screw, for 259281
674D	17640	Honing Device Knife Hone Holder Guide Collar Yoke Hinge Screw, for 259282
721D	17640	Honing Device Knife Hone Holder Guide Collar Set Screw, for 259282
771J	17640	Honing Device Knife Holder Clamping Thumb Screw, for 259268
899D	17640	Honing Device Knife Holder Clamp Base Locking Thumb Screw, for 259281
899D	17640	Honing Device Knife Stop Pin Thumb Screw, for 259281
1359J	17640	Honing Device Knife Holder Clamp Hinge Screw, for 259268
1528J	17635	Roller Presser Hinge Screw Nut, for 201926, 201928, 201931, 201933, 201951, 201954, 201963, 201971 and 351821
1766C	17636	Roller Presser Ball Cone, for 201928, 201931, 201933, 201963, 201971 and 351821
2102	17619	Bobbin Winder Tension Disc, for 225462
4822	17635	Roller Presser Hinge Screw Nut Wrench
10554	17624	Arm Position Pin
16232	17636	Roller Presser Ball, 3/32 in. diam., for 201928, 201931, 201933, 201963, 201971 and 351821
24173	17630	Knife Driving Lever Fork Swivel, for 241739
25362	17630	Edge Guide Bracket Stop Ball
36006	17640	Honing Device Knife Holder Clamp Hinge Screw washer, for 259268
41400	17620	Machine Rest Pin (wood)
41544	17640	Honing Device Knife Holder Clamping Thumb Screw Washer, for 259268
50553C	17636	Roller Presser Hinge Screw, for 201928, 201931, 201933, 201963, 201971 and 351821
120342	17620	Oiler (copper plated) with 120343
120343	17620	" Spout, 3-1/2 in. long, for 120342
200008C	17628	Feed Dog Lever Post Support Screw
200008C	17629	Hook Post Screw
200010E	17624	Arm Base Screw
200010E	17624	" Screw
200019E	17638	Work Plate Arm Screw, for 241543
200024C	17628	Feed Dog Lever Post Screw

NUMERICAL LIST OF PARTS

No.	Plate	Name
200038C	17625	Feed Bar Slide Block Crank Pinch Screw, for 234084
200038C	17625	Feed Driving Connection Crank Pinch Screw, for 202298
200043C	17625	Feed Driving Rock Shaft Center Set Screw
200043C	17625	" Lifting Rock Shaft Center Set Screw
200048C	17630	Knife Driving Lever (lower) Pinch Screw, for 241736
200048C	17630	Knife Driving Lever (upper) Pinch Screw, for 241740
200049E	17624	Feed Driving Connection Pinch Screw, for 234015
200049E	17624	Feed Lifting Connection Pinch Screw, for 234017
200054E	17628	Feed Dog Lever Post Support Screw, for 241504
200056E	17619	Bobbin Winder Stop Latch Screw, for 225382
200061C	17630	Knife Switch-in Lever Pinch Screw, for 241745
200061C	17632	Tension Stud Set Screw
200066D	17632	Thread Guide Roller Bracket Screw
200076D	17629	Bobbin Case Lever Driving Block Screw
200079H	17623	Arm Cap Spool Holder Wire Hinge Screw, for 203090
200082D	17619	Bobbin Winder Tension Bracket Screw, for 225382
200086C	17631	Needle Bar Connecting Stud Pinch Screw, for 202329
200086F	17634	Presser Bar Position Guide Lever Pinch Screw, for 202338
200096D	17634	Roller Presser Arm Screw, for 233808, 233843 and 237847
200098E	17628	Feed Dog Screw, for 241502
200099H	17637	Throat Plate Screw
200110D	17629	Knife Guard Screw
200117F	17634	Roller Presser Arm Bracket Position Collar Position Screw, for 233808, 233843 and 237847
200132E	17634	Take-up Lever Oiling Felt Screw
200132E	17632	Thread Controller Spring Stop Screw
200141F	17631	Needle Set Screw, for 241669
200141F	17634	Roller Presser Arm Bracket Spring Stop Screw, for 233808, 233843 and 237847
200158B	17629	Knife Driving Lever (lower) Guard Screw
200159F	17629	Feed Dog Lever Post Cover (front) Clamp Screw
200161D	17631	Needle Bar Connecting Link Oil Guard Screw
200168D	17630	Knife Lever Screw

NUMERICAL LIST OF PARTS

No.	Plate	Name
200169H	17630	Knife Screw
200173D	17630	Edge Guide Screw
200189C	17638	Work Plate Bracket Screw, for 241543
200189C	17638	" " Screw, for 241543
200205F	17625	Feed Bar Slide Block Hinge Screw, for 234011
200260D	17634	Presser Bar Lifting Releasing Lever Bracket Guide Screw
200262H	17633	Foot Lifter Lifting Lever Hinge Screw
200263D	17628	Feed Dog Lever Hinge Screw
200265E	17628	" " " Slide Block Hinge Screw, for 241504
200273D	17633	Foot Lifter Lifting Lever Spring Screw
200278H	17623	Arm Cap Screw
200284D	17630	Knife Switch-out Lever Hinge Screw
200292F	17632	Thread Guide Roller Hinge Screw, for 241546
200299H	17619	Bobbin Winder Stop Latch Trip Lever Hinge Screw, for 225382
200327C	17624	Arm Shaft Connection Belt Pulley Set Screw, for 202635
200328C	17623	Balance Wheel Position Screw, for 244063
200333C	17630	Edge Guide Bracket Stop Ball Spring Adjusting Screw
200335C	17623	Balance Wheel Set Screw, for 244063
200335C	17631	Needle Bar Crank Set Screw, for 202692
200338C	17623	Arm Shaft Bushing Set Screw
200346C	17626	Hook Driving Shaft Bushing Set Screw
200352C	17634	Presser Bar Bushing Set Screw
200352C	17634	" " Position Guide Set Screw
200357E	17623	Arm Shaft Oil Packing Stop Screw, for 202249
200362C	17628	Feed Dog Lever Adjusting Screw, for 241522
200362C	17634	Roller Presser Arm Bracket Position Collar Set Screw, for 235088
200368H	17632	Thread Guide Set Screw
200368H	17632	" Retainer Stud Set Screw
200374C	17631	Needle Bar Connecting Link Stud Set Screw, for 202692
200378C	17626	Hook Bevel Pinion Set Screw, for 241551
200378C	17626	" Driving Shaft Collar Set Screw, for 234027
200380C	17619	Bobbin Winder Pulley Set Screw, for 202473
200380C	17629	Edge Guide Bracket Hinge Screw Set Screw
200380C	17630	Knife Shaft Spring Adjusting Collar Set Screw, for 214833
200382C	17623	Feed Lifting Connection Eccentric Set Screw, for 202307

NUMERICAL LIST OF PARTS

No.	Plate	Name
200383C	17624	Feed Driving Eccentric Regulating Screw Check Screw
200383C	17631	Needle Bar Connecting Link Stud Set Screw, for 202692
200383C	17631	Take-up Lever Hinge Stud Set Screw
200389C	17630	Knife Driving Lever (upper) Locking Plunger Spring Thumb Nut Set Screw, for 201725D
200394C	17626	Knife Driving Cam Set Screw, for 241713
200397H	17632	Thread Retainer (lower) Stud Set Screw, for 223710
200428C	17631	Needle Bar Crank Position Screw, for 202692
200429C	17624	Feed Driving Eccentric Regulating Screw
200437C	17623	" Lifting Connection Eccentric Position Screw, for 202307
200462B	17633	Face Plate Thumb Screw
200466B	17640	Honing Device Knife Hone Clamp Thumb Screw, for 259273
200475B	17634	Presser Bar Thumb Screw Thumb Set Screw
200492B	17634	" " " " (pressure regulating)
200502B	17623	Arm Shaft Bushing (front) Oil Packing Thumb Screw
200545C	17624	Feed Driving Connection Hinge Screw
200545C	17624	" Lifting Connection Hinge Screw
200555H	17629	Hook Bevel Gear Socket Screw
200570E	17624	Bed Hinge Connection Screw
200578H	17628	Feed Dog Lever Post Cover (side) Screw, for 241504
200583H	17629	Feed Dog Lever Post Cover (back or front) Screw
200583H	17632	Thread Retainer (lower) Screw, for 241728
200585H	17623	Arm Cap Spool Holder Base Screw, for 241567
200587D	17637	Throat Plate Needle Plate Screw, for 241731, 241750 and 241982
200594C	17627	Bobbin Case Tension Spring Screw, for 241676
200602E	17624	Arm Shaft Connection Belt Pulley Position Screw, for 202635
200607C	17624	Feed Driving Eccentric Regulating Bracket Plunger Spring Stop Screw
200625F	17632	Tension Stud with 204925, for 244062
200641C	17625	Feed Bar Hinge Screw (driving), for 234016
200653C	17634	Presser Bar Lifter Hinge Screw
200934D	17630	Edge Guide Bracket Hinge Screw
200984C	17627	Bobbin Case Tension Spring Regulating Screw, for 241676

NUMERICAL LIST OF PARTS

No.	Plate	Name
201014C	17624	Feed Driving Eccentric Regulating Bracket Hinge Screw, for 203098
201014C	17624	Feed Driving Eccentric Regulating Bracket Stop Screw
201253F	17627	Hook Gib Screw, for 241602
201254C	17626	" Driving Shaft Connection Belt Pulley Set Screw, for 234028
201272C	17629	Bobbin Case Lever Hinge Screw
201376F	17627	Hook Gib Hinge Screw, for 241602
201499B	17619	Bobbin Winder Tension Stud, for 225461
201518E	17625	Feed Bar Hinge Screw Nut, for 234016
201518E	17625	" " Slide Block Hinge Screw Nut, for 234011
201518E	17624	Feed Driving Connection Hinge Screw Nut
201518E	17624	" Lifting Connection Hinge Screw Nut
201524E	17628	" Dog Lever Adjusting Screw Check Nut, for 241522
201525E	17628	Feed Dog Lever Slide Block Hinge Screw Nut, for 241504
201525E	17624	Feed Driving Eccentric Regulating Bracket Hinge Screw Nut, for 203098
201525E	17624	Feed Driving Eccentric Regulating Bracket Stop Screw Nut
201528D	17628	Feed Dog Lever Hinge Screw Nut
201572B	17619	Bobbin Winder Tension Stud Thumb Nut, for 225462
201572B	17632	Tension Thumb Nut, for 244062
201699C	17635	Roller Presser Ball Cone, for 201926, 201951 and 201954
201725D	17630	Knife Driving Lever (upper) Locking Plunger Spring Thumb Nut, with 200389C for 241741
201926	17635	Roller Presser, 13/16 in. diam., 5/32 in. face (fine) with 1528J, 201699C, 350104C and twenty-eight 206417, for 203423
201928	17636	Roller Presser, 1-1/4 in. diam., 3/16 in. face (fine), with 1528J, 1766C, 50553C and twenty-four 16232, for 203427
201931	17636	Roller Presser, 1-1/4 in. diam., 1/8 in. face (fine) with 1528J, 1766C, 50553C and twenty-four 16232, for 203430
201933	17636	Roller Presser, 1-1/4 in. diam., 1/16 in. face (fine) with 1528J, 1766C, 50553C and twenty-four 16232, for 203431
201951	17635	Roller Presser, 13/16 in. diam., 3/16 in. face (fine) with 1528J, 201699C, 350104C and twenty-eight 206417, for 203432

NUMERICAL LIST OF PARTS

No.	Plate	Name
201954	17635	Roller Presser, 13/16 in. diam., 1/8 in. face (fine) with 1528J, 201699C, 350104C and twenty-eight 206417, for 237816
201963	17636	Roller Presser, 1-1/4 in. diam., face (fine) with 1528J, 1766C, 50553C and twenty-four 16232, for 203434
201971	17636	Roller Presser, 1-1/4 in. diam., 3/32 in. face (fine) with 1528J, 1766C, 50553C and twenty-four 16232, for 238527
202005	17624	Arm Base Screw Washer
202005	17624	" Screw Washer
*202056	-----	Bobbin Case Base Latch Pin, for 235769
202091	17632	Thread Retainer Sleeve, for 204059
202092	17632	" " Spring, for 204059
202108	17632	" " (lower) Bracket Position Pin, for 241727
202135	17633	Face Plate Position Pin, for 241701
202244	17623	Arm Shaft Bushing Oil Packing (wick), for 207080 and 240802
202248	17623	Arm Cap Screw Washer
202249	17623	" Shaft with 200357E and 224392
202253	17624	" " Connection Belt Pulley Spring Flange, for 202635
202253	17626	Hook Driving Shaft Connection Belt Pulley Spring Flange, for 234028
202254	17631	Needle Bar Connecting Link Stud Oil Packing (wick), for 202333
202258	17624	Bed Hinge Connection
202276	17625	Feed Bar Slide Block, for 234011
202277	17619	Bobbin Winder Frame Oil Packing (wick), for 225453
202277	17624	Feed Driving Connection Oil Packing (wick), for 234015
202277	17624	Feed Lifting Connection Oil Packing (wick), for 234017
202277	17631	Take-up Lever Driving Stud Oil Packing (wick), for 202399
202298	17625	Feed Driving Connection Crank with 200038C
202299	17629	Hook Post Oil Packing (wick)
202300	17624	Feed Driving Eccentric Regulating Bracket, for 203098
202301	17624	Feed Driving Eccentric Regulating Bracket Plunger
202303	17625	Feed Driving Rock Shaft, for 234016
202305	17625	" " " " Center
202305	17625	" Lifting Rock Shaft Center
202307	17623	" " Connection Eccentric with 200382C and 200437C

NUMERICAL LIST OF PARTS

No.	Plate	Name
202310	17623	Feed Regulating Spindle with 202311, 202443 and 202619
*202311	-----	Feed Regulating Spindle Head, for 202310
202321	17626	Hook Driving Shaft Bushing
202329	17631	Needle Bar Connecting Stud 206891 with 200086C and 202330, for 241540
202330	17631	Needle Bar Connecting Stud Oil Packing (wick), for 202329
202333	17631	Needle Bar Connecting Link Stud with 202254, for 202692
202337	17634	Presser Bar Position Guide
202338	17634	" " " " Lever with 200086F
202346	17634	Presser Bar Spring Stop Rod
202355	17634	" " Thumb Screw Thumb Set Screw Packing (brass)
202399	17631	Take-up Lever Driving Stud with 202277, for 241540
202400	17631	Take-up Lever Hinge Stud with 202423, for 241540
202401	17634	Take-up Lever Oiling Felt
202404	17634	Tension Release Plunger
202407	17619	Bobbin Winder Tension Spring, for 225462
202407	17632	Tension Spring, for 244062
202410	17632	Thread Controller Spring, for 244062
202412	17623	" Guide
202413	17634	" "
202414	17632	" "
202423	17631	Take-up Lever Hinge Stud Oil Packing (wick), for 202400
202443	17623	Feed Regulating Spindle Head Pin, for 202310
202473	17619	Bobbin Winder Pulley with 200380C, for 225382
202478	17619	Bobbin Winder Stop Latch Trip Lever, for 225382
202552	17631	Needle Bar Connecting Link, for 241540
202554	17634	Presser Bar Lifter
202557	17634	Nos. 202557 to 202559, for 233808, 233843 and 237847
202558	17634	Roller Presser Bar
202559	17634	" " Arm Bracket Spring
202559	17634	" " " " " Stop
202595	17624	Feed Driving Eccentric Regulating Bracket Plunger Spring
202619	17623	Feed Regulating Spindle Head Position Pin, for 202310
202622	17638	Work Plate Arm Screw Washer, for 241543
202635	17624	Arm Shaft Connection Belt Pulley with 200327C, 200602E and two 202253, for 203098

NUMERICAL LIST OF PARTS

No.	Plate	Name
202692	17631	Needle Bar Crank with 200335C, 200374C, 200383C, 200428C and 202333, for 241540
202784	17639	Foot Lifter Lever Chain Hook (upper), for 227678
203061	17633	Foot Lifter Lifting Lever
203089	17623	Arm Cap Spool Holder Base, for 203090
203090	17623	" " " " " 203089 with 200079H and 204296, for 241567
203098	17624	Feed Driving Eccentric Regulating Bracket 202300 with 202635, two each 201014C and 201525E
203172	17631	Needle Bar Crank Friction Washer Nos. 203211 to 203213, for 235769
203211	17627	Bobbin Case Base Latch
203212	17627	" " " " Plunger
203213	17627	" " " " Spring
203216	17627	" " Washer (cloth), for 235769
203422	17635	Roller Presser Arm, for 203423, 203432 and 237816
203423	17635	Roller Presser Arm 203422 with 201926
203426	17636	" " " for 203427, 203430, 203431, 203434, 238527 and 241904
203427	17636	Roller Presser Arm 203426 with 201928, for 233808
203430	17636	Roller Presser Arm 203426 with 201931
203431	17636	" " " 203426 with 201933
203432	17635	" " " 203422 with 201951, for 233843
203434	17636	Roller Presser Arm 203426 with 201963
203470	17627	Bobbin
203610	17628	Feed Dog Lever Slide Block, for 241504
203637	17628	" " " Post Screw Washer
203637	17628	" " " Support Screw Washer
203637	17629	Hook Post Screw Washer
204058	17632	Thread Retainer Stud, for 204059
204059	17632	Thread Retainer complete, Nos. 202091, 202092 and 204058
204128	17639	Foot Lifter Lever Stand with two wood screws 1 in., No. 12, for 227102
204235	17624	Arm Base Position Pin
204296	17623	" Cap Spool Holder Wire, for 203090
204925	17632	Tension Stud Washer, for 200625F
206417	17635	Roller Presser Ball, 1/16 in. diam., for 201926, 201951 and 201954
206608	17634	Presser Bar Lifting Releasing Lever Bracket Spring (spiral)
*206891	-----	Needle Bar Connecting Stud, for 202329
207080	17623	Arm Shaft Bushing (front) with 202244
210957	17632	Thread Retainer (lower) Stud, for 223711
210958	17632	" " " " Collar, for 223711

NUMERICAL LIST OF PARTS

No.	Plate	Name
210993	17632	Thread Retainer (lower) Sleeve, for 223711
212637	17637	Feed Dog, for 241731 and 241750
213856	17638	Work Plate Bracket, for 241543
213860	17638	" " Slide (back or front), for 241543
214833	17630	Knife Shaft Spring Adjusting Collar with 200380C
214838	17633	Thread Lubricator Screw Washer, for 241760
215057	17640	Honing Device Knife Hone Clamp Position Pin, for 259272
215190	17630	Edge Guide Bracket Stop Ball Spring
221209	17629	Feed Dog Lever Post Cover (back)
221212	17628	" " " Support, for 241504
*221214	-----	Hook (sewing), for 241602
221215	17629	" Post Slide
221222	17627	" Washer
221254	17637	Feed Dog, for 241982
223710	17632	Thread Retainer (lower) with 200397H, for 223711
223711	17632	Thread Retainer (lower) complete, Nos. 210957, 210958, 210993, 223710 and 223844, for 241728
223844	17632	Thread Retainer (lower) Spring, for 223711
224392	17623	Arm Shaft Oil Packing (wick), for 202249
224392	17626	Hook Driving Shaft Oil Packing (wick)
225016	17620	Foot Lifter Lever Hinge Pin, for 227955
225381	17619	Bobbin Winder Spindle, for 225382
225382	17619	Universal Bobbin Winder complete, Nos. 200056E, 200082D, 200299H, 202473, 202478, 225381, 225433, 225444, 225453 to 225456, 225458, 225462, 228026 two each 225459 and wood screws 3/4 in., No. 12, R. H. B.
225433	17619	Bobbin Winder and Tension Bracket Base, for 225382
225438	17619	Bobbin Winder Frame Oil Well Cap, for 225453
225444	17619	Bobbin Winder Stop Latch, for 225382
225453	17619	Nos. 225453 to 225456, for 225382
225453	17619	Bobbin Winder Frame with 202277 and 225438
225454	17619	Bobbin Winder Frame Hinge Pin
225455	17619	" " " Spring
225456	17619	" " " Plunger
225458	17619	" " Stop Latch Thumb Lever, for 225382
225459	17619	Bobbin Winder Stop Latch Thumb Lever Hinge Stud, for 225382

NUMERICAL LIST OF PARTS

No.	Plate	Name
225459	17619	Bobbin Winder Stop Latch Thumb Lever Joint Stud, for 225382
225461	17619	Bobbin Winder Tension Bracket with 201499B, for 225462
225462	17619	Bobbin Winder Tension Bracket complete, Nos. 201572B, 202407, 225461 and two 2102, for 225382
*225482	-----	Bobbin Case Screw Driver Blade, for 225497
*225483	-----	Bobbin Case Screw Driver Handle, for 225497
*225484	-----	Screw Driver Blade, for 225498
*225485	-----	" " Handle, for 225498
225497	17620	Bobbin Case Screw Driver complete, Nos. 225482 and 225483
225498	17620	Screw Driver complete (7-1/4 in. long), Nos. 225484 and 225485
225554	17620	Wrench (steel)
225589	17638	Machine Cushion (leather), for 227094
225592	17639	Foot Lifter Lever Chain Hook (lower), for 227060
227060	17639	Foot Lifter Lever (on floor) with 225592, for 227102
227094	17638	Wood Base (oblique) with two 227493, four 225589 and nine wood screws 1-1/2 in., No. 7
227102	17639	Foot Lifter Lever 227060 with 227678 and two 204128
227493	17638	Bed Hinge Plate 202259 with two wood screws 7/8 in., No. 12, for 227094
227678	17639	Foot Lifter Lever Chain, 48 in. long, with 202784, for 227102 and 227955
227952	17620	Foot Lifter Lever (left or right) with 227954, for 227955
227953	17620	Foot Lifter Lever Stand with two wood screws 1 in., No. 12, for 227955
227954	17620	Foot Lifter Lever Chain Hook (lower), for 227952
227955	17620	Foot Lifter Lever (left or right) complete, Nos. 225016, 227678, 227952 and 227953
228026	17619	Bobbin Winder Tension Bracket Screw Washer, for 225382
228213	17638	Drip Pan with four 1 in. wire nails
233361	17633	Foot Lifter Lifting Lever Spring
233390	17633	" " " " Washer
233807	17634	Roller Presser Arm Bracket, for 233808, 233843 and 237847
233808	17634	Roller Presser and Bar complete, Nos. 200096D, 200117F, 202557 to 202559, 203427, 233807, 235088 and two 200141F

NUMERICAL LIST OF PARTS

No.	Plate	Name
233843	17634	Roller Presser and Bar complete, Nos. 200096D, 200117F, 202557 to 202559, 203432, 233807, 235088 and two 200141F
*234002	-----	Arm Base
234003	17624	" Shaft Connection Belt
234010	17625	Feed Bar, for 234016
234011	17625	" " Slide Block Crank 234084 with 200205F, 201518E and 202276
234015	17624	Feed Driving Connection with 200049E and 202277
234016	17625	Feed Driving Rock Shaft 202303 with 200641C, 201518E and 234010
234017	17624	Feed Lifting Connection with 200049E and 202277
234018	17625	Feed Lifting Rock Shaft
234024	17629	Hook Bevel Gear Socket Friction Washer
234026	17626	" Driving Shaft
234027	17626	" " " Collar with two 200378C
234028	17626	" " " Connection Belt Pulley with 202253 and two 201254C
234065	17629	Bobbin Case Lever Driving Block
234079	17629	" " "
234084	17625	Feed Bar Slide Block Crank with 200038C, for 234011
235088	17634	Roller Presser Arm Bracket Position Collar with 200362C, for 233808, 233843 and 237847
235769	17627	Bobbin Case Base with 202056, 203211 to 203213 and 203216, for 241677
235771	17627	Bobbin Case Tension Spring, for 241676
236089	17634	Presser Bar Spring
237816	17635	Roller Presser Arm 203422 with 201954, for 237847
237847	17634	Roller Presser and Bar complete, Nos. 200096D, 200117E, 202557 to 202559, 233807, 235088, 237816 and two 200141F
238508	17630	Knife
238527	17636	Roller Presser Arm 203426 with 201971
240439	17633	Thread Lubricator Oil Pad Retainer, for 241760
240802	17623	Arm Shaft Bushing (back) with 202244
241502	17628	Feed Dog Lever with 200098E, for 241504
241503	17628	" " " Post, for 241504
241504	17628	" " " " 241503 with 200265E, 201525E, 203610, 221212, 241502, 241522, four each 200054E and 200578H
241522	17628	Feed Dog Lever Post Cover (side) with 200362C and 201524E, for 241504
241535	17634	Presser Bar Bushing

NUMERICAL LIST OF PARTS

No.	Plate	Name
241540	17631	Needle Bar Crank 202692 with 202329, 202399, 202400, 202552 and 241549
241542	17639	Work Plate, for 241543
241543	17638	Work Plate, complete, Nos. 200019E, 202622, 213856, 213860, 241542 and four 200189C
241544	17632	Thread Guide Roller, for 241546
241545	17632	" " " Bracket, for 241546
241546	17632	Thread Guide complete, Nos. 200292F, 241544 and 241545
241549	17631	Take-up Lever, for 241540
241550	17629	Hook Bevel Gear Socket, 14 teeth
241551	17626	Hook Bevel Pinion, 28 teeth, with two 200378C
241557	17631	Needle Bar Bushing, for 241673
241566	17623	Arm Cap with two 244071, for 241567
241567	17623	Arm Cap and Spool Holder complete, Nos. 203090, 241566 and two 200585H
241602	17627	Hook 221214 with 201253F, 201376F and 241604, for 241679
241604	17627	Hook Gib, for 241602
241620	17639	Foot Lifter Spring
241669	17631	Needle Bar with 200141F, for 241673
*241670	-----	Hook (sewing), for 241671
241673	17631	Needle Bar Bushing 241557 with 241669
241674	17627	Bobbin Case Oiling Felt, for 241676
241675	17627	" " " " Retainer, for 241676
241676	17627	Bobbin Case Cap with 200594C, 200984C, 235771, 241674, 241675 and two 350405C
241677	17627	Bobbin Case complete, Nos. 235769 and 241676, for 241679
241679	17627	Hook and Bobbin Case complete, Nos. 241602 and 241677
*241701	-----	Arm with 202135
*241703	-----	Bed
241706	17629	Feed Dog Lever Post Cover (front)
241713	17626	Knife Driving Cam with two 200394C
241720	17630	" " Lever (upper) Locking Plunger, for 241741
241721	17630	Knife Driving Lever (upper) Locking Plunger Spring, for 241741
241727	17632	Thread Retainer (lower) Bracket with 202108, for 241728
241728	17632	Thread Retainer and Bracket complete, Nos. 223711, 241727 and two 200583H
241729	17637	Throat Plate Body, for 241731 and 241982
241730	17637	" " Needle Plate, 56 elongated needle hole, for needle sizes 12 and 13, (minimum trimming margin .045 inch) for 241731

No.	Plate	Name
241731	17637	Throat Plate complete, 56 elongated needle hole, for needle sizes 12 and 13, Nos. 241729, 241730 and two 200587D, for 212637
241732	17630	Edge Guide
241733	17630	" " Bracket
241734	17629	" " " Stop Ball Retainer
*241735	-----	Hook Post
241736	17630	Knife Driving Lever (lower) with 200048C and 241752, for 241739
241737	17629	Knife Driving Lever (lower) Guard
241738	17630	" " " Shaft
241739	17630	Knife Driving Lever (lower) complete, Nos. 104D, 24173 and 241736
241740	17630	Knife Driving Lever (upper) with 200048C for 241741
241741	17630	Knife Driving Lever (upper) complete, Nos. 201725D, 241720, 241721 and 241740
241742	17630	Knife Lever
241743	17630	" Shaft
241744	17630	" " Spring
241745	17630	" Switch-in Lever with 200061C
241746	17630	" Switch-out Lever
241747	17630	" " Plunger
241748	17637	Throat Plate Body, for 241750
241749	17637	" " Needle Plate, 50 elongated needle hole, for needle sizes 16 and 18, for 241750
241750	17637	Throat Plate complete, 50 elongated needle hole, for needle sizes 16 and 18, Nos. 241748, 241749, and two 200587D, for 212637
241751	17629	Knife Guard
241752	17630	" Driving Lever Fork, for 241736
241753	17633	Face Plate
241755	17633	Thread Lubricator Oil Pad (felt), for 241760
241758	17633	Thread Lubricator Oil Pad Holder, for 241760
241758	17633	Thread Lubricator Oil Reservoir, for 241760
241759	17633	Thread Lubricator Oil Wick, for 241760
241760	17633	Thread Lubricator complete, Nos. 214838, 240439, 241755, 241756, 241758, 241759 and 350280F
241763	17630	Edge Guide Bracket Hinge Screw Set Screw Packing (brass)
241904	17636	Roller Presser Arm 203426 with 351821

No.	Plate	Name
241981	17637	Throat Plate Needle Plate (beveled) 56 elongated needle hole, for needle sizes 12 and 13, (minimum trimming margin .045 inch), for 241982
241982	17637	Throat Plate (beveled) complete, 56 elongated needle hole, for needle sizes 12 and 13, Nos. 241729, 241981 and two 200587D, for 221254
242117	17632	Thread Controller Spring Stop
244006	17634	Presser Bar Lifting Releasing Lever Bracket
244048	17632	Tension Disc (back), for 244062
244049	17632	" " (front), for 244062
244061	17632	" Release Washer, for 244062
244062	17632	Tension complete, Nos. 200625F, 201572B, 202407, 202410, 244048, 244049, 244061 and 263106
244063	17623	Balance Wheel (disc) (belt groove 2-1/8 in. diam.) with 200328C and 200335C
244071	17623	Arm Cap Oil Wick, for 241566
259266	17640	Honing Device Knife Holder Clamp, for 259268
259267	17640	Honing Device Knife Holder Clamp Base, for 259268
259268	17640	Honing Device Knife Holder Clamp Base 259267 with 771J, 1359J, 36006, 41544, 259266, 259269 and 259284, for 259283
259269	17640	Honing Device Knife Holder Clamp Spring, for 259268
		Nos. 259270 to 259272, for 259273
259270	17640	Honing Device Knife Hone
259271	17640	" " " " " Clamp
259272	17640	" " " " " Holder with two 215057
259273	17640	Honing Device Knife Hone Holder 259272 with 259270, two each 200466B and 259271, for 259283
		Nos. 259274 to 259277, for 259282
259274	17640	Honing Device Knife Hone Holder Guide
259275	17640	" " " " " " Col- lar
259276	17640	Honing Device Knife Hone Holder Guide Collar Yoke
259277	17640	Honing Device Knife Hone Holder Guide Collar Yoke Hinge Screw Bushing
259281	17640	Honing Device Base with 457C and two 899D, for 259282
259282	17640	Honing Device Base 259281 with 674D, 721D 259274 to 259277, 259309, 259310, 350372C and 350373J, for 259283

No.	Plate	Name
259283	17640	Honing Device complete, Nos. 259268, 249273 259282, Form 2399W and three wood screws 1-1/2 in., No. 8 for Horizontal Trimmer Knives
259284	17640	Honing Device Knife Holder Clamp Washer, for 259268
259309	17640	Honing Device Knife Stop Pin (short), for 259282
259310	17640	Honing Device Knife Stop Pin (long), for 259282
263106	17632	Tension Spring Washer, for 244062
264718	17631	Needle Bar Connecting Link Oil Guard
350104C	17635	Roller Presser Hinge Screw, for 201926, 201951 and 201954
350164C	17631	Needle Bar Bushing Set Screw
350238D	17632	Thread Retainer (lower) Bracket Screw
350280F	17633	" Lubricator Screw, for 241760
350372C	17640	Honing Device Knife Hone Holder Guide Collar Yoke Hinge Screw Bushing Set Screw, for 259282
350373J	17640	Honing Device Knife Hone Holder Guide Thumb Set Screw, for 259282
350405C	17627	Bobbin Case Oiling Felt Retainer Screw, for 241676
351821	17636	Roller Presser, 1-1/8 in. diam., 3/16 in. face (fine), (for use with beveled throat plates) with 1528J, 1766C, 50553C and twenty-four 16232, for 241904

Genuine Singer Needles should be used
in Singer Machines.
These Needles and their Containers
are marked with the
Company's Trade Mark "SIMANCO." 1

Needles in Containers marked
"For Singer Machines"
are not Singer made needles. 2

ILLUSTRATIONS

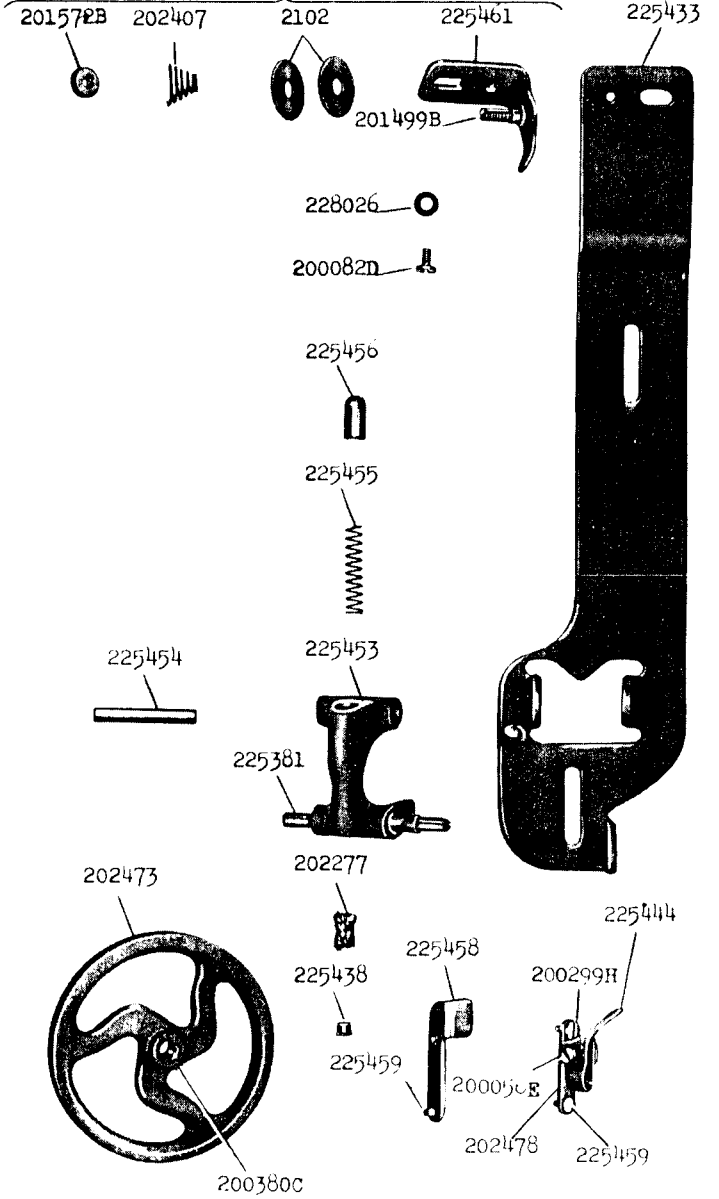
OF

PARTS

17619 - 1/3

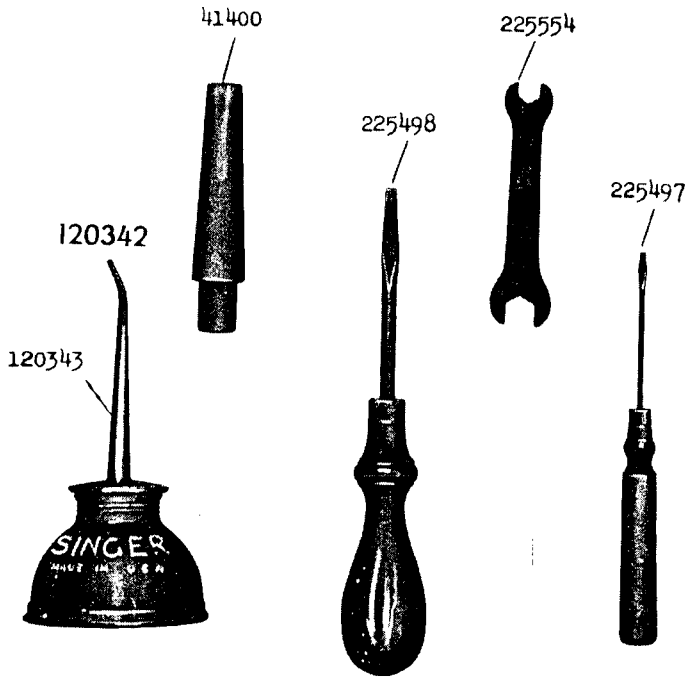
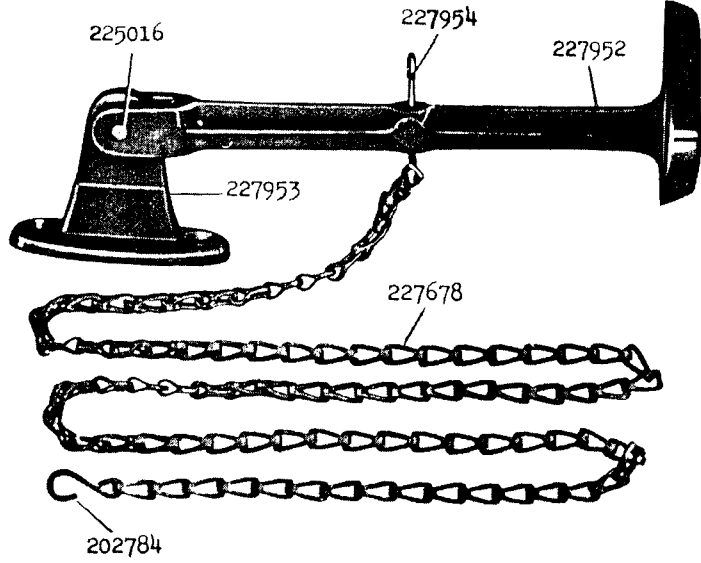
225382

225462



17620 - 1/3

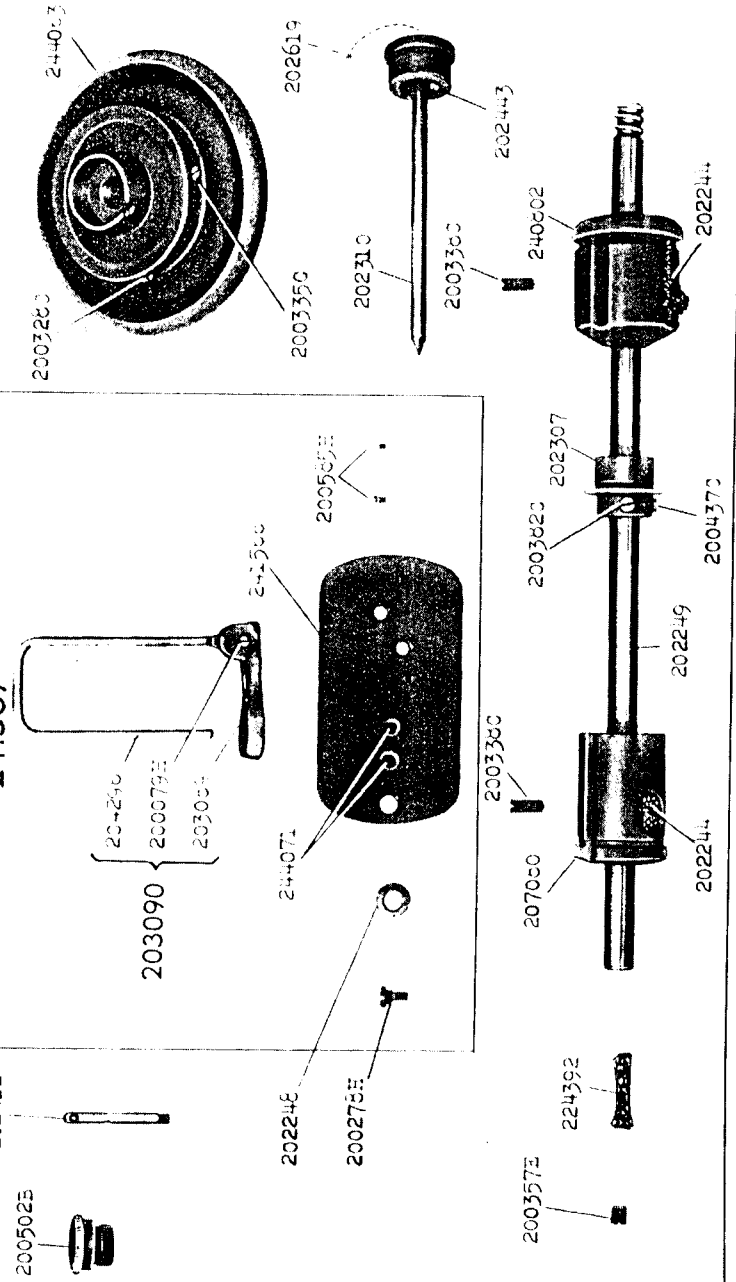
227955



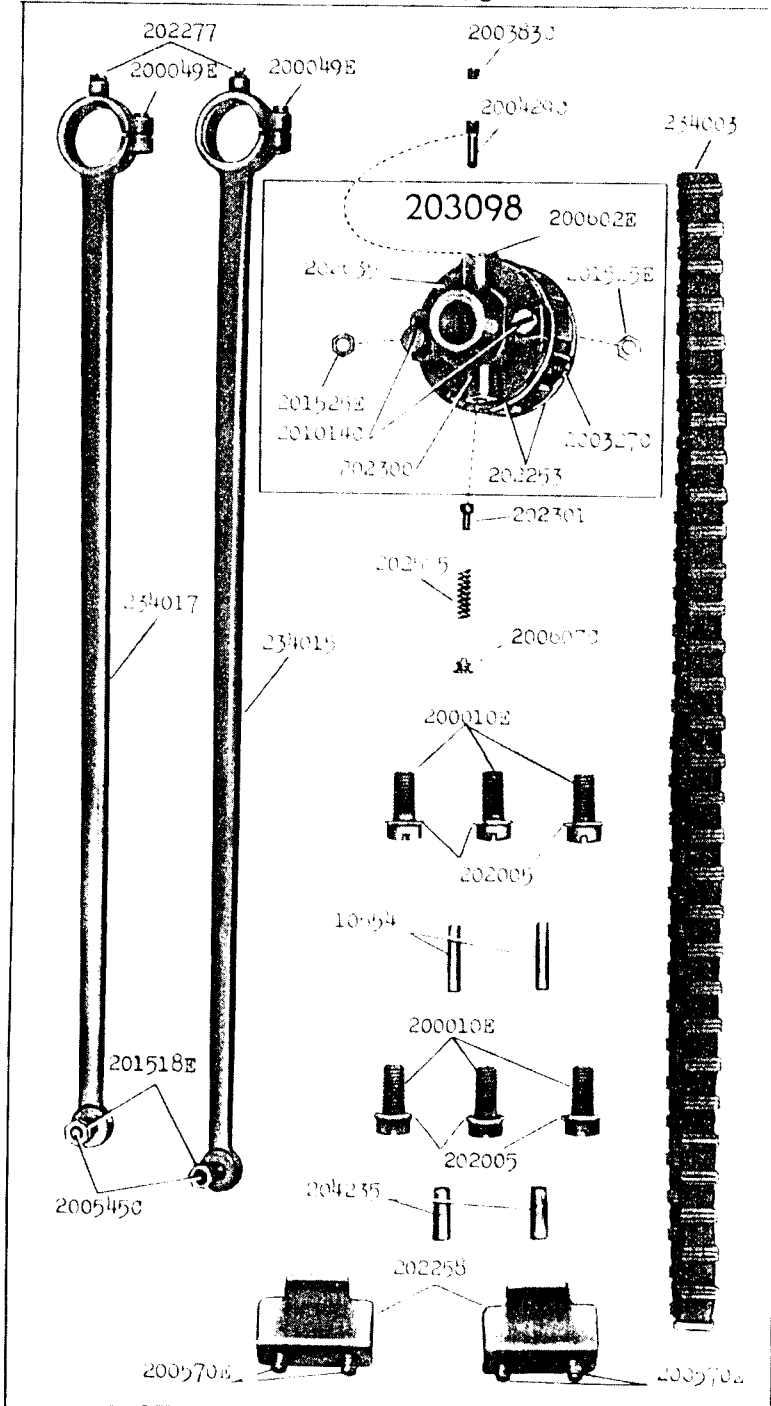
17623 - 1/3

241567

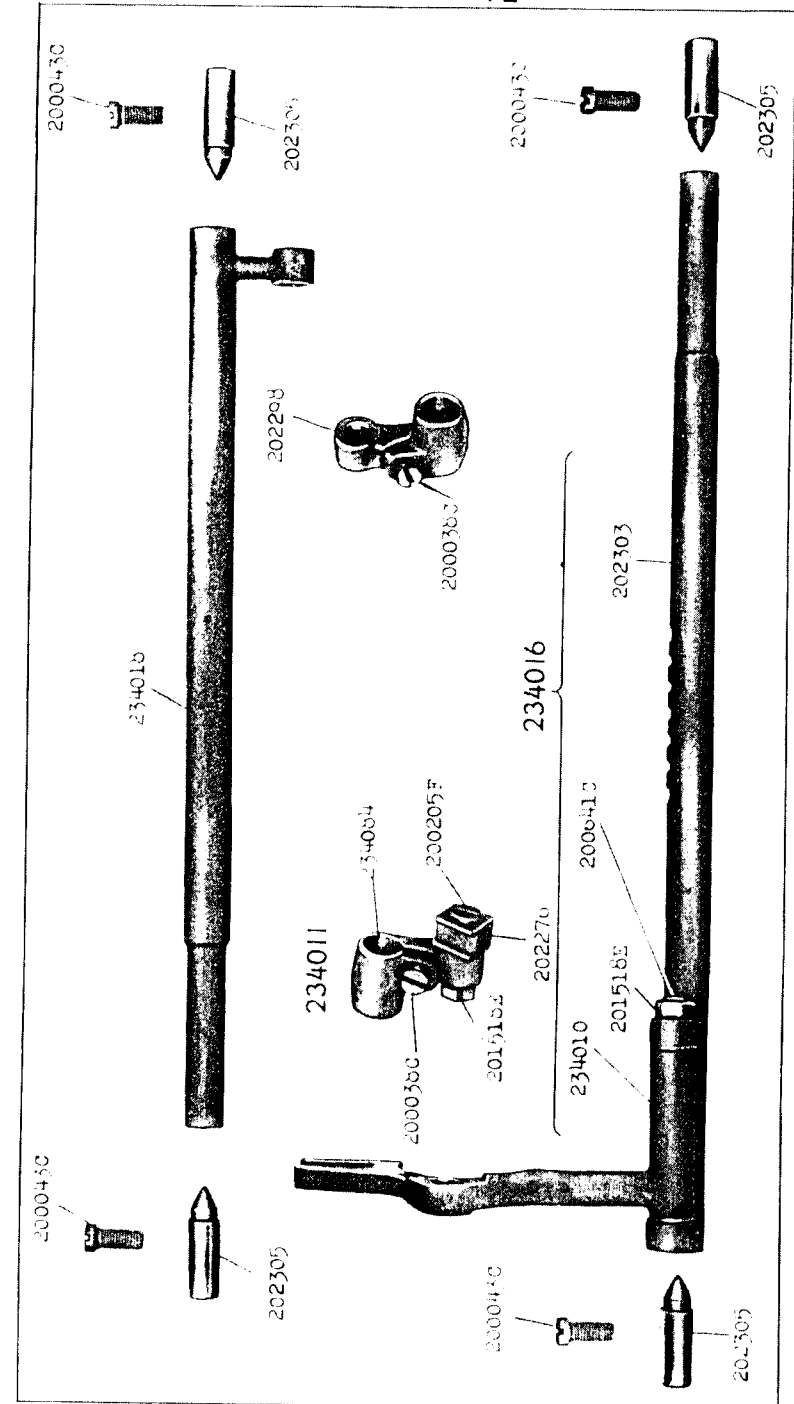
202412



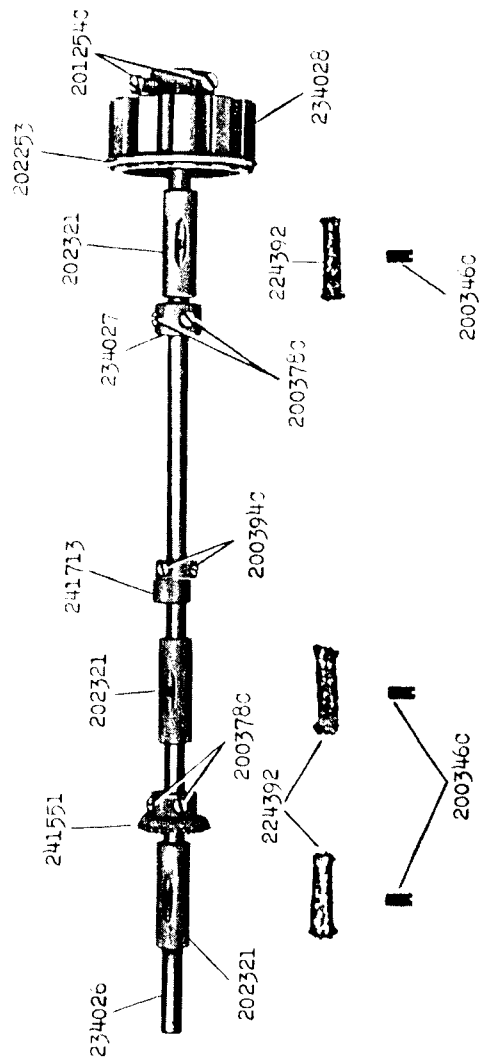
17624 - 1/3



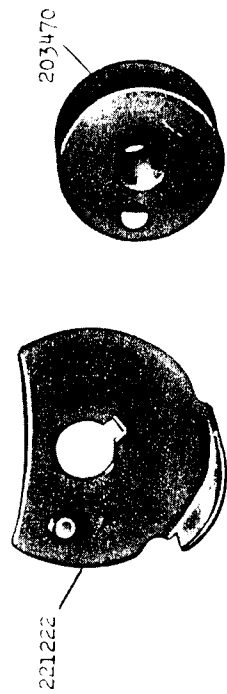
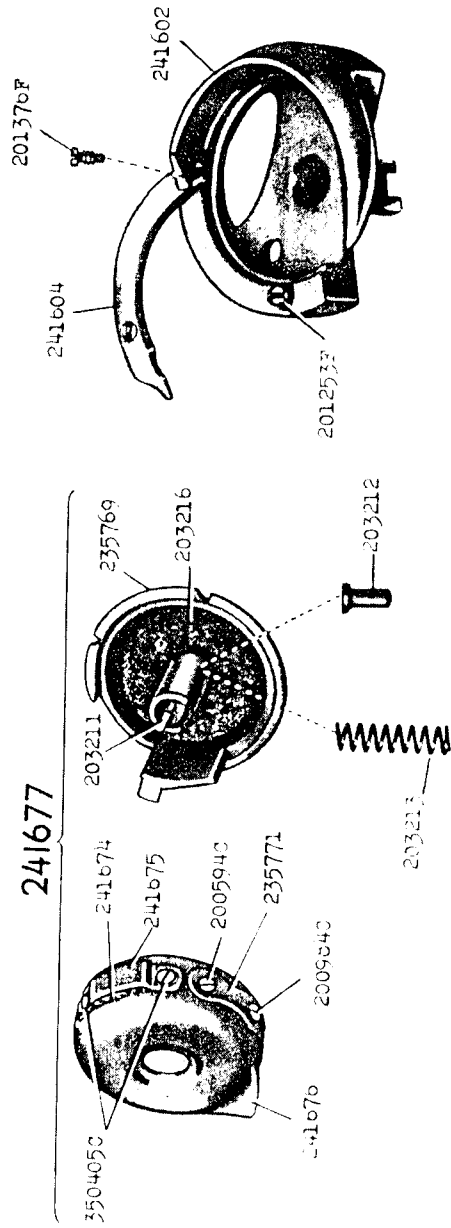
17625 - 1/2



17626 - 1/3

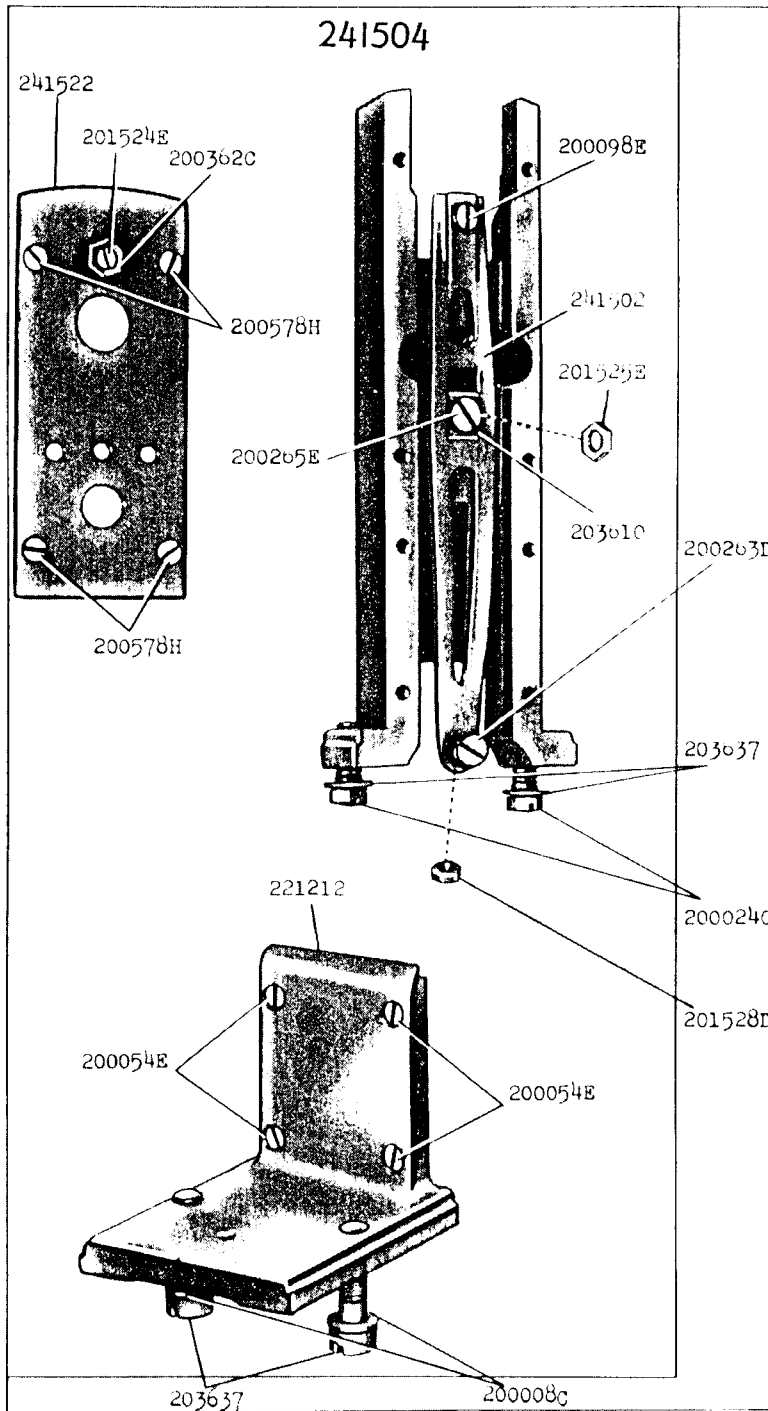


17627

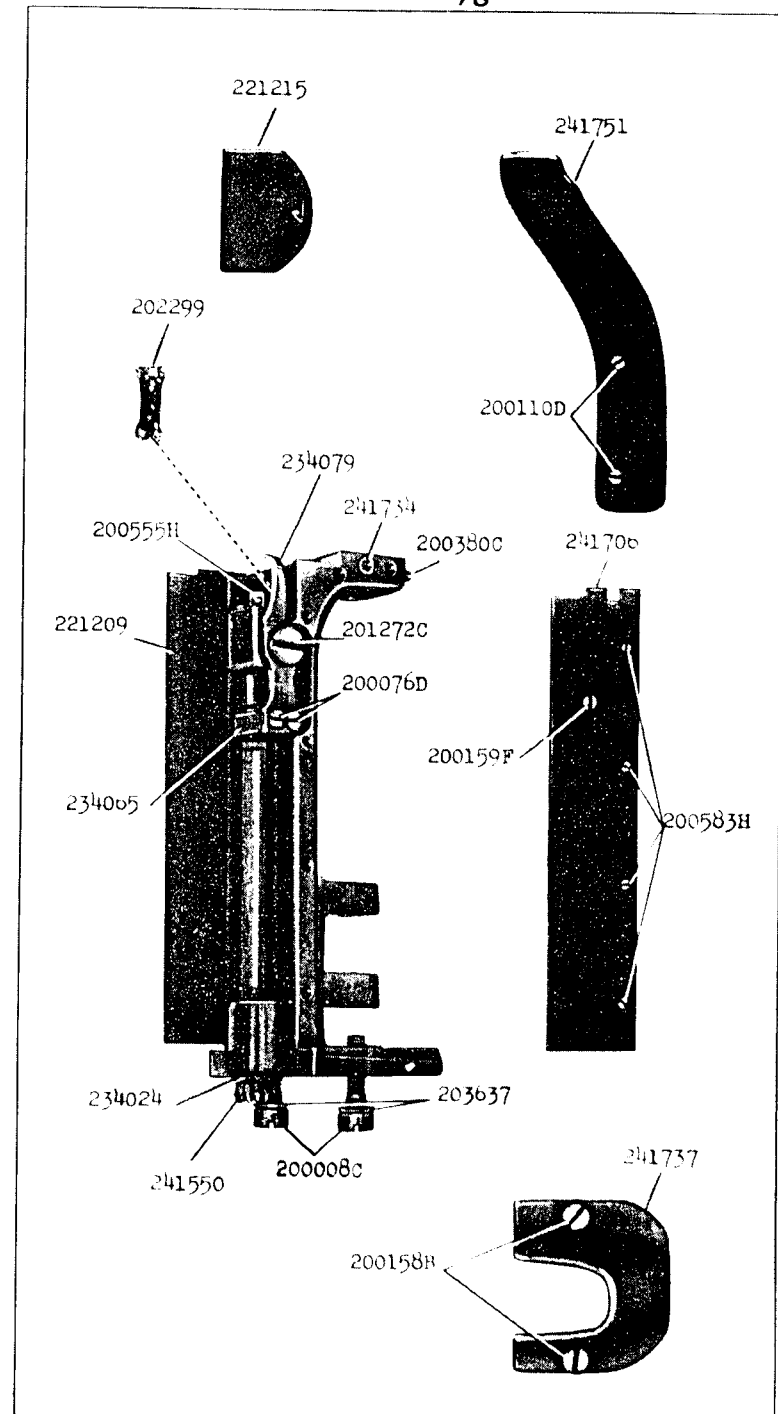


17628 - 1/2

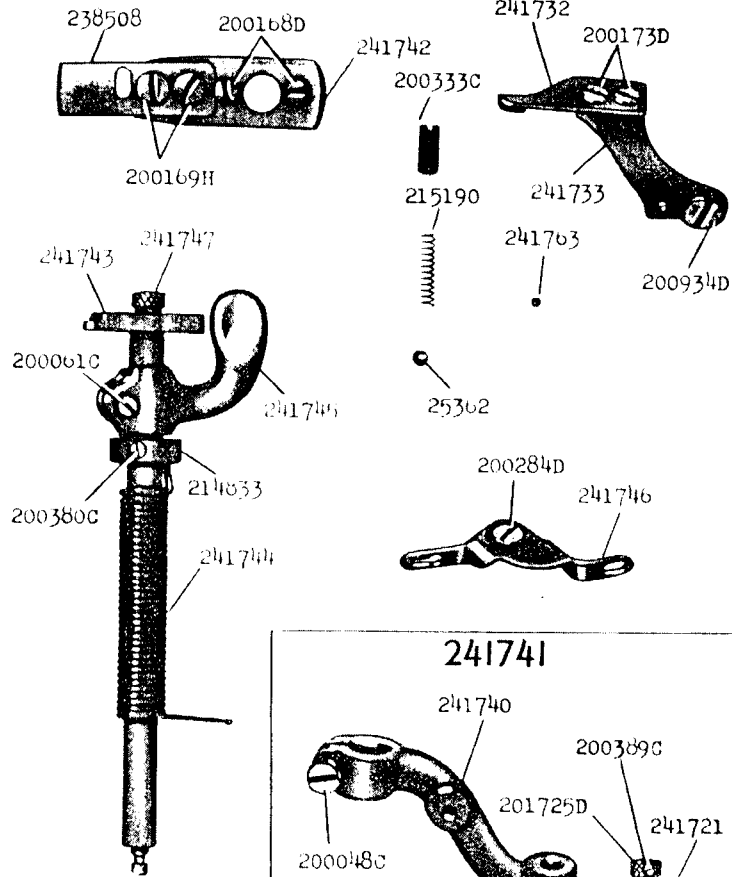
241504



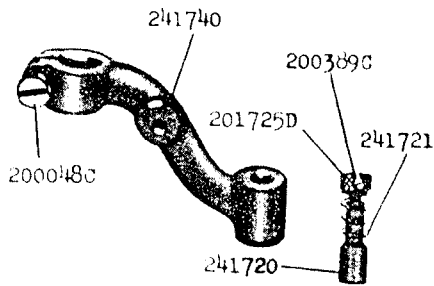
17629 - 3/8



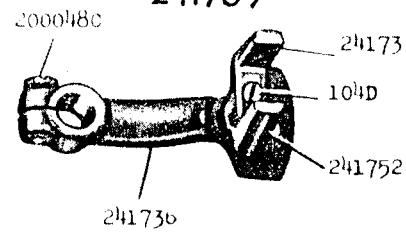
17630 - 1/2



241741



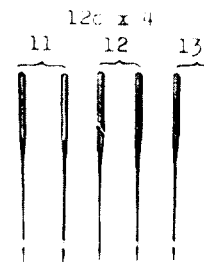
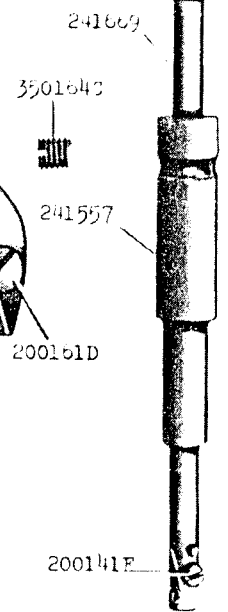

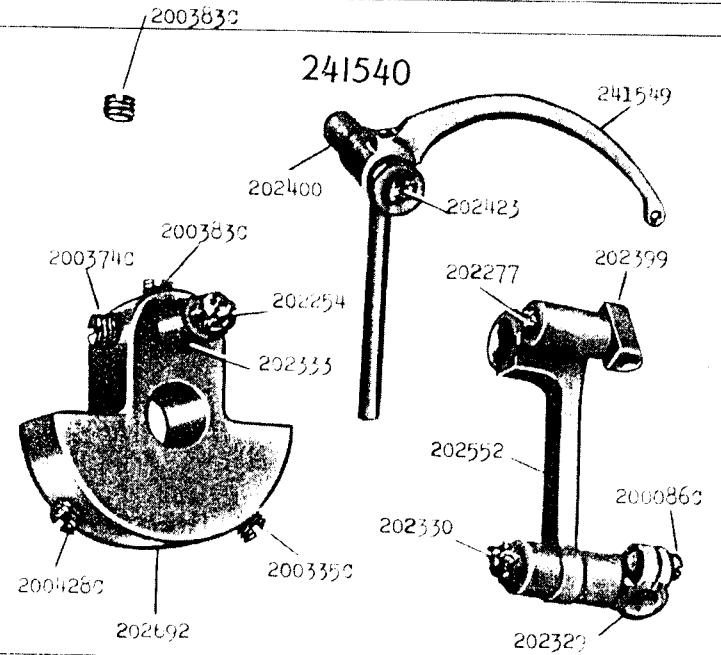
241739



241738

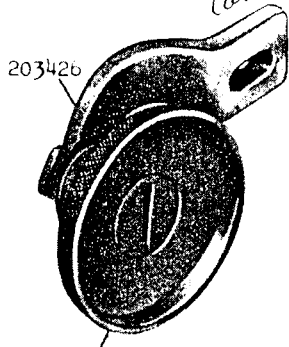


17631 - 2/3



17636

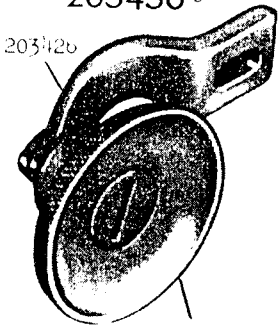
203434 *low*



203426

201903-1-1/4x5/32

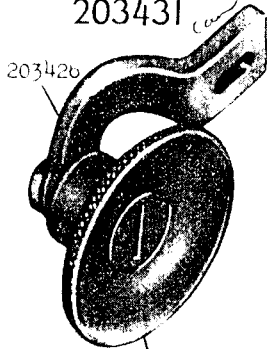
203430 *low*



203426

201931-1-1/4x1/8

203431 *low*



203426

201933-1-1/4x1/16



1528J

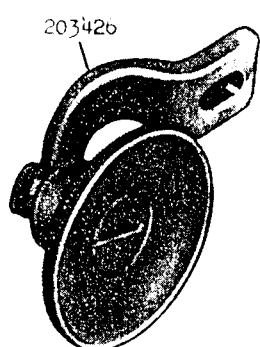


16252



17003


238527 *low*



203426

201971-1-1/4x3/32

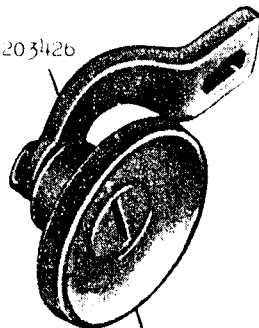
203427 *4GG-E*



203426


201928-1-1/4x3/16

241904 *low*



203426

551821-1-1/8x3/16



505530

17637

241731-56

200099H



241729

200587D

241730

200099H

212637

15 = 1



241750-50

241748



200587D

241749

241982-56

241729




200587D

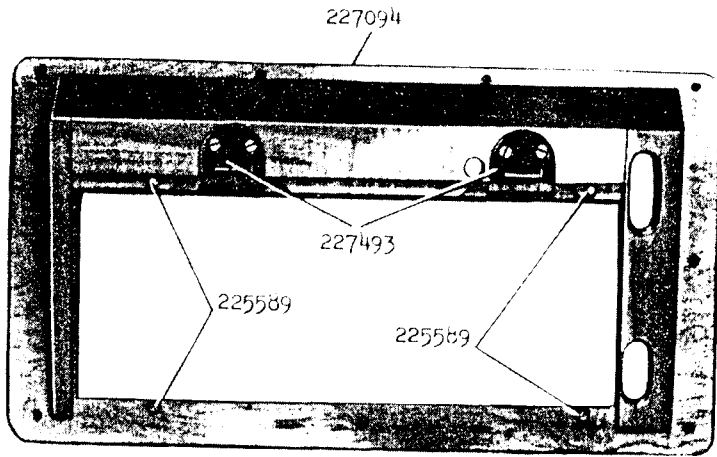
241981

221254

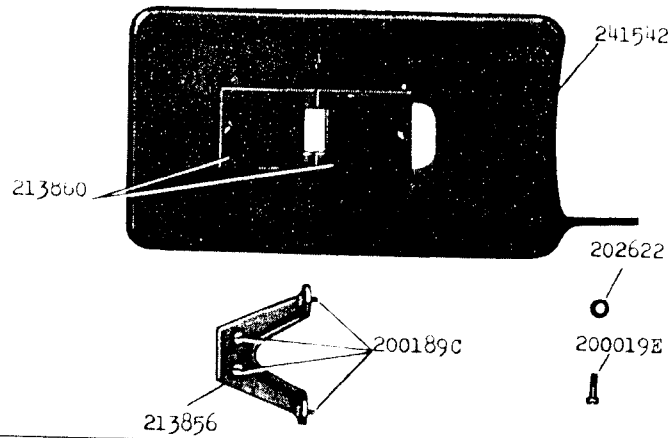
20 = 1




17638 - 1/6



241543

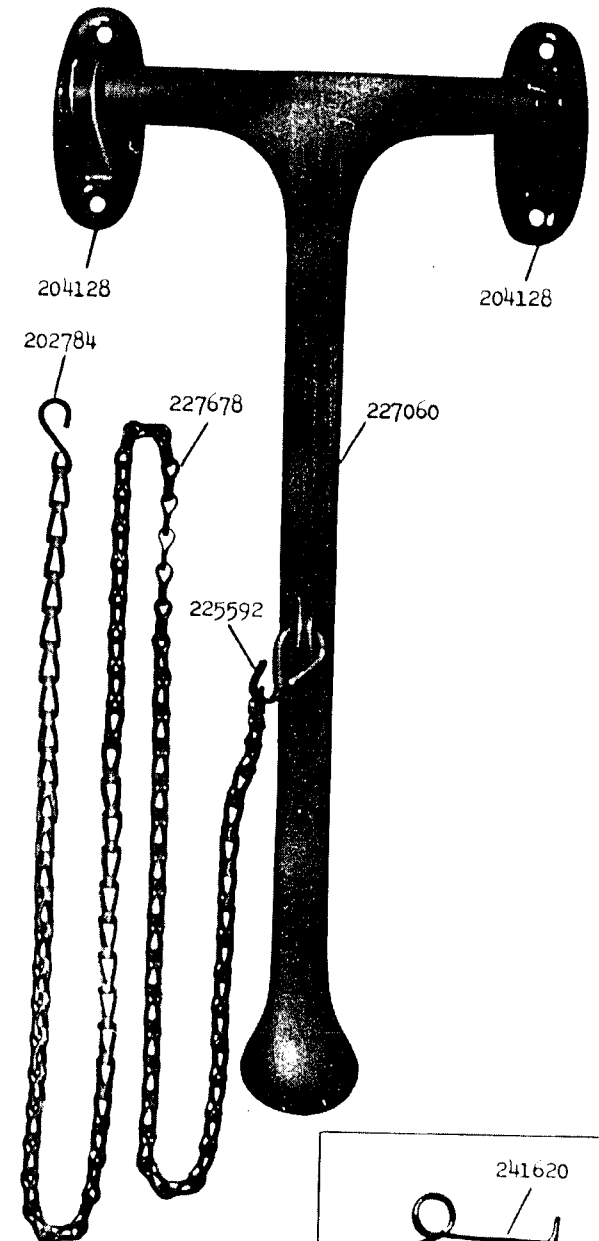


228213



17639 - 1/3

227102



17640 - 1/3

259283

