

4in1 RF+ Mesoporation+LED Photon +EMS Skin Lifting

SR-266

Use Manual



CATALOG

Preface	-----	3
I Theory	-----	4
II Features	-----	5
III Functions	-----	5
IV Specification	-----	6
V Package Listing	-----	6
VI How To Use	-----	6
VII Operation Steps	-----	7
VIII Forbidden Matter	-----	11
IX Daily Inspection And Maintenance	-----	11

Preface

Dear User:

Thank you for purchasing !Be sure to read this instruction manual carefully before use so that you can make full and correct use of your massager.Please keep this manual available for future reference after you have read it through.

This product does not belong to medical,please don't use for disease treatment

I Theory

a. RF(Radio Frequency)

For detoxification, lymphatic drainage, improve blood circulation

Electrical energy tends to follow the shortest distance between two electrodes. When electricity runs through living tissue the high energy flow generates heat as a characteristic of the electrical energy and the resistance to electricity by the living tissue. This is another feature of Dr. Arrivo that adapts electricity to be gentle on the skin.

b.MP(Mesoporation)

It helps essence into your skin deeply

Mesoporation is a combination of mesotherapy and electroporation. In Europe it is widely used as mesotherapy without a needle. It achieves a high level of penetration into the skin. It is reported that Mesoporation's penetration degree is about 10 times that of conventional therapy in a 1mm depth of skin and 27 times in 4mm. An amazing whitening and anti-aging effect is possible.

c.LED(Light Emitting Diode)

For treatment of acne lesions

It works efficiently without damaging the skin by using an especially sensitive LED light developed exclusively for beauty equipment.

Adopt special strong pulse light filling technology, can be on the premise of no damage to normal skin tissue clearance face all kinds of pigment and vascular patches, at the same time stimulate collagen hyperplasia, restore skin elasticity, reduce wrinkles, reduce pore, make the ascent of the whole of the facial skin, regain health of youth.

Red Light

Stimulate the production of collagen. Collagen is the essential protein used to repair damaged tissue and to replace old tissue. Best for fine lines, reduce pore size, swollen after surgery.



Blue Light

Acne bacteria contains Porphyrins; The blue light is able to kill Porphyrins due to the high affinity with this wavelength. The blue light furthermore has a calming action resulting effective on hypersensitivity.

d.EMS(Electrical Muscle Stimulation)

For lifting skin, weight loss, cellulite treatment

Four elements are used to ensure that the electrical current works randomly and stimulates the muscle tissue very gently causing a secondary muscular movement that preserves the skin's elasticity and suppleness.

II Features

- a. It combined with 4 technologies with RF, Mesoporation, LED & Electrical Muscle Stimulation
- b. Two replaceable tips for face and body
- c. Daily skin care for body & face therapy. Stop time flowing through your skin
- d. Handy SR-266 is easy to carry around, treatment fulfill everywhere at anytime
- e. Enjoy skin care at home with in-office experience

III Functions

- a. Effect a radical cure blain blain, and curb the youth beans and black of the original bacteria, improve acne scars
- b. Remove wrinkles, skin lifting ,skin Rejuvenitation.
- c. Improve skin, promote the formation of collagen, make skin younger
- d. Remove the red spot
- e. Nourish and whiten skin

IV Specification

a.Input Frequency:50-60Hz

b.Voltage:100-240V

c.Power Consumption:10W

d.Output Frequency:90KHz

V Package Listing

a.1 pc Main machine

b.1 pc Power Adapter

c.1 pc package box

VI How To Use

a.Before use

Please connecting the power cord with the machine,and clean your skin

b.Process

(1).Please turn on the machine , chose the "MENU", When the screen shows the "STOP", short press "MENU" to open it. When the screen shows the "START",short press" MENU" to suspend it.Turn the "UP" to turn strength up,turn the "Down" to turn strength down.

Don't turn it the strongest at first,You can adjust it from down to up to find the comfortable Level.

(2).Please put this device pressed to skin, but do not stay in the same place for too long,it need to move.

(3).When the "SCREEN" shows "0",press the" SCREEN" longer to turn it off.

VII Operating Steps

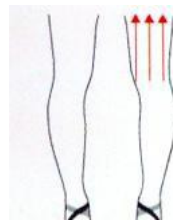
Once 2 to 3 days, 15 to 20 times a course of treatment

a.The leg(front):10 minutes

(1)From middle to two sides,it can active skin.



(2)From down to upper push, lift the skin.

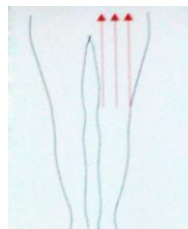


(3)From down to upper circling push.

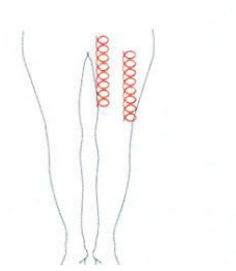


b.The leg(behind):10 minutes

(1)From down to upper push, lift the skin .

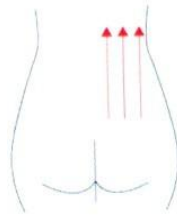


(2)From down to upper circling push.

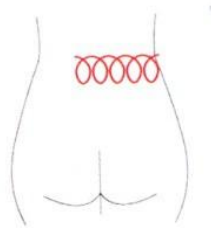


c.The waist:10 minutes

(1)From down to upper push,lift the skin.



(2)From left to right push or from right to left .



d.The arm:5 minutes

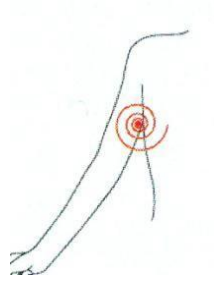
(1)From down to upper push,lift the skin.



(2) From down to upper circling push, Stimulate the production of collagen.

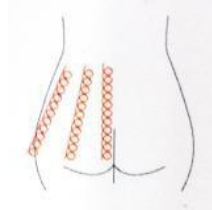


(3) Outward from the arm looped, promote the effect of light, whitening, tender skin .

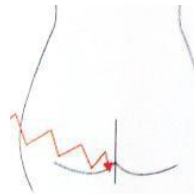


e.The hip: 5 minutes

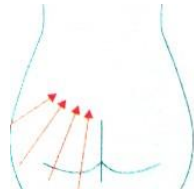
(1) From down to upper circling push, active the skin.



(2) From the crotch to the middle push, lift the hip, make Better hip shape .

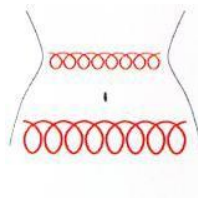


(3)From down to upper push, lift the hip stimulate the production of collagen.

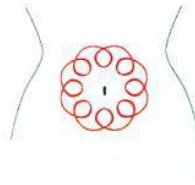


f.The waist:10 minutes


(1)push it as the line,active the skin on waist.



(2) In the middle of the waist, circle push around your belly button.



(3) From the waist of the lateral to the middle, Push it as pointed direction



g.The face:10 minutes.

Push it as the pointed direction.



h.The eye:5 minute The lips:5 minutes The neck: 5 minutes

Push it as the pointed direction.



VIII Forbidden Matter

Please noticed that this item is not applied to people as following:

- a. People with heart disease or high blood pressure, or configured cardiac pacemaker
- b. Patients with acute inflammation, asthma, deep vein thrombosis, theyroncus, cancer
- c. Pregnant women
- d. People with hemorrhagic disease, trauma or who is bleeding
- e. Medical plastic parts, or parts with artificial in filling inside
- f. People with metal inside the body (include metallic tooth)
- g. Patient with skin inflammation or with edema
- h. People with an abnormal immune system
- i. Numb or insensitive to heat

IX Daily Inspection And Maintenance

- a. If the head stick to a cosmetics or dirty, please use soft cloth gently wipe dry;
- b. Please don't tie line or winding, otherwise might well contact ;
- c. Thinner, volatile oil will be damaged, please don't use;
- d. Please do not placed in the sunlight, dust, more humid place (It is not waterproof);
- e. Please put it out of reach of children .

