



**DIGITAL SOUND, YES.
CALLS ON THE GO, YES.
ORDINARY DESIGN, NO.**

Jabra®
YOU'RE ON

WIRELESS MUSIC AND CALLS ON THE GO

No pockets? No problem. The new Jabra Play is a high performance and stylish *Bluetooth*® stereo headset that acts as a remote control to your phone. So you can play music and take calls anywhere while leaving your phone in your pocket. Just swing it around your neck and you're on.

Switch between music and calls - seamlessly

Jabra Play gives you easy control of music and calls, all with high performance digital sound quality, wireless streaming and earbuds designed to isolate the noise from outside. When a call comes in the device alerts you. With one tap you can take a call and once the call ends you can go back to enjoying your music with easy controls for volume and skipping tracks.

Take it anywhere

Thanks to its unique design, Jabra Play gives you all the flexibility you need. You can wear it the way you want - hang it or clip it on, you choose. Either way it's guaranteed to turn heads.

All the music you want.

With a minimum of 6 hours music time and 6 hours of talk time, you're free to go as far as you like, without ever having to take your phone out of your pocket.



COLOR VARIANTS



REASONS TO CHOOSE THE JABRA PLAY

High performance digital sound quality

Wear it your way - hang it or clip it on

Easy control of music and calls




QUICK START GUIDE - GET STARTED UNDER 5 MINUTES

1 PAIRING


FIRST TIME PAIRING

1. Turn the Jabra Play on (press the **answer/end** for 4 secs).
2. Activate *Bluetooth*® on your phone and select Jabra Play. If you are asked for a PIN code, confirm with PIN code 0000 (4 zeros).



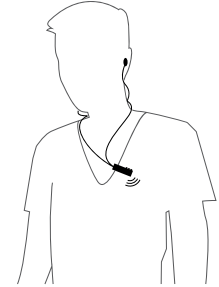
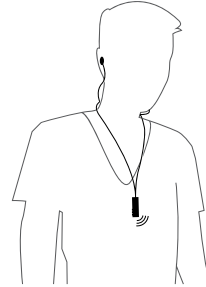
PAIR WITH A SECOND MOBILE PHONE

1. Turn the Jabra Play off (press the **answer/end** for 4 secs).
2. Press (6 secs) the **answer/end** until the LED indicator flashes blue.
3. Activate *Bluetooth* on your phone and select Jabra Play. If you are asked for a PIN code, confirm with PIN code 0000 (4 zeros).



2 WEARING

The Jabra Play has two different wearing styles.



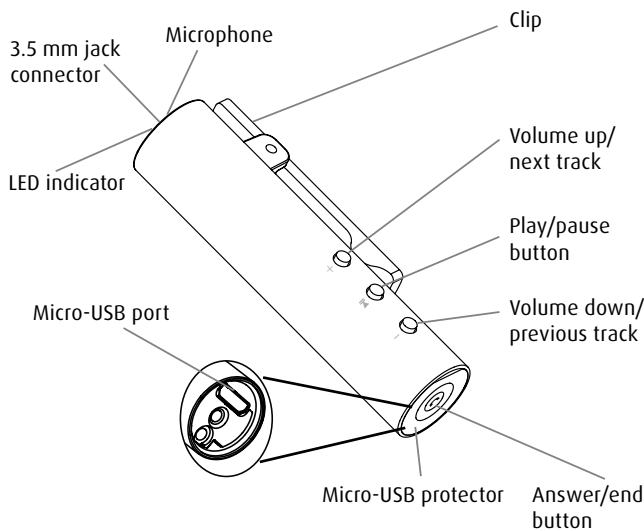
AROUND THE NECK

Create a loop using the headphone cables, and wear around the neck. Adjust the length of the cable by moving the clip on the wire either upwards or downwards.

CLIP-ON

Clip-on to shirt for a more secure fit.

3 USING



DID YOU KNOW?

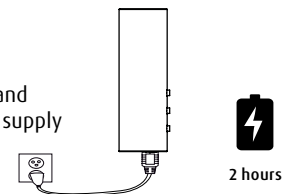
You can download the user manual at jabra.com/play to learn about additional features such as Advanced MultiUse.

📞	On/off	Press (4 secs) the answer/end to turn the Jabra Play on/off
	Make call*	Call will automatically transfer. If not tap the answer/end button
	Answer call	Tap answer/end button
	End call	Tap answer/end button
	Reject call*	Press (4 secs) answer/end button
📞x2	Redial last number*	Double-tap answer/end button
▶	Play/pause music	Music played on your mobile phone will automatically transfer. To pause your music tap the play/pause button, to resume your music tap the play/pause button again
+ -	Speaker volume up/down*	Tap volume up or volume down button
	Skip music tracks	Press (4 secs) the volume up or volume down button
	Mute microphone	Press both volume up and volume down buttons simultaneously

* Phone dependent

CHARGING THE JABRA PLAY

Remove the micro-USB protector and connect the Jabra Play to a power supply using the charging adapter. It takes 2 hours to fully charge.



FEATURES AND SPECIFICATIONS

- Remote control your music and calls without your phone in your hand
- High performance digital sound quality with noise isolating earbuds
- Easy control of music and calls - dedicated volume, answer/end call, and play/pause buttons
- Wear it your way - hang it or clip it on
- Can be used with your own headphones (3.5mm jack plug)
- A2DP - Stream your music and media wirelessly
- LED indicator - keep track of battery and connection status at a glance
- Multiuse™ - stay connected to 2 devices at the same time
- Charge quickly and easily via its micro USB port
- Up to 6 hours music and talk time