

Important Notes

All monetary values are listed in Euros (EUR, €)

Current Charges stand at:

Electric: €0.25 per KWH

Water: €2.50 per 1000 Litres

Please note: When Adding Service, Topping Up or Refunding ONLY available services will be displayed.

Please note: Sockets will automatically disconnect when plug is removed. Present card to reconnect.

The screen will return to home page if screen is inactive for 30 seconds. You will have to place the Key Fob on reader to activate and start again.

Water Taps must be turned on within 30 seconds from activation otherwise they will turn off.

Water will shut off after 30 minutes of continuous flow.

If you have made an error you can return to your home page by pressing cancel.

If a cross appears on the screen after you have placed your credited Key Fob on 'Place Card Here', you should try 1 more time, if this is still showing a cross please contact the Marina Office.



ROLLINS MARINE AND CARAVAN SERVICES

TRETTON MANOR BARNs, LOWGATE,
TYDD ST MARY, WISBECH, CAMBRIDGESHIRE,
PE13 5PD, ENGLAND

Tel. +44 (0) 1945 871412

Email: sales@rmcs.co.uk

Web: www.rmcs.co.uk



CUSTOMER PEDESTAL USER MANUAL

Welcome to Msida Marina, we hope you enjoy your stay.

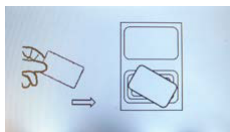
Before you can use the service pedestal for your berth requirements please purchase a RFID Key Fob from the Marina Office. This Fob will allow you access to water and electric services on the pedestal for your berth.

Once you have purchased this Fob please follow the instructions over leaf for access to your required services.



TG ELECTRONICS

Selecting a Service

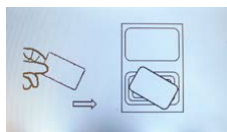


- 1) Place Key Fob on 'Place Card Here'
- 2) Select 'Add Service' (Water and Electric works in pairs i.e. 1 & 1, 2 & 2, 3 & 3 and 4 & 4.
- 3) Select from '1 to 4' for your required service using the numbers on the Sockets and Water Taps
- 4) Follow 'Top-Up service' from step 4 (on next page) to activate service

Please Note: Only available services will be available to select.



Top-Up Service



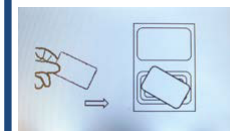
- 1) Place Key Fob on 'Place Card Here'
- 2) Select 'Top-Up'
- 3) Select available service '1 to 4'
- 4) Select amount to credit: €1, €2, €3, €4, €5, €10, €20, €50
- 5) Present Key Fob to deduct credit from Fob
- 6) This will energise the service you require

Please note: Sockets will automatically disconnect when plug is removed. Present card to reconnect.

Please Note: Only available services will be available to Top-Up.



Refund



- 1) Place Key Fob on 'Place Card Here'
- 2) Select 'Refund'.
- 3) Present Fob
- 4) Select left or right arrow to select service outlet needing to be Refunded.

EITHER

'Refund Part'

- i) Select amount to be deducted: €1, €2, €3, €4, €5, €10, €20, €50
- ii) Select 'Refund'

OR

'Refund All'

- 5) Present Fob to deduct remaining credit from the pedestal back onto the Fob.
- 6) If you then wish for a cash refund return Fob to the Marina Office

Please Note: Only your services will be available to refund.



TS ELECTRONICS